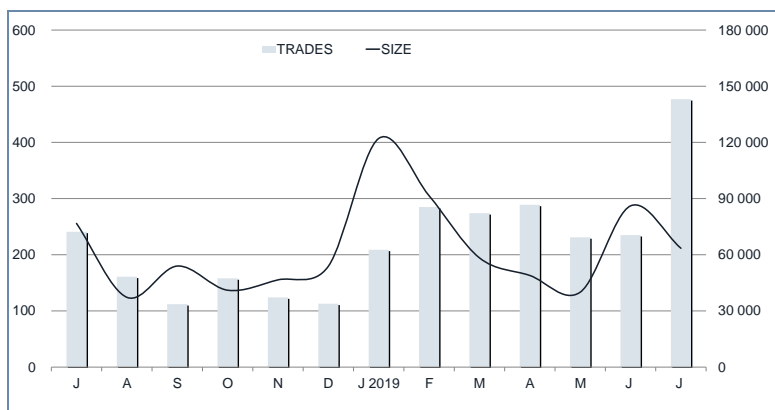
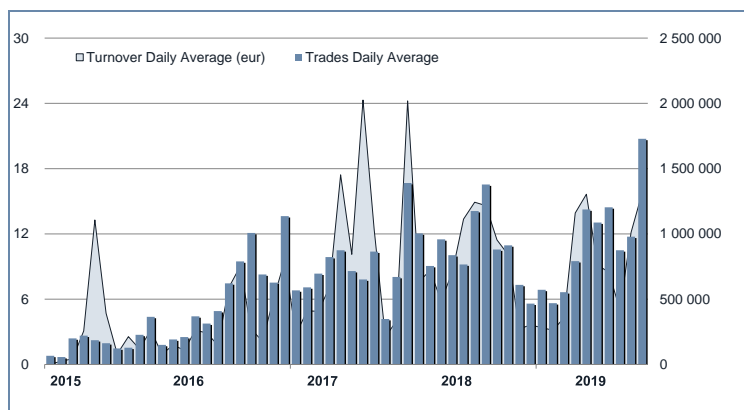


**ATFund Statistics**
**July 2019**
**TRADING EVOLUTION**

**MAIN INDICATORS**
**LISTED FUNDS**

	LISTED END OF MONTH	AUM in MT	
		eur m 28/06/2019	eur m 31/07/2019
CORPORATE AND GOV. BOND	32	64.58	64.82
DEVELOPED MARKETS	34	41.03	41.21
EMERGING	1	0.09	0.09
STYLE	1	0.75	0.87
OTHERS	54	276.03	283.51
<b>TOTAL</b>	<b>122</b>	<b>382.49</b>	<b>390.50</b>

**TRADING**

	JUNE 2019	JULY 2019	JAN - JUL 2019
	Turnover eur m	Turnover eur m	Turnover eur m
CORPORATE AND GOV. BOND	2.3	14.3	27.86
DEVELOPED MARKETS	11.2	3.0	21.87
EMERGING	0.0	0.0	0.10
STYLE	0.2	0.1	1.0
OTHERS	6.6	12.9	90.71
<b>TOTAL</b>	<b>20.24</b>	<b>30.28</b>	<b>141.51</b>

**MOST TRADED IN THE MONTH BY TURNOVER**

Name	Trading Code	ISIN	TURNOVER	
			eur m	% TOT
1 NEW MILLEN MULTI ASSET OPPORTUN CLASSE L	NMMAO	LU1363165751	6.84	22.6%
2 ACOMEA LIQUIDITA' CLASSE Q2	ACALIQ	IT0005090854	4.92	16.3%
3 COMPAM FUND FLEXIBLE BOND CLASSE Q	COMFBO	LU1472302576	4.02	13.3%
4 NEW MILLEN EVERG GL HI YLD BOND CLASSE L	NMEGH	LU1363165918	2.82	9.3%
5 OPEN CAPITAL TOTAL RETURN CLASSE L	OCPTTR	IT0005279515	1.50	4.9%
6 OPEN CAPITAL PROFESSIONAL ITALY	OCPPPI	IT0005279754	1.48	4.9%
7 NEXTAM VER CAPITAL EUR CORPORATE SELECT	NPVERC	LU1814064371	1.13	3.7%
8 8A+ EIGER - CLASSE Q	8AECQ	IT0005114530	0.92	3.1%
9 PHARUS GLOBAL VALUE EQUITY CLASS QH	PSGVQH	LU1371515880	0.82	2.7%
10 PHARUS SICAV - TARGET EQUITY DIVIDEND	PHSTED	LU1868872802	0.78	2.6%

**MOST TRADED IN THE YEAR BY TURNOVER**

Name	Trading Code	ISIN	TURNOVER	
			eur m	% TOT
1 OPEN CAPITAL TOTAL RETURN CLASSE L	OCPTTR	IT0005279515	35.38	25.0%
2 NEW MILLEN MULTI ASSET OPPORTUN CLASSE L	NMMAO	LU1363165751	21.39	15.1%
3 PHARUS ASIAN NICHES	PHSAN	LU1867072735	9.31	6.6%
4 ALESSIA - VOLCOR BETA ZERO CLASS Q	AVBZ01	LU1238726811	8.30	5.9%
5 OPEN CAPITAL PROFESSIONAL ITALY	OCPPPI	IT0005279754	7.27	5.1%
6 NEW MILLEN EVERG GL HI YLD BOND CLASSE L	NMEGH	LU1363165918	5.84	4.1%
7 ACOMEA LIQUIDITA' CLASSE Q2	ACALIQ	IT0005090854	5.14	3.6%
8 COMPAM FUND FLEXIBLE BOND CLASSE Q	COMFBO	LU1472302576	4.87	3.4%
9 PHARUS SICAV ELECTRIC MOBILITY NICHES	PHSEMN	LU1867072495	3.43	2.4%
10 ACOMEA ASIA PACIFICO CLASSE Q2	ACAAPA	IT0005091183	3.22	2.3%

**What is ATFund (@Fund)**

ATFund is a multilateral trading facilities (MTF) for open-end funds.  
 Clients can enter buy and sell orders between 8:00 a.m. and 10:55 a.m. Orders must indicate the quantity only.  
 Between 10:55 and 11 a.m. only the Appointed Intermediary can insert orders to execute the imbalance between buy and sell quantities. Trades are concluded within one minute after 11 a.m.  
 Contracts concluded at T are valued the following day (T+1) with the NAV (in Euro) as of day T provided by the issuers of listed funds by the cut-off time (5:00 pm).  
 Trades, valued at NAV, are settled in Monte Titoli the third day following the conclusion of contracts (T+3).

**News:**

ATFund AUM reached the new historical record of €390.5 m (+13.2% vs July 2018).  
 New instruments listed in July:

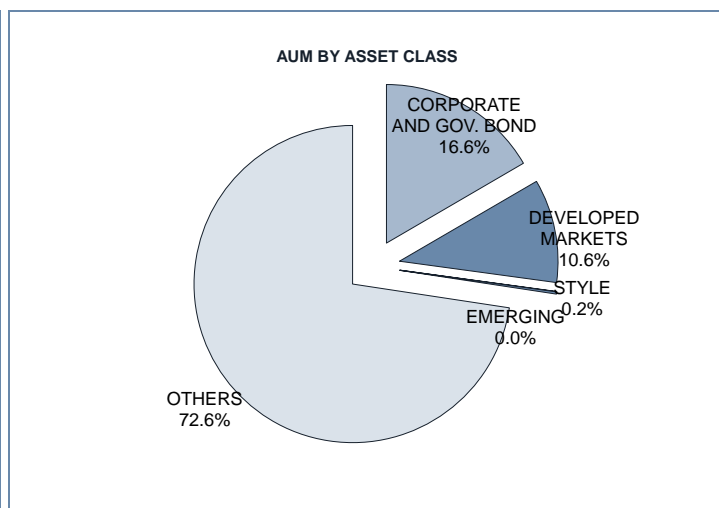
- PHARUS SICAV - Target Equity Dividend - LU1868872802

Note: ATFund figures are included in the ETFPlus until September 2018

TURNOVER		JUNE 2019		JULY 2019		YEAR 2019			
		Trades	Turnover eur m	Trades	Turnover eur m	Trades	% TOT	Turnover eur m	% TOT
0	20 000	145	0.50	316	0.72	1 307	65.4%	3.56	2.5%
20 000	50 000	28	0.98	55	1.69	234	11.7%	7.81	5.5%
50 000	100 000	21	1.36	32	2.03	154	7.7%	10.29	7.3%
100 000	500 000	34	6.72	64	14.10	247	12.4%	49.60	35.1%
500 000		7	10.68	10	11.73	58	2.9%	70.24	49.6%
<b>TOTAL</b>		<b>235</b>	<b>20.24</b>	<b>477</b>	<b>30.28</b>	<b>2 000</b>		<b>141.51</b>	

## FOCUS

FUNDS WITH HIGHEST TURNOVER				
MONTH	NAME	TRADING CODE	ISIN	EUR
JULY	OPEN CAPITAL TOTAL RETURN CLASSE L	OCPTR	IT0005279515	8 883 817
AUGUST	OPEN CAPITAL TOTAL RETURN CLASSE L	OCPTR	IT0005279515	2 017 295
SEPTEMBER	OPEN CAPITAL TOTAL RETURN CLASSE L	OCPTR	IT0005279515	1 688 317
OCTOBER	ACOMEA BREVE TERMINE CLASSE Q2	ACABRT	IT0005090870	999 458
NOVEMBER	PHARUS SICAV - EUROPE ABSOLUTE FUND Q	PSEAFQ	LU1437803767	1 699 222
DECEMBER	OPEN CAPITAL TOTAL RETURN CLASSE L	OCPTR	IT0005279515	1 475 277
JANUARY 2019	OPEN CAPITAL TOTAL RETURN CLASSE L	OCPTR	IT0005279515	11 139 311
FEBRUARY	OPEN CAPITAL TOTAL RETURN CLASSE L	OCPTR	IT0005279515	9 560 322
MARCH	OPEN CAPITAL TOTAL RETURN CLASSE L	OCPTR	IT0005279515	3 895 344
APRIL	OPEN CAPITAL TOTAL RETURN CLASSE L	OCPTR	IT0005279515	5 904 673
MAY	OPEN CAPITAL TOTAL RETURN CLASSE L	OCPTR	IT0005279515	1 618 212
JUNE	ALESSIA - VOLCOR BETA ZERO CLASS Q	AVBZ01	LU1238726811	7 504 625
JULY	NEW MILLEN MULTI ASSET OPPORTUN CLASSE L	NMMAO	LU1363165751	6 839 607



## MAIN INDICATORS - DEVELOPED MARKETS

Name	Trading Code	ISIN	28/06/2019	Reference Price 31/07/2019	Var %	JULY 2019 trades	JULY 2019 Turnover €	JAN - JUL 2019 trades	JAN - JUL 2019 Turnover €
1 8A+ EIGER - CLASSE Q	8AECQ	IT0005114530	112.33	112.434	0.1%	3	924 097	11	1 074 453
2 8A+ GRAN PARADISO - CLASSE Q	8AGCQ	IT0005137770	92.345	92.552	0.2%	-	-	-	-
3 ACOMEIA AMERICA CLASSE Q2	ACAAME	IT0005091142	21.017	21.323	1.5%	10	640	46	57 101
4 ACOMEIA ASIA PACIFICO CLASSE Q2	ACAAPA	IT0005091183	6.035	6.219	3.0%	16	4 129	87	3 224 486
5 ACOMEIA EUROPA CLASSE Q2	ACAEUP	IT0005091167	16.322	16.532	1.3%	13	4 093	46	111 573
6 ACOMEIA GLOBALE CLASSE Q2	ACAGLO	IT0005091100	14.368	14.77	2.8%	15	806	55	185 560
7 ACOMEIA ITALIA CLASSE Q2	ACAITA	IT0005091233	21.988	21.974	-0.1%	7	157	96	25 362
8 ALBEMARLE TARGET EUROPE - CLASS X	ATLTEU	IE00BYZZQ212	113.0181	110.02	-2.7%	1	2 236	1	2 236
9 ALBEMARLE TARGET ITALY - CLASS X	ATLTIT	IE00BYZZPY67	105.7833	104.5172	-1.2%	-	-	6	155 548
10 ALBEMARLE TARGET ITALY HEDGED - CLASS X	ATLTH	IE00BDHF6114	88.4096	86.3737	-2.3%	2	5 731	9	143 380
11 ALESSIA - VOLCOR BETA ZERO CLASS Q	AVBZ01	LU1238726811	113.14	113.37	0.2%	8	239 731	35	8 299 918
12 APSLEY FUND ICAV - OPTIMA STAR FUND	OPTMSF	IE00BDZ9X585	101.758	100.808	-0.9%	-	-	7	441 946
13 ATOMO MADE IN ITALY FUND - CLASSE L	ATMMIF	LU1391064828	136.02	133.82	-1.6%	-	-	3	52 927
14 COMPAM ACTIVE EQUITY SELECTION CLASSE Q	COMAES	LU1275426606	119.748	119.416	-0.3%	2	244 747	2	244 747
15 COMPAM ACTIVE GLOBAL LONG SHORT	COMAEE	LU1275425897	94.891	93.779	-1.2%	1	190 408	1	190 408
16 COMPAM FUND - SB EQUITY CLASSE Q	COMSBE	LU1275426275	115.412	118.558	2.7%	-	-	-	-
17 COMPAM FUND ACTIVE GLOBAL EQUITY	COMGEQ	LU1783934646	-	-	-	-	-	-	-
18 DIAMAM SICAV MATHEMATICS EUR CLASS P	DIAMAM	LU0277563010	836.44	847.06	1.3%	1	860	5	20 727
19 FINLABO DYNAMIC EQUITY - CLASSE L	FINLDE	LU1397788552	94.43	93.8	-0.7%	10	30 558	17	139 001
20 NEW MILLENNIUM EURO EQUITIES CLASSE L	NMEE	LU1148873406	64.35	63.77	-0.9%	-	-	1	210 749
21 NEW MILLENNIUM GLOBAL EQUITIES EUR HED L	NMGE	LU1148873588	95.92	96.79	0.9%	-	-	-	-
22 PHARUS GLOBAL VALUE EQUITY CLASS Q	PSGVQ	LU1371515534	117.01	118.93	1.6%	1	232 050	6	352 806
23 PHARUS GLOBAL VALUE EQUITY CLASS QH	PSGVQH	LU1371515880	116.18	117.22	0.9%	7	822 679	18	1 347 762
24 PHARUS GLOBAL VALUE EQUITY CLASS QHD	PSGOHD	LU1574104151	101.07	101.99	0.9%	-	-	1	9 956
25 PHARUS INTERNATIONAL EQUITY QUANT CLASS Q	PHSIEQ	LU1136402192	98.42	101.04	2.7%	1	75 114	5	121 913
26 PHARUS SICAV ELECTRIC MOBILITY NICHES	PHSEMNM	LU1867072495	101.39	101.49	0.1%	1	50 664	9	3 426 120
27 PHARUS SICAV EUROPE TOTAL RETURN CLASS Q	PSEAFQ	LU1437803767	103.96	103.8	-0.2%	2	157 760	14	1 051 862
28 PHARUS SICAV NEXT REVOLUTION CLASS Q	PHSVQ	LU1136401970	98.84	100.87	2.1%	1	19 790	9	128 112
29 QUAEATIO - PIR SMALL CAP	QPIRSC	IT0005345373	-	-	-	-	-	-	-
30 VG SICAV EUROPEAN EQUITY FUND CLASSE L	VGEUEQ	LU1501201872	-	-	-	-	-	-	-
31 VG SICAV US EQUITY FUND CLASSE L	VGUSEQ	LU1501194218	-	-	-	-	-	-	-
32 VG SICAV WORLD EQUITY FUND CLASSE L	VGWOEQ	LU1501196932	-	-	-	-	-	-	-
33 WOODPECKER - BALANCED BRAVE CLASSE T	WPCBRA	LU1271869445	119.688	118.807	-0.7%	1	5 969	5	836 199
34 WOODPECKER - PURE EQUITY CLASSE T	WPCPEQ	LU1271869791	129.142	129.792	0.5%	-	-	1	6 263
35 ZENIT STOCK PICKING PIR CLASSE Q	ZMSSP1	LU1172560655	-	-	-	-	-	4	5 233

