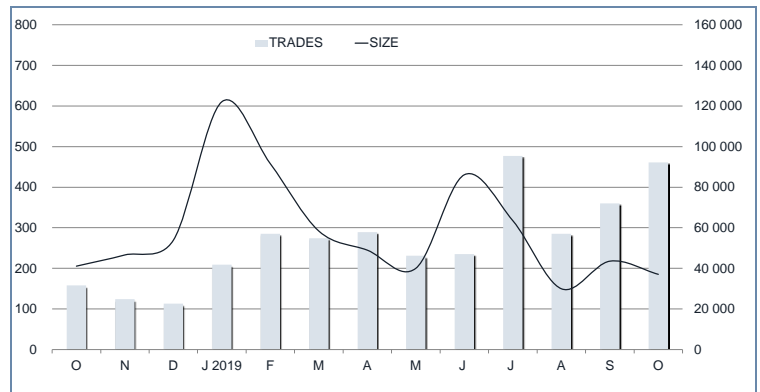
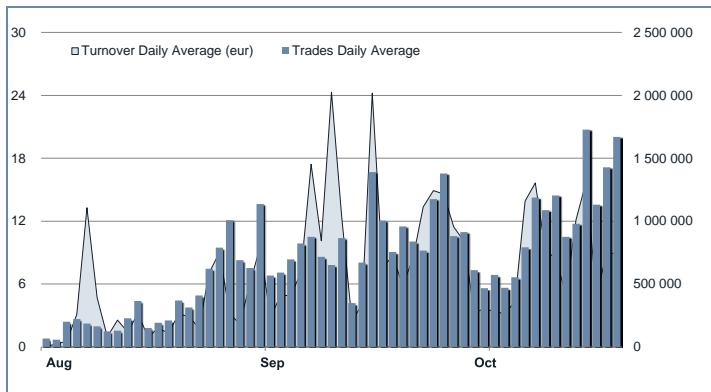




ATFund Statistics

October 2019

TRADING EVOLUTION



MAIN INDICATORS

LISTED FUNDS

	LISTED END OF MONTH	AUM in MT	
		eur m 30/09/2019	eur m 31/10/2019
CORPORATE AND GOV. BOND	26	60.67	59.05
DEVELOPED MARKETS	34	41.13	41.30
EMERGING	1	0.08	0.08
STYLE	1	0.86	0.69
OTHERS	52	298.58	303.97
TOTAL	114	401.32	405.09

TRADING

	SEPTEMBER 2019	OCTOBER 2019	JAN - OCT 2019
	Turnover eur m	Turnover eur m	Turnover eur m
CORPORATE AND GOV. BOND	3.0	2.8	36.09
DEVELOPED MARKETS	0.6	1.1	24.46
EMERGING	0.0	0.0	0.10
STYLE	-	0.2	1.2
OTHERS	12.1	13.0	120.95
TOTAL	15.67	17.08	182.78

MOST TRADED IN THE MONTH BY TURNOVER

Name	Trading Code	ISIN	TURNOVER	
			eur m	% TOT
1 NEW MILLEN MULTI ASSET OPPORTUN CLASSE L	NMMAO	LU1363165751	4.05	23.7%
2 OPEN CAPITAL TOTAL RETURN CLASSE L	OCPTR	IT0005279515	4.00	23.4%
3 PHARUS SICAV - TARGET EQUITY DIVIDEND	PHSTED	LU1868872802	1.86	10.9%
4 COMPAM FUND FLEXIBLE BOND CLASSE Q	COMFB0	LU1472302576	1.17	6.9%
5 COMPAM FUND GLOBAL FLEXIBLE BLEND	COMGFB	LU1769738383	0.79	4.6%
6 OPEN CAPITAL PROFESSIONAL ITALY	OCPPPI	IT0005279754	0.75	4.4%
7 NEXTAM VER CAPITAL EUR CORPORATE SELECT	NPVERC	LU1814064371	0.59	3.4%
8 ACOMEA FONDO ETF ATTIVO CLASSE Q2	ACAEAT	IT0005090938	0.49	2.9%
9 PHARUS SICAV EUROPE TOTAL RETURN CLASS Q	PSEAFQ	LU1437803767	0.46	2.7%
10 ACOMEA BREVE TERMINE CLASSE Q2	ACABRT	IT0005090970	0.37	2.2%

MOST TRADED IN THE YEAR BY TURNOVER

Name	Trading Code	ISIN	TURNOVER	
			eur m	% TOT
1 OPEN CAPITAL TOTAL RETURN CLASSE L	OCPTR	IT0005279515	46.13	25.2%
2 NEW MILLEN MULTI ASSET OPPORTUN CLASSE L	NMMAO	LU1363165751	30.34	16.6%
3 PHARUS ASIAN NICHES	PHSAN	LU1867072735	9.32	5.1%
4 OPEN CAPITAL PROFESSIONAL ITALY	OCPPPI	IT0005279754	8.62	4.7%
5 ALESSIA - VOLCOR BETA ZERO CLASS Q	AVBZ01	LU1238726811	8.46	4.6%
6 COMPAM FUND FLEXIBLE BOND CLASSE Q	COMFB0	LU1472302576	6.85	3.7%
7 ACOMEA LIQUIDITA' CLASSE Q2	ACALIQ	IT0005090854	6.09	3.3%
8 NEW MILLEN EVERG GL HI YLD BOND CLASSE L	NMEGH	LU1363165918	5.84	3.2%
9 ACOMEA BREVE TERMINE CLASSE Q2	ACABRT	IT0005090870	4.61	2.5%
10 ACOMEA PERFORMANCE CLASSE Q2	ACAPER	IT0005090912	3.93	2.1%

What is ATFund (@Fund)

ATFund is a multilateral trading facilities (MTF) for open-end funds. Clients can enter buy and sell orders between 8:00 a.m. and 10:55 a.m. Orders must indicate the quantity only. Between 10:55 and 11 a.m. only the Appointed Intermediary can insert orders to execute the imbalance between buy and sell quantities. Trades are concluded within one minute after 11 am. Contracts concluded at T are valued the following day (T+1) with the NAV (in Euro) as of day T provided by the issuers of listed funds by the cut-off time (5:00 pm). Trades, valued at NAV, are settled in Monte Titoli the third day following the conclusion of contracts (T+3).

News:

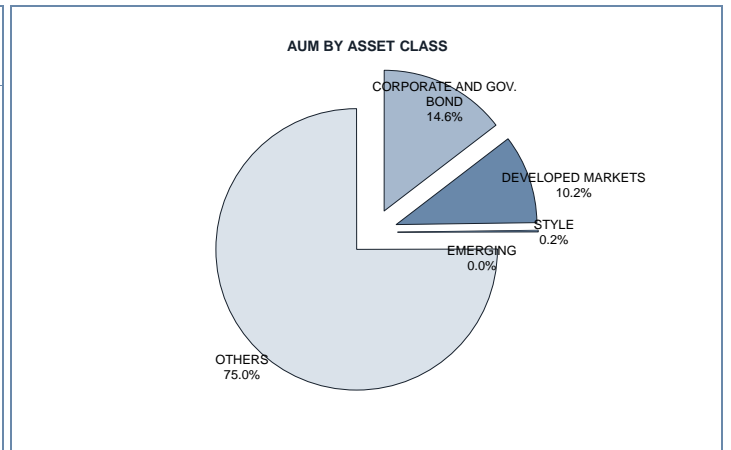
ATFund AUM reached the new record of €405.09m (+18.81 vs October 2018).

Note: ATFund figures are included in the ETFPlus until September 2018

	TURNOVER	SEPTEMBER 2019		OCTOBER 2019		YEAR 2019		Turnover eur m	% TOT
		Trades	Turnover eur m	Trades	Turnover eur m	Trades	% TOT		
0	20 000	254	0.43	354	0.43	2 147	69.1%	4.67	2.6%
20 000	50 000	41	1.29	36	1.12	329	10.6%	10.88	6.0%
50 000	100 000	25	1.69	27	1.81	219	7.1%	14.78	8.1%
100 000	500 000	35	6.66	38	7.66	339	10.9%	67.97	37.2%
500 000		5	5.59	6	6.06	72	2.3%	84.49	46.2%
	TOTAL	360	15.67	461	17.08	3 106		182.78	

FOCUS

FUNDS WITH HIGHEST TURNOVER				
MONTH	NAME	TRADING CODE	ISIN	EUR
OCTOBER	ACOMEA BREVE TERMINE CLASSE Q2	ACABRT	IT0005090870	999 458
NOVEMBER	PHARUS SICAV - EUROPE ABSOLUTE FUND Q	PSEAFQ	LU1437803767	1 699 222
DECEMBER	OPEN CAPITAL TOTAL RETURN CLASSE L	OCPTR	IT0005279515	1 475 277
JANUARY 2019	OPEN CAPITAL TOTAL RETURN CLASSE L	OCPTR	IT0005279515	11 139 311
FEBRUARY	OPEN CAPITAL TOTAL RETURN CLASSE L	OCPTR	IT0005279515	9 560 322
MARCH	OPEN CAPITAL TOTAL RETURN CLASSE L	OCPTR	IT0005279515	3 895 344
APRIL	OPEN CAPITAL TOTAL RETURN CLASSE L	OCPTR	IT0005279515	5 904 673
MAY	OPEN CAPITAL TOTAL RETURN CLASSE L	OCPTR	IT0005279515	1 618 212
JUNE	ALESSIA - VOLCOR BETA ZERO CLASS Q	AVBZ01	LU1238726811	7 504 625
JULY	NEW MILLEN MULTI ASSET OPPORTUN CLASSE L	NMMAO	LU1363165751	6 839 607
AUGUST	NEW MILLEN MULTI ASSET OPPORTUN CLASSE L	NMMAO	LU1363165751	1 825 213
SEPTEMBER	OPEN CAPITAL TOTAL RETURN CLASSE L	OCPTR	IT0005279515	5 679 115
OCTOBER	NEW MILLEN MULTI ASSET OPPORTUN CLASSE L	NMMAO	LU1363165751	4 050 294



MAIN INDICATORS - DEVELOPED MARKETS

Name	Trading Code	ISIN	Reference Price			OCTOBER 2019 trades	OCTOBER 2019 Turnover €	JAN - OCT 2019	
			30/09/2019	31/10/2019	Var %			trades	Turnover €
1 8A+ EIGER - CLASSE Q	8AECQ	IT0005114530	113.64	113.62	0.0%	-	-	11	1 074 453
2 8A+ GRAN PARADISO - CLASSE Q	8AGCQ	IT0005137770	90.92	89.75	-1.3%	-	-	-	-
3 ACOMEA AMERICA CLASSE Q2	ACAAME	IT0005091142	21.06	21.13	0.3%	15	17 963	79	75 434
4 ACOMEA ASIA PACIFICO CLASSE Q2	ACAAPA	IT0005091183	6.31	6.48	2.6%	17	27 595	138	3 252 489
5 ACOMEA EUROPA CLASSE Q2	ACAEUP	IT0005091167	16.99	17.22	1.4%	27	28 247	101	140 577
6 ACOMEA GLOBALE CLASSE Q2	ACAGLO	IT0005091100	14.86	15.01	1.0%	19	72 266	97	258 631
7 ACOMEA ITALIA CLASSE Q2	ACAITA	IT0005091233	22.85	23.46	2.7%	35	2 891	164	32 709
8 ALBEMARLE TARGET EUROPE - CLASS X	ATLTEU	IE008YZZQ212	112.26	115.27	2.7%	-	-	1	2 236
9 ALBEMARLE TARGET ITALY - CLASS X	ATLITI	IE008YZZPY67	108.24	111.48	3.0%	1	2 117	7	157 664
10 ALBEMARLE TARGET ITALY HEDGED - CLASS X	ATLTHI	IE008DHF6114	86.29	86.60	0.4%	-	-	12	404 664
11 ALESSIA - VOLCOR BETA ZERO CLASS Q	AVBZ01	LU1238726811	116.57	116.14	-0.4%	3	62 376	42	8 462 738
12 APSLEY FUND ICAV - OPTIMA STAR FUND	OPTMSF	IE008DZ9X585	96.16	97.47	1.4%	2	192 576	10	663 992
13 ATOMO MADE IN ITALY FUND - CLASSE L	ATMMIF	LU1391064828	136.12	135.26	-0.6%	1	49 107	5	148 248
14 COMPAM ACTIVE EQUITY SELECTION CLASSE Q	COMAES	LU1275426606	122.27	123.92	1.4%	4	497	6	245 244
15 COMPAM ACTIVE GLOBAL LONG SHORT	COMAEE	LU1275425897	92.81	91.55	-1.4%	-	-	1	190 408
16 COMPAM FUND - SB EQUITY CLASSE Q	COMSBE	LU1275426275	120.46	121.36	0.7%	-	-	-	-
17 COMPAM FUND ACTIVE GLOBAL EQUITY	COMGEQ	LU1783934646	-	-	-	-	-	-	-
18 DIAMAN SICAV MATHEMATICS EUR CLASS P	DIAMAM	LU0277563010	843.76	835.39	-1.0%	-	-	6	35 620
19 FINLABO DYNAMIC EQUITY - CLASSE L	FINLDE	LU1397788552	93.92	93.88	0.0%	1	2 262	20	143 710
20 NEW MILLENNIUM EURO EQUITIES CLASSE L	NMEE	LU1148873406	64.42	64.91	0.8%	-	-	1	210 749
21 NEW MILLENNIUM GLOBAL EQUITIES EUR HED L	NMGE	LU1148873588	96.37	97.52	1.2%	-	-	-	-
22 PHARUS GLOBAL VALUE EQUITY CLASS Q	PSGVQ	LU1371515534	119.68	119.21	-0.4%	-	-	7	394 638
23 PHARUS GLOBAL VALUE EQUITY CLASS QH	PSGVQH	LU1371515880	115.72	115.98	0.2%	3	178 092	23	1 578 414
24 PHARUS GLOBAL VALUE EQUITY CLASS QHD	PSGVQHD	LU1574104151	99.20	99.42	0.2%	-	-	1	9 956
25 PHARUS INTERNATIONAL EQUITY QUANT CLASS Q	PHSIEQ	LU1136402192	101.84	101.31	-0.5%	-	-	6	139 217
26 PHARUS SICAV ELECTRIC MOBILITY NICHES	PHSEMN	LU1867072495	101.31	104.19	2.8%	1	5 088	13	3 730 919
27 PHARUS SICAV EUROPE TOTAL RETURN CLASS Q	PSEAFQ	LU1437803767	107.12	108.05	0.9%	6	458 502	27	2 065 889
28 PHARUS SICAV NEXT REVOLUTION CLASS Q	PHSVQ	LU1136401970	97.97	99.10	1.2%	-	-	9	128 112
29 QUAESTIO - PIR SMALL CAP	QPIRSC	IT0005345373	-	-	-	-	-	-	-
30 VG SICAV EUROPEAN EQUITY FUND CLASSE L	VGUEUQ	LU1501201872	-	-	-	-	-	-	-
31 VG SICAV US EQUITY FUND CLASSE L	VGUSEQ	LU1501194218	-	-	-	-	-	-	-
32 VG SICAV WORLD EQUITY FUND CLASSE L	VGWOEQ	LU1501196932	-	-	-	-	-	-	-
33 WOODPECKER - BALANCED BRAVE CLASSE T	WPCBRA	LU1271869445	118.22	118.36	0.1%	-	-	8	903 736
34 WOODPECKER - PURE EQUITY CLASSE T	WPCPEQ	LU1271869791	129.49	130.20	0.5%	-	-	1	6 263
35 ZENIT STOCK PICKING PIR CLASSE Q	ZMSSP1	LU1172560655	-	-	-	-	-	4	5 233

MAIN INDICATORS - CORPORATE AND GOV. BOND

Name	Trading Code	ISIN	30/09/2019	Reference Price 31/10/2019	Var %	OCTOBER 2019 Turnover €	Trades	JAN - OCT 2019 Turnover €	Trades
1 ACOMEA BREVE TERMINE CLASSE Q2	ACABRT	IT0005090870	16.56	16.618	0.4%	39	374 913	240	4 611 925
2 ACOMEA EUROBLAZIONARIO CLASSE Q2	ACAEUO	IT0005090896	19.922	20.079	0.8%	42	37 641	174	1 172 526
3 ACOMEA LIQUIDITA' CLASSE Q2	ACALIQ	IT0005090854	9.068	9.08	0.1%	3	101 315	28	6 088 857
4 ACOMEA PERFORMANCE CLASSE Q2	ACAPER	IT0005090912	24.461	24.605	0.6%	14	372 734	66	3 927 200
5 AISM LOW VOLATILITY FUND - E PLUS	AISMLV	LU1290406884	93.54	92.53	-1.1%	1	56 118	4	129 105
6 BASE INV BONDS VALUE CLASS EUR L	BOINVAL	LU12942466299	103.94	106.82	4.8%	7	56 119	22	416 721
7 COMPAM FUND - SB BOND CLASSE Q	COMSSB	LU1275426432	107.026	106.724	-0.3%	-	-	1	10 062
8 COMPAM FUND FLEXIBLE BOND CLASSE Q	COMFBO	LU1472302576	101.833	102.35	0.5%	9	1 173 284	50	6 846 464
9 DIAMAN SICAV DYNAMIC INCOME CLASS P	DIABDB	LU0277562558	-	-	-	-	-	2	58 559
10 DIAMAN SICAV TARGET STRATEGY CLASS P	DIAMTS	LU1172430875	-	-	-	-	-	1	28 024
11 INVESTIMENTI SOSTENIBILI LIFEgate	LGINVTS	IT0005215709	102.662	102.437	-0.2%	-	-	2	6 930
12 NEW MILLEN EVERG Q HI YLD BOND CLASSE L	NMIEQL	LU1363165918	99.8	98.41	-1.4%	-	-	7	5 840 906
13 NEW MILLENNIUM AUGUST HIGH QUALIT BOND L	NMHOBO	LU1148873745	156.48	157.27	0.5%	-	-	-	-
14 NEW MILLENNIUM AUGUSTUM CORPORATE BOND L	NMCOB	LU1148874396	233.5	235.92	1.0%	-	-	2	91 629
15 NEW MILLENNIUM EURO BONDS SHORT TERM L	NMEBST	LU1148873661	138.71	138.4	-0.2%	-	-	1	10 373
16 NEW MILLENNIUM EX EUR HIGH QUALIT BOND L	NMEXHQ	LU1148873828	113.61	113.28	-0.3%	-	-	-	-
17 NEW MILLENNIUM INFLAT LINK BOND EUROP L	NMILB	LU1148874040	110.31	110.01	-0.3%	-	-	1	24 163
18 NEW MILLENNIUM ITALIAN DIVERSIF BOND L	NMIDB	LU1148874479	135.78	136.77	0.7%	1	15 726	4	40 091
19 NEW MILLENNIUM LARGE EUROPE CORPORATE L	NMLCEC	LU1148874123	146.63	146.47	-0.1%	1	29 262	3	237 019
20 NEXTAM VER CAPITAL EUR CORPORATE SELECT	NPVERC	LU1814064371	5.135	5.108	-0.5%	7	587 375	36	3 677 971
21 PHARUS BOND OPPORTUNITIES CLASS Q	PHSBOQ	LU1136401111	100.57	100.81	0.2%	-	-	18	602 641
22 PHARUS LIQUIDITY CLASS Q	PHSLQ	LU1136401384	102.5	102.44	-0.1%	1	10 244	11	71 621
23 PHARUS MARZOTTO ACTIVE BOND Q	PHSMAB	LU1371515021	102.85	102.52	-0.3%	-	-	-	-
24 PHARUS TARGET CLASS Q	PHSTGO	LU1136402432	78.11	78.47	0.5%	1	2 038	27	946 587
25 PLURIMA GLOBAL STAR RETURN FUND A LISTED	POGSRF	IE00BZ2ZK401	-	-	-	-	-	2	1 296
26 TCW EMER MKT LOCAL CURR INC HEDGE ATFHE	TOWLC2	LU126671549	-	-	-	-	-	1	107
27 TCW EMER MKT LOCAL CURRENCY INCOME ATFHE	TOWLC1	LU126671465	-	-	-	-	-	10	22 853
28 TCW EMERGING MKT INCOME ATFHE	TOWEM1	LU126671200	-	-	-	-	-	3	95 867
29 TCW EMERGING MKT INCOME HEDGE ATFHE	TOWEM2	LU126671382	-	-	-	-	-	2	193 402
30 TCW METWEST TOTAL RET BOND ATFHE	TOWWWW1	LU126671622	-	-	-	-	-	3	932 055
31 TCW METWEST TOTAL RET BOND HEDGE ATFHE	TOWWWW2	LU126671896	-	-	-	-	-	1	258
32 TCW METWEST UNCONSTR BOND HEDGE ATFHE	TOWWML2	LU126672356	-	-	-	-	-	-	-
33 TCW METWEST UNCONSTRAINED BOND ATFHE	TOWWU1	LU126672273	-	-	-	-	-	-	-
34 VG SICAV GLOBAL BOND CLASSE L	VGLLBD	LU1501204389	-	-	-	-	-	-	-

MAIN INDICATORS - EMERGING, STYLE AND OTHERS

Name	Trading Code	ISIN	30/09/2019	Reference Price 31/10/2019	Var %	OCTOBER 2019 Turnover €	Trades	JAN - OCT 2019 Turnover €	Trades
1 8A+ LATEMAR - CLASSE Q	BALCQ	IT0005114522	105.883	106.166	0.3%	-	-	1	1 055
2 ACOMEA FONDO ETF ATTIVO CLASSE Q2	ACAEAT	IT0005090938	5.195	5.198	0.1%	29	493 567	127	1 256 001
3 ACOMEA PAESI EMERGENTI CLASSE Q2	ACAPEM	IT0005091126	8.454	8.557	1.2%	14	523	102	102 729
4 ACOMEA PATRIMONIO AGGRESSIVO CLASSE Q2	ACAAGG	IT0005091084	4.575	4.602	0.6%	16	249 746	111	1 792 345
5 ACOMEA PATRIMONIO DINAMICO CLASSE Q2	ACADIN	IT0005091068	6.053	6.085	0.5%	17	255 055	100	799 730
6 ACOMEA PATRIMONIO ESENTE CLASSE Q2	ACAESE	IT0005252801	5.379	5.393	0.3%	-	-	9	56 648
7 ACOMEA PATRIMONIO PRUDENTE CLASSE Q2	ACAPRU	IT0005091018	6.846	6.897	0.7%	24	982	136	865 536
8 ALESSIA - ABSOLUTE RETURN MACRO CLASS Q	AARM01	LU123872854	103.52	104.09	0.6%	-	-	-	-
9 AMAGIS DYNAMIC ALLOC TOT RET FUND L1 EUR	ADA113	MT700015665	102.21	101.52	-0.7%	1	15 439	14	254 118
10 AQA COLOMBO EXTRA RETURN FUND CLASS D	CXR	MT700024006	100.8101	101.7643	0.9%	-	-	20	2 549 008
11 ATOMO CARPINUS - CLASSE L	ATMCAR	LU1391065718	-	-	-	-	-	-	-
12 ATOMO GLOBAL RETURN - CLASSE L	ATMGLR	LU1391065395	94.8	95.97	1.2%	1	1 925	24	682 937
13 ATOMO MULTI STRATEGY - CLASSE L	ATMMST	LU1391065478	116.7	116.66	-1.7%	-	-	-	-
14 ATOMO PLAB FLEX ABSOLUTE FUND - CLASSE L	ATMPLF	LU1391065551	100.61	102.17	1.6%	-	-	1	10 186
15 BASE INV BONDS MULTICURRENCY CLASS EUR L	BONMUL	LU1242466446	96.88	96.12	-0.8%	-	-	2	108 147
16 BASE INV FLEX LOW RISK EXPOS CLASS EUR L	FLEXLO	LU1242466875	99.09	102.18	3.1%	3	1 020	12	91 345
17 COMPAM ACTIVE MARKET NEUTRAL CLASSE Q	COMAMM	LU1275426788	86.351	85.452	-1.0%	4	200 518	54	1 177 603
18 COMPAM CONSERVATIVE PORTFOLIO CLASSE Q	COMPCO	LU1275425970	-	-	-	-	-	3	12 172
19 COMPAM FUND - SB FLEXIBLE CLASSE Q	COMSBF	LU1275426358	100.884	101.096	0.1%	-	-	-	-
20 COMPAM FUND DOUBLE ACTION FOCUS	COMDAF	LU1920289813	101.319	100.815	-0.5%	-	-	8	2 863 254
21 COMPAM FUND GLOBAL FLEXIBLE BLEND	COMGFB	LU1769738383	93.397	93.328	-0.1%	7	792 007	22	2 177 785
22 COMPAM FUND SB CONVEX CLASSE Q	COMSBC	LU1468873846	111.068	113.51	2.2%	-	-	1	20 884
23 COMPAM GLOBAL DIVERSIFIED CLASSE Q	COMGDO	LU1275426515	95.189	96.949	1.8%	-	-	-	-
24 FCS FLEX ABLE GROWTH FUND CLASS B	FLEXAB	LU1720051959	-	-	-	-	-	1	191
25 FCS FLEX ABLE GROWTH PLUS FUND CLASS B	FLEXAP	LU1720052098	-	-	-	-	-	1	251
26 FCS NAVIGATOR FUND	NAVIGT	IE00BYXWV859	-	-	-	-	-	5	219 562
27 FCS NAVIGATOR PLUS FUND	NAVPL	IE00BYXWV87	-	-	-	-	-	-	-
28 HPS BASIC FUND CLASSE Q EUR	HPSBAS	LU1176781729	13.05	12.56	-3.8%	1	317	11	160 674
29 INTERMONTE FLEXIBLE EUROPE	INTFEE	LU1688213104	10	10.21	2.1%	2	35 600	2	35 600
30 LUXBRIDGE SICAV - JCI FX MACRO	JCFXMA	LU1882532614	99.29	99.38	0.1%	-	-	6	48 210
31 METHOD ATTRAC GLOB OPPORTUN LIST ACC EUR	MAGO	LU1322032373	646.813	638.451	-1.3%	-	-	2	20 000
32 METHOD TARGET SELECTION LISTING ACC EUR	METS	LU1322033421	-	-	-	-	-	-	-
33 MULTI STAR SICAV - AL-FA DYNAMIC	MSOCCO	LU1838949516	97.03	97.56	0.5%	-	-	-	-
34 MULTI STAR SICAV - HEARTH ETHICAL FUND	MSHEEQ	LU1838949607	99.16	99.92	0.8%	-	-	-	-
35 NEW MILLEN MULTI ASSET OPPORTUN CLASSE L	NMMAO	LU1363165751	101.47	101.79	0.3%	10	4 050 294	160	30 339 170
36 NEW MILLENNIUM AUGUSTUM MARKET TIMING L	NMMT	LU1148874636	115.71	116.38	0.6%	-	-	-	-
37 NEW MILLENNIUM BALANC WORLD CONSERVAT L	NMBWC	LU1148874552	155.78	155.45	-0.2%	2	58 932	15	1 781 901
38 NEW MILLENNIUM PIR BILANCIATO SIST ITA L	NMIPRS	LU1622468800	100.06	100.14	0.1%	-	-	-	-
39 NEW MILLENNIUM VOLACTIVE CLASSE L	NMVOL	LU1148874800	102.21	101.69	-0.5%	-	-	1	9 910
40 NEXTAM SHIELD OPPORTUNITIES	NPSHIE	LU1814063993	-	-	-	-	-	-	-
41 OPEN CAPITAL PROFESSIONAL ITALY	OCPPFI	IT0005279754	100.737	101.797	1.1%	5	746 736	72	8 620 789
42 OPEN CAPITAL TOTAL RETURN CLASSE L	OCPTFR	IT0005279515	107.261	108.919	1.5%	41	4 003 216	347	46 127 552
43 PENSPAN GENERATION DYNAMIC PIR	PPGDYP	IT0005347885	-	-	-	-	-	-	-
44 PHARUS ABSOLUTE RETURN CLASS Q	PHSARO	LU1136401467	102.26	102.06	-0.2%	2	6 415	23	702 244
45 PHARUS ALGO FLEX CLASS Q	PHSAFO	LU1136402788	95.11	95.44	0.3%	7	322 889	57	2 980 937
46 PHARUS ASIAN NICHE	PHASAN	LU1867072735	99.41	100.54	1.1%	2	8 493	39	9 322 283
47 PHARUS BEST GL MANAG FLEX EQUITY CLASS Q	PHSBEQ	LU1136402358	-	-	-	-	-	3	106 128
48 PHARUS GLOB DYNAM OPPORTUNITIES CLASS Q	PHSGOO	LU1136402945	83.26	82.82	-0.5%	1	1 070	3	1 241
49 PHARUS MARZOTTO ACTIVE DIVERSIFIED Q	PHSMAD	LU1371515294	96.95	95.97	-1.0%	-	-	-	-
50 PHARUS SICAV - TARGET EQUITY DIVIDEND	PHSTED	LU1868872802	104.07	103.56	-0.5%	7	1 857 688	20	3 228 965
51 PHARUS SOUTHERN EUROPE CLASS Q	PHSSEE	LU1578646025	-	-	-	-	-	-	-
52 PHARUS TREND PLAYER CLASS Q	PHSTPO	LU1253867847	124.3	125.92	1.3%	-	-	2	22 688
53 PLURIMA STRATEGY PORTFOLIO A LISTED	PPSPFO	IE00BVDPKX98	-	-	-	-	-	-	-
54 SELECTRA J. LAMARCK BIOTECH CLASS D	SELJLB	LU1246176264	117.14	120.16	2.6%	2	12 207	28	184 781
55 SELECTRA J. LAMARCK PHARMA CLASS D	SELJLP	LU1246176850	85.59	88.24	3.1%	-	-	1	9 360
56 SUMUS STRATEGIC FUND CLASSE Q EUR	HPSDYN	LU1176783774	10.92	11	0.7%	2	47 256	24	1 469 165
57 TIMEO BEST GLOBAL MANAGERS FLEX EQUITY	TNSBEO	LU1850436491	100.08	99.9	-0.2%	-	-	1	152 814
58 TIMEO EUROPEAN ABSOLUTE RETURN FUND CL A	TNEARA	LU1506884254	-	-	-	-	-	3	59 616
59 UCAPITAL MULTI ALPHA PLUS FUND A LISTED	PVALPF	IE00BV9H9S99	8.208	8.208	0.0%	-	-	-	-
60 VARENNE VALEUR QUOTA IT	VVAITA	FR0013216991	105.62	104.88	-0.7%	-	-	-	-
61 WOODPECKER - FLEXIBLE ROCK CLASSE T	WPCROC	LU1271869874	102.568	102.507	-0.1%	-	-	7	1 785 840
62 ZENIT GLOBAL OPPORTUNITIES CLASS Q	ZMSGO1	LU1258032296	-	-	-	-	-	3	13 546
63 ZENIT STABILITY CLASS Q	ZMSS11	LU1172560226	-	-	-	-	-	1	4 915

Markets Analysis
Piazza degli Affari, 6 - 20123 Milano
T +39 02 724261 | Fax +39 02 8646.4323
e-mail: markets_analysis@borsaitaliana.it
www.borsaitaliana.it

 **London**
Stock Exchange Group

This document contains text, data, graphics, photographs, illustrations, artwork, names, logos, trade marks, service marks and information ("Information") connected with Borsa Italiana S.p.A. ("Borsa Italiana").

All reasonable efforts have been made to ensure that the Information in this document was correct at the time of publication. However, Borsa Italiana Spa accepts no liability for decisions taken, or systems-related or other work carried out by any party based on this document. The publication of this document does not represent solicitation, by Borsa Italiana, of public saving and is not to be considered as a recommendation by Borsa Italiana as to the suitability of the investment, if any, herein described.

© October 2019 Borsa Italiana S.p.A. All rights reserved.