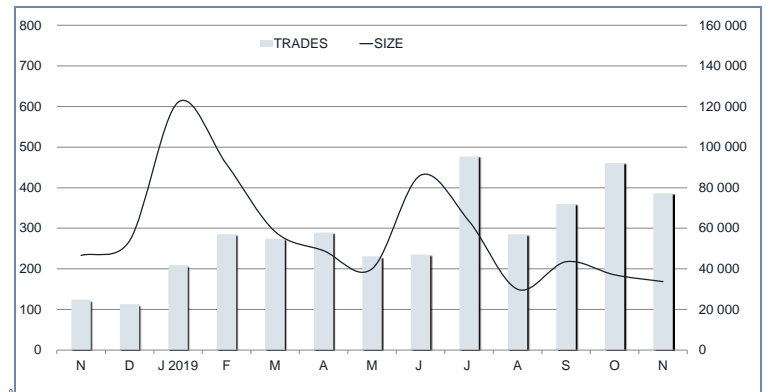
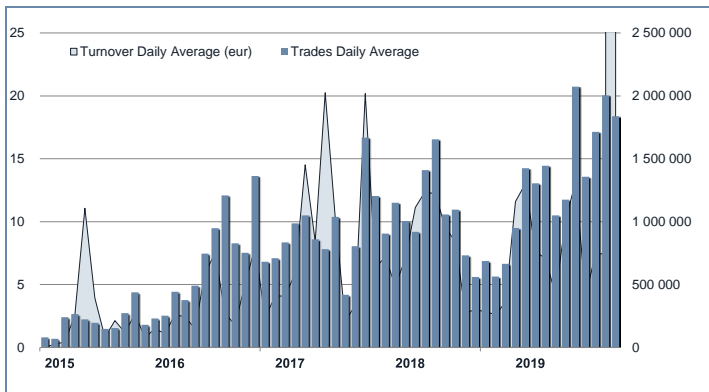


ATFund Statistics
Novembre 2019
TRADING EVOLUTION

MAIN INDICATORS
LISTED FUNDS

LISTED END OF MONTH	AUM in MT	
	eur m 31/10/2019	eur m 29/11/2019
CORPORATE AND GOV. BOND	26	59.05
DEVELOPED MARKETS	34	41.30
EMERGING	2	0.08
STYLE	1	0.69
OTHERS	53	303.97
TOTAL	116	405.09

TRADING

	OTTOBRE 2019	NOVEMBRE 2019	JAN - NOV 2019
	Turnover eur m	Turnover eur m	Turnover eur m
CORPORATE AND GOV. BOND	2.8	2.5	38.60
DEVELOPED MARKETS	1.1	1.5	26.00
EMERGING	0.0	0.1	0.22
STYLE	0.2	0.5	1.6
OTHERS	13.0	8.4	129.35
TOTAL	17.08	13.01	195.79

MOST TRADED IN THE MONTH BY TURNOVER

Name	Trading Code	ISIN	TURNOVER	
			eur m	% TOT
1 OPEN CAPITAL TOTAL RETURN CLASSE L	OCPTR	IT0005279515	4.98	38.3%
2 OPEN CAPITAL PROFESSIONAL ITALY	OCPP1	IT0005279754	1.61	12.4%
3 COMPAM FUND FLEXIBLE BOND CLASSE Q	COMFBO	LU1472302576	1.60	12.3%
4 PHARUS GLOBAL VALUE EQUITY CLASS QH	PSGVQH	LU1371515880	1.05	8.1%
5 NEXTAM VER CAPITAL EUR CORPORATE SELECT	NPVERC	LU1814064371	0.64	4.9%
6 PHARUS ALGO FLEX CLASS Q	PHSAFQ	LU1136402788	0.62	4.8%
7 COMPAM ACTIVE MARKET NEUTRAL CLASSE Q	COMAMN	LU1275426788	0.45	3.5%
8 NEW MILLEN MULTI ASSET OPPORTUN CLASSE L	NMMAO	LU1363165751	0.29	2.3%
9 PHARUS SICAV EUROPE TOTAL RETURN CLASS Q	PSEAFQ	LU1437803767	0.22	1.7%
10 COMPAM FUND GLOBAL FLEXIBLE BLEND	COMGFB	LU1769738383	0.22	1.7%

MOST TRADED IN THE YEAR BY TURNOVER

Name	Trading Code	ISIN	TURNOVER	
			eur m	% TOT
1 OPEN CAPITAL TOTAL RETURN CLASSE L	OCPTR	IT0005279515	51.11	26.1%
2 NEW MILLEN MULTI ASSET OPPORTUN CLASSE L	NMMAO	LU1363165751	30.63	15.6%
3 OPEN CAPITAL PROFESSIONAL ITALY	OCPP1	IT0005279754	10.23	5.2%
4 PHARUS ASIAN NICHES	PHSAN	LU1867072735	9.33	4.8%
5 ALESSIA - VOLCOR BETA ZERO CLASS Q	AVBZ01	LU1238726811	8.46	4.3%
6 COMPAM FUND FLEXIBLE BOND CLASSE Q	COMFBO	LU1472302576	8.45	4.3%
7 ACOMEA LIQUIDITA' CLASSE Q2	ACALIQ	IT0005090854	6.29	3.2%
8 NEW MILLEN EVERG GL HI YLD BOND CLASSE L	NMEGH	LU1363165918	5.84	3.0%
9 ACOMEA BREVE TERMINE CLASSE Q2	ACABRT	IT0005090870	4.65	2.4%
10 NEXTAM VER CAPITAL EUR CORPORATE SELECT	NPVERC	LU1814064371	4.32	2.2%

What is ATFund (@Fund)

ATFund is a multilateral trading facilities (MTF) for open-end funds. Clients can enter buy and sell orders between 8:00 a.m. and 10:55 a.m. Orders must indicate the quantity only. Between 10:55 and 11 a.m. only the Appointed Intermediary can insert orders to execute the imbalance between buy and sell quantities. Trades are concluded within one minute after 11 a.m. Contracts concluded at T are valued the following day (T+1) with the NAV (in Euro) as of day T provided by the issuers of listed funds by the cut-off time (5:00 pm). Trades, valued at NAV, are settled in Monte Titoli the third day following the conclusion of contracts (T+3).

News:

ATFund AUM reached the new record of €413.66m (+21.23 vs November 2018).

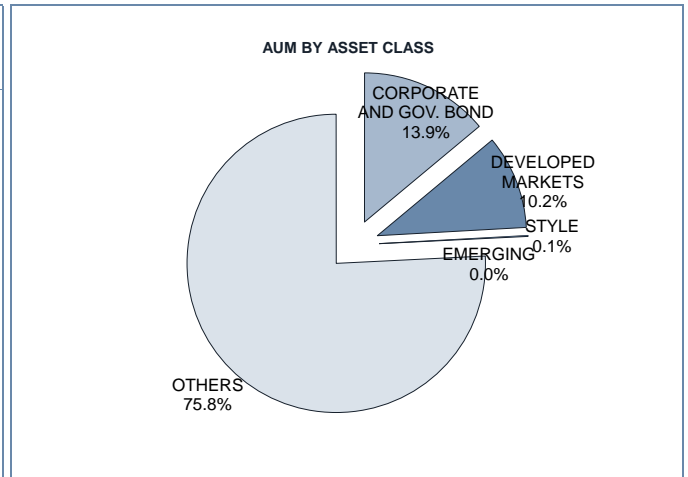
New instruments listed in November:
 COMPAM FUND ACTIVE BOND PLUS - LU2039855171
 TORO FUND A - IE00BKTPJF31

Note: ATFund figures are included in the ETFPlus until September 2018

TURNOVER		OTTOBRE 2019		NOVEMBRE 2019		YEAR 2019			
		Trades	Turnover eur m	Trades	Turnover eur m	Trades	% TOT	Turnover eur m	% TOT
0	20 000	354	0.43	296	0.44	2 443	70.0%	5.11	2.6%
20 000	50 000	36	1.12	33	1.03	362	10.4%	11.91	6.1%
50 000	100 000	27	1.81	19	1.34	238	6.8%	16.12	8.2%
100 000	500 000	38	7.66	33	6.26	372	10.7%	74.23	37.9%
500 000		6	6.06	5	3.94	77	2.2%	88.43	45.2%
TOTAL		461	17.08	386	13.01	3 492		195.79	

FOCUS

FUNDS WITH HIGHEST TURNOVER				
MONTH	NAME	TRADING CODE	ISIN	EUR
NOVEMBRE	PHARUS SICAV - EUROPE ABSOLUTE FUND Q	PSEAFQ	LU1437803767	1 699 222
DECEMBER	OPEN CAPITAL TOTAL RETURN CLASSE L	OCPTR	IT0005279515	1 475 277
JANUARY 2019	OPEN CAPITAL TOTAL RETURN CLASSE L	OCPTR	IT0005279515	11 139 311
FEBRUARY	OPEN CAPITAL TOTAL RETURN CLASSE L	OCPTR	IT0005279515	9 560 322
MARCH	OPEN CAPITAL TOTAL RETURN CLASSE L	OCPTR	IT0005279515	3 895 344
APRIL	OPEN CAPITAL TOTAL RETURN CLASSE L	OCPTR	IT0005279515	5 904 673
MAY	OPEN CAPITAL TOTAL RETURN CLASSE L	OCPTR	IT0005279515	1 618 212
JUNE	ALESSIA - VOLCOR BETA ZERO CLASS Q	AVBZ01	LU1238726811	7 504 255
JULY	NEW MILLEN MULTI ASSET OPPORTUN CLASSE L	NMMAO	LU1363165751	6 839 607
AUGUST	NEW MILLEN MULTI ASSET OPPORTUN CLASSE L	NMMAO	LU1363165751	1 825 213
SEPTEMBER	OPEN CAPITAL TOTAL RETURN CLASSE L	OCPTR	IT0005279515	5 679 115
OCTOBER	NEW MILLEN MULTI ASSET OPPORTUN CLASSE L	NMMAO	LU1363165751	4 050 294
NOVEMBRE	OPEN CAPITAL TOTAL RETURN CLASSE L	OCPTR	IT0005279515	4 979 184



MAIN INDICATORS - DEVELOPED MARKETS

Name	Trading Code	ISIN	Reference Price		Var %	NOVEMBRE 2019		JAN - NOV 2019	
			31/10/2019	29/11/2019		trades	Turnover €	trades	Turnover €
1 8A+ EIGER - CLASSE Q	8AECQ	IT0005114530	113.619	115.292	1.5%	1	66 893	12	1 141 347
2 8A+ GRAN PARADISO - CLASSE Q	8AGCQ	IT0005137770	89.754	88.93	-0.9%	-	-	-	-
3 ACOMEA AMERICA CLASSE Q2	ACAAME	IT0005091142	21.127	21.931	3.8%	13	545	92	75 979
4 ACOMEA ASIA PACIFICO CLASSE Q2	ACAAPA	IT0005091183	6.48	6.606	1.9%	17	4 047	155	3 256 537
5 ACOMEA EUROPA CLASSE Q2	ACAEUP	IT0005091167	17.224	17.674	2.6%	15	4 796	116	145 373
6 ACOMEA GLOBALE CLASSE Q2	ACAGLO	IT0005091100	15.011	15.363	2.3%	21	752	118	259 384
7 ACOMEA ITALIA CLASSE Q2	ACAITA	IT0005091233	23.455	24.794	5.7%	23	7 040	187	39 749
8 ALBEMARLE TARGET EUROPE - CLASS X	ATLTEU	IE00BYZZQ212	115.27	123.01	6.7%	-	-	1	2 236
9 ALBEMARLE TARGET ITALY - CLASS X	ATLTI	IE00BYZZPY67	111.482	118.7478	6.5%	7	11 304	14	168 969
10 ALBEMARLE TARGET ITALY HEDGED - CLASS X	ATLTIH	IE00BDHF6114	86.6002	89.9585	3.9%	1	1 301	13	405 964
11 ALESSIA - VOLCOR BETA ZERO CLASS Q	AVBZ01	LU1238726811	116.14	116.33	0.2%	-	-	42	8 462 738
12 APSLEY FUND ICAV - OPTIMA STAR FUND	OPTMSF	IE00BDZ9X585	97.466	98.693	1.3%	-	-	10	663 992
13 ATOMO MADE IN ITALY FUND - CLASSE L	ATMMIF	LU1391064828	135.26	140.52	3.9%	-	-	5	148 248
14 COMPAM ACTIVE EQUITY SELECTION CLASSE Q	COMAES	LU1275426606	123.918	128.661	3.8%	2	641	8	245 885
15 COMPAM ACTIVE GLOBAL LONG SHORT	COMAEE	LU1275425897	91.553	91.474	-0.1%	-	-	1	190 408
16 COMPAM FUND - SB EQUITY CLASSE Q	COMSBE	LU1275426275	121.36	124.63	2.7%	1	18 281	1	18 281
17 COMPAM FUND ACTIVE GLOBAL EQUITY	COMGEQ	LU1783934646	-	-	-	-	-	-	-
18 DIAMAN SICAV MATHEMATICS EUR CLASS P	DIAMAM	LU0277563010	835.39	872.83	4.5%	2	10 281	8	45 900
19 FINLABO DYNAMIC EQUITY - CLASSE L	FINLDE	LU1397788552	93.88	95.37	1.6%	-	-	20	143 710
20 NEW MILLENNIUM EURO EQUITIES CLASSE L	NMEE	LU1148873406	64.91	66.57	2.6%	-	-	1	210 749
21 NEW MILLENNIUM GLOBAL EQUITIES EUR HED L	NMGE	LU1148873588	97.52	100.56	3.1%	-	-	-	-
22 PHARUS GLOBAL VALUE EQUITY CLASS Q	PSGVQ	LU1371515534	119.21	122.16	2.5%	-	-	7	394 638
23 PHARUS GLOBAL VALUE EQUITY CLASS QH	PSGVQH	LU1371515880	115.98	118.23	1.9%	3	1 048 955	26	2 627 368
24 PHARUS GLOBAL VALUE EQUITY CLASS QHD	PSGVQHD	LU1574104151	99.42	101.34	1.9%	-	-	1	9 956
25 PHARUS INTERNATIONAL EQUITY QUANT CLASS Q	PHSIEQ	LU136402192	101.31	104.41	3.1%	-	-	6	139 217
26 PHARUS SICAV ELECTRIC MOBILITY NICHES	PHSEMNI	LU1867072495	104.19	104.02	-0.2%	3	139 968	16	3 870 887
27 PHARUS SICAV EUROPE TOTAL RETURN CLASS Q	PSEAFQ	LU1437803767	108.05	109.99	1.8%	2	220 245	29	2 286 134
28 PHARUS SICAV NEXT REVOLUTION CLASS Q	PHSVQ	LU1136401970	99.1	101.62	2.5%	-	-	9	128 112
29 QAESTIO - PIR SMALL CAP	QPIRSC	IT0005345373	-	-	-	-	-	-	-
30 VG SICAV EUROPEAN EQUITY FUND CLASSE L	VGUEFQ	LU1501201872	-	-	-	-	-	-	-
31 VG SICAV US EQUITY FUND CLASSE L	VGUSEQ	LU1501194218	-	-	-	-	-	-	-
32 VG SICAV WORLD EQUITY FUND CLASSE L	VGWOFQ	LU1501196932	-	-	-	-	-	-	-
33 WOODPECKER - BALANCED BRAVE CLASSE T	WPCBRA	LU1271869445	118.355	119.339	0.8%	-	-	8	903 736
34 WOODPECKER - PURE EQUITY CLASSE T	WPCPEQ	LU1271869791	130.201	134.602	3.4%	-	-	1	6 263
35 ZENIT STOCK PICKING PIR CLASSE Q	ZMSSP1	LU1172560655	-	-	-	-	-	4	5 233

