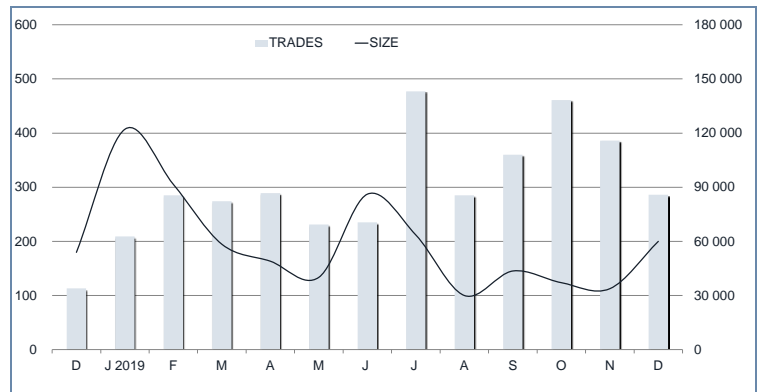
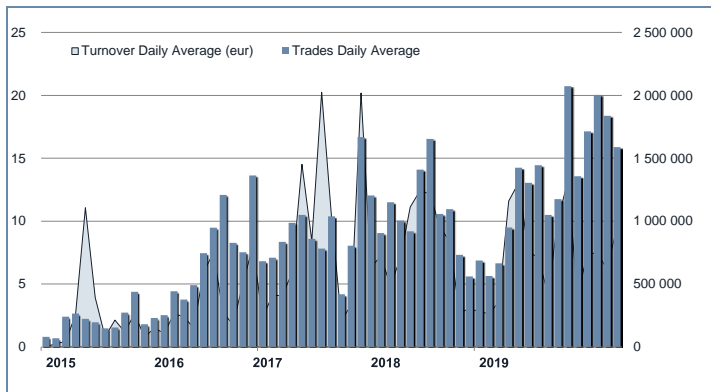




## ATFund Statistics

December 2019

### TRADING EVOLUTION



### MAIN INDICATORS

#### LISTED FUNDS

	LISTED END OF MONTH	AUM in MT	
		eur m 29/11/2019	eur m 30/12/2019
CORPORATE AND GOV. BOND	25	57.64	56.58
DEVELOPED MARKETS	34	42.11	42.02
EMERGING	2	0.07	0.07
STYLE	1	0.37	0.56
OTHERS	52	313.47	319.44
<b>TOTAL</b>	<b>114</b>	<b>413.66</b>	<b>418.67</b>

#### TRADING

	NOVEMBER 2019	DECEMBER 2019	JAN - DEC 2019
	Turnover eur m	Turnover eur m	Turnover eur m
CORPORATE AND GOV. BOND	2.5	7.0	45.63
DEVELOPED MARKETS	1.5	1.1	27.10
EMERGING	0.1	0.0	0.22
STYLE	0.5	0.3	1.9
OTHERS	8.4	8.7	138.05
<b>TOTAL</b>	<b>13.01</b>	<b>17.14</b>	<b>212.94</b>

#### MOST TRADED IN THE MONTH BY TURNOVER

Name	Trading Code	ISIN	TURNOVER	
			eur m	% TOT
1 COMPAM FUND FLEXIBLE BOND CLASSE Q	COMFBO	LU1472302576	5.63	32.9%
2 OPEN CAPITAL TOTAL RETURN CLASSE L	OCPTR	IT0005279515	4.89	28.5%
3 AQA COLOMBO EXTRA RETURN FUND CLASS D	CXR	MT7000024006	2.11	12.3%
4 PHARUS GLOBAL VALUE EQUITY CLASS QH	PSGVQH	LU1371515880	0.75	4.4%
5 NEXTAM VER CAPITAL EUR CORPORATE SELECT	NPVERC	LU1814064371	0.51	3.0%
6 PHARUS LIQUIDITY CLASS Q	PHSLQ	LU1136401384	0.40	2.3%
7 NEW MILLENNIUM BALANC WORLD CONSERVAT L	NMBWC	LU1148874552	0.35	2.0%
8 ACOMEA LIQUIDITA' CLASSE Q2	ACALIQ	IT0005090854	0.33	1.9%
9 NEW MILLEN MULTI ASSET OPPORTUN CLASSE L	NMMAO	LU1363165751	0.31	1.8%
10 COMPAM ACTIVE MARKET NEUTRAL CLASSE Q	COMAMN	LU1275426788	0.30	1.8%

#### MOST TRADED IN THE YEAR BY TURNOVER

Name	Trading Code	ISIN	TURNOVER	
			eur m	% TOT
1 OPEN CAPITAL TOTAL RETURN CLASSE L	OCPTR	IT0005279515	55.99	26.3%
2 NEW MILLEN MULTI ASSET OPPORTUN CLASSE L	NMMAO	LU1363165751	30.94	14.5%
3 COMPAM FUND FLEXIBLE BOND CLASSE Q	COMFBO	LU1472302576	14.08	6.6%
4 OPEN CAPITAL PROFESSIONAL ITALY	OCPPPI	IT0005279754	10.36	4.9%
5 PHARUS ASIAN NICHES	PHSAN	LU1867072735	9.33	4.4%
6 ALESSIA - VOLCOR BETA ZERO CLASS Q	AVBZ01	LU1238726811	8.56	4.0%
7 ACOMEA LIQUIDITA' CLASSE Q2	ACALIQ	IT0005090854	6.62	3.1%
8 NEW MILLEN EVERG GL HI YLD BOND CLASSE L	NMEGH	LU1363165918	5.84	2.7%
9 NEXTAM VER CAPITAL EUR CORPORATE SELECT	NPVERC	LU1814064371	4.83	2.3%
10 ACOMEA BREVE TERMINE CLASSE Q2	ACABRT	IT0005090870	4.79	2.3%

#### What is ATFund (@Fund)

ATFund is a multilateral trading facilities (MTF) for open-end funds. Clients can enter buy and sell orders between 8:00 a.m. and 10:55 a.m. Orders must indicate the quantity only. Between 10:55 and 11 a.m. only the Appointed Intermediary can insert orders to execute the imbalance between buy and sell quantities. Trades are concluded within one minute after 11 a.m. Contracts concluded at T are valued the following day (T+1) with the NAV (in Euro) as of day T provided by the issuers of listed funds by the cut-off time (5:00 p.m.). Trades, valued at NAV, are settled in Monte Titoli the third day following the conclusion of contracts (T+3).

#### News:

ATFund AUM reached the new record of € 418.67m (+25.36 vs December 2018).

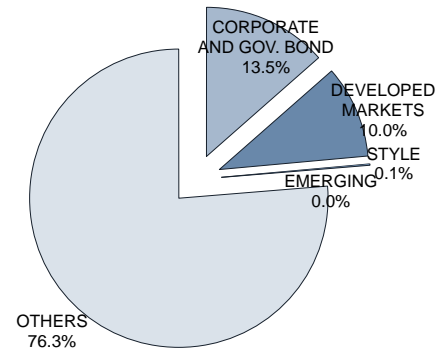
Note: ATFund figures are included in the ETFplus until September 2018

TURNOVER		NOVEMBER 2019		DECEMBER 2019		YEAR 2019			
		Trades	Turnover eur m	Trades	Turnover eur m	Trades	% TOT	Turnover eur m	% TOT
0	20 000	296	0.44	201	0.52	2 644	70.0%	5.63	2.6%
20 000	50 000	33	1.03	26	0.75	388	10.3%	12.67	5.9%
50 000	100 000	19	1.34	28	2.03	266	7.0%	18.15	8.5%
100 000	500 000	33	6.26	25	5.36	397	10.5%	79.59	37.4%
500 000		5	3.94	6	8.47	83	2.2%	96.90	45.5%
<b>TOTAL</b>		<b>386</b>	<b>13.01</b>	<b>286</b>	<b>17.14</b>	<b>3 778</b>		<b>212.94</b>	

## FOCUS

FUNDS WITH HIGHEST TURNOVER				
MONTH	NAME	TRADING CODE	ISIN	EUR
DECEMBER	OPEN CAPITAL TOTAL RETURN CLASSE L	OCPTR	IT0005279515	1 475 277
JANUARY 2019	OPEN CAPITAL TOTAL RETURN CLASSE L	OCPTR	IT0005279515	11 139 311
FEBRUARY	OPEN CAPITAL TOTAL RETURN CLASSE L	OCPTR	IT0005279515	9 560 322
MARCH	OPEN CAPITAL TOTAL RETURN CLASSE L	OCPTR	IT0005279515	3 895 344
APRIL	OPEN CAPITAL TOTAL RETURN CLASSE L	OCPTR	IT0005279515	5 904 673
MAY	OPEN CAPITAL TOTAL RETURN CLASSE L	OCPTR	IT0005279515	1 618 212
JUNE	ALESSIA - VOLCOR BETA ZERO CLASS Q	AVBZ01	LU1238726811	7 504 625
JULY	NEW MILLEN MULTI ASSET OPPORTUN CLASSE L	NMMAO	LU1363165751	6 839 607
AUGUST	NEW MILLEN MULTI ASSET OPPORTUN CLASSE L	NMMAO	LU1363165751	1 825 213
SEPTEMBER	OPEN CAPITAL TOTAL RETURN CLASSE L	OCPTR	IT0005279515	5 679 115
OCTOBER	NEW MILLEN MULTI ASSET OPPORTUN CLASSE L	NMMAO	LU1363165751	4 050 294
NOVEMBER	OPEN CAPITAL TOTAL RETURN CLASSE L	OCPTR	IT0005279515	4 979 184
DECEMBER	COMPAM FUND FLEXIBLE BOND CLASSE Q	COMFBO	LU1472302576	5 631 606

## AUM BY ASSET CLASS



## MAIN INDICATORS - DEVELOPED MARKETS

Name	Trading Code	ISIN	Reference Price			DECEMBER 2019		JAN - DEC 2019	
			29/11/2019	30/12/2019	Var %	trades	Turnover €	trades	Turnover €
1 8A+ EIGER - CLASSE Q	8AECQ	IT0005114530	115.292	115.978	0.6%	-	-	12	1 141 347
2 8A+ GRAN PARADISO - CLASSE Q	8AGCQ	IT0005137770	88.93	88.55	-0.4%	-	-	-	-
3 ACOMEA AMERICA CLASSE Q2	ACAAME	IT0005091142	21.931	22.54	2.8%	3	67	95	76 046
4 ACOMEA ASIA PACIFICO CLASSE Q2	ACAAPA	IT0005091183	6.606	6.717	1.7%	14	5 045	169	3 261 582
5 ACOMEA EUROPA CLASSE Q2	ACAEUP	IT0005091167	17.674	17.885	1.2%	6	357	122	145 730
6 ACOMEA GLOBALE CLASSE Q2	ACAGLO	IT0005091100	15.363	15.75	2.5%	11	645	129	260 029
7 ACOMEA ITALIA CLASSE Q2	ACAITA	IT0005091233	24.794	24.642	-0.6%	17	9 275	204	49 024
8 ALBEMARLE TARGET EUROPE - CLASS X	ATLTEU	IE00BYZZQ212	123.01	-	n.a.	-	-	1	2 236
9 ALBEMARLE TARGET ITALY - CLASS X	ATLTIIT	IE00BYZZPY67	118.7478	-	n.a.	-	-	14	168 969
10 ALBEMARLE TARGET ITALY HEDGED - CLASS X	ATLTIH	IE00BDHF6114	89.9585	-	n.a.	-	-	13	405 964
11 ALESSIA - VOLCOR BETA ZERO CLASS Q	AVBZ01	LU1238726811	116.33	115.9	-0.4%	7	95 127	49	8 557 865
12 APSLEY FUND ICAV - OPTIMA STAR FUND	OPTMSF	IE00BDZ9X585	98.693	97.446	-1.3%	-	-	10	663 992
13 ATOMO MADE IN ITALY FUND - CLASSE L	ATMMIF	LU1391064828	140.52	140.91	0.3%	-	-	5	148 248
14 COMPAM ACTIVE EQUITY SELECTION CLASSE Q	COMAES	LU1275426606	128.661	-	n.a.	-	-	8	245 885
15 COMPAM ACTIVE GLOBAL LONG SHORT	COMAEE	LU1275425897	91.474	-	n.a.	-	-	1	190 408
16 COMPAM FUND - SB EQUITY CLASSE Q	COMSBE	LU1275426275	124.63	-	n.a.	-	-	1	18 281
17 COMPAM FUND ACTIVE GLOBAL EQUITY	COMGEQ	LU1783934646	-	-	-	-	-	-	-
18 DIAMAM SICAV MATHEMATICS EUR CLASS P	DIAMAM	LU0277563010	872.83	-	n.a.	-	-	8	45 900
19 FINLABO DYNAMIC EQUITY - CLASSE L	FINLDE	LU1397788552	95.37	97.16	1.9%	-	-	20	143 710
20 NEW MILLENNIUM EURO EQUITIES CLASSE L	NMEE	LU1148873406	66.57	-	n.a.	-	-	1	210 749
21 NEW MILLENNIUM GLOBAL EQUITIES EUR HED L	NMGE	LU1148873588	100.56	-	n.a.	-	-	-	-
22 PHARUS GLOBAL VALUE EQUITY CLASS Q	PSGVQ	LU1371515534	122.16	123.01	0.7%	-	-	7	394 638
23 PHARUS GLOBAL VALUE EQUITY CLASS QH	PSGVQH	LU1371515880	118.23	119.54	1.1%	4	751 603	30	3 378 972
24 PHARUS GLOBAL VALUE EQUITY CLASS QHD	PSGVQHD	LU1574104151	101.34	102.44	1.1%	-	-	1	9 956
25 PHARUS INTERNATION EQUITY QUANT CLASS Q	PHSIEQ	LU1136402192	104.41	105.48	1.0%	-	-	6	139 217
26 PHARUS SICAV ELECTRIC MOBILITY NICHES	PHSEMNI	LU1867072495	104.02	106.3	2.2%	-	-	16	3 870 887
27 PHARUS SICAV EUROPE TOTAL RETURN CLASS Q	PSEAFQ	LU1437803767	109.99	110.37	0.3%	-	-	29	2 286 134
28 PHARUS SICAV NEXT REVOLUTION CLASS Q	PHSVQ	LU1136401970	101.62	102.85	1.2%	-	-	9	128 112
29 QUAESTIO - PIR SMALL CAP	QPIRSC	IT0005345373	-	-	-	-	-	-	-
30 VG SICAV EUROPEAN EQUITY FUND CLASSE L	VGEUEQ	LU1501201872	-	-	-	-	-	-	-
31 VG SICAV US EQUITY FUND CLASSE L	VGUSEQ	LU1501194218	-	-	-	-	-	-	-
32 VG SICAV WORLD EQUITY FUND CLASSE L	VGWOEQ	LU1501196932	-	-	-	-	-	-	-
33 WOODPECKER - BALANCED BRAVE CLASSE T	WPCBRA	LU1271869445	119.339	120.876	1.3%	4	165 837	12	1 069 574
34 WOODPECKER - PURE EQUITY CLASSE T	WPCPEQ	LU1271869791	134.602	137.367	2.1%	2	74 658	3	80 922
35 ZENIT STOCK PICKING PIR CLASSE Q	ZMSSP1	LU1172560855	-	-	-	-	-	4	5 233

## MAIN INDICATORS - CORPORATE AND GOV. BOND

Name	Trading Code	ISIN	29/11/2019	Reference Price 30/12/2019	Var %	DECEMBER 2019 Trades	Turnover €	JAN - DEC 2019 Trades	Turnover €
1 ACOMEA BREVE TERMINE CLASSE Q2	ACABRT	IT0005090870	16.61	16.731	0.7%	21	145 342	295	4 791 741
2 ACOMEA EUROBLIGAZIONARIO CLASSE Q2	ACAEUO	IT0005090886	20.04	20.341	1.5%	18	12 635	218	1 186 690
3 ACOMEA LIQUIDITA' CLASSE Q2	ACALIQ	IT0005090854	9.088	9.086	0.0%	3	328 136	34	6 622 039
4 ACOMEA PERFORMANCE CLASSE Q2	ACAPER	IT0005090912	24.774	25.494	2.9%	-	-	70	3 937 149
5 AISM LOW VOLATILITY FUND - E PLUS	AISMLV	LU1280406684	92.12	91.91	-0.2%	-	-	4	129 105
6 BASE INV BONDS VALUE CLASS EUR L	BONVAL	LU1242466289	109.07	112.13	2.8%	2	220	26	417 160
7 COMPAM FUND - SB BOND CLASSE Q	COMSB8	LU1275426432	106.709	-	n.a.	-	-	2	19 588
8 COMPAM FUND FLEXIBLE BOND CLASSE Q	COMFBO	LU1472302576	102.724	-	n.a.	16	5 631 606	72	14 079 303
9 DIAMAN SICAV DYNAMIC INCOME CLASS P	DIADZB	LU0277562558	-	-	-	-	-	2	58 559
10 DIAMAN SICAV TARGET STRATEGY CLASS P	DIAMTS	LU1172430875	-	-	-	-	-	1	28 024
11 INVESTIMENTI SOSTENIBILI LIFEGATE	LGINVS	IT0005215709	102.973	103.153	0.2%	-	-	2	6 930
12 NEW MILLEN EVERG GL HI YLD BOND CLASSE L	NMIEGH	LU1363165918	99.18	-	n.a.	-	-	7	5 840 906
13 NEW MILLENNIUM AUGUST HIGH QUALIT BOND L	NMIBD	LU1148873745	157.68	-	n.a.	-	-	-	-
14 NEW MILLENNIUM AUGUSTUM CORPORATE BOND L	NMNCB	LU1148874396	237.87	-	n.a.	-	-	2	91 629
15 NEW MILLENNIUM EURO BONDS SHORT TERM L	NMEBST	LU1148873661	138.09	-	n.a.	-	-	1	10 373
16 NEW MILLENNIUM EX EUR HIGH QUALIT BOND L	NMEKHQ	LU1148873828	113.83	-	n.a.	-	-	-	-
17 NEW MILLENNIUM INFLAT LINK BOND EUROP L	NMILB	LU1148874040	109.68	-	n.a.	-	-	1	24 163
18 NEW MILLENNIUM ITALIAN DIVERSIF BOND L	NMIDB	LU1148874479	137.23	-	n.a.	-	-	4	49 091
19 NEW MILLENNIUM LARGE EUROPE CORPORATE L	NMILEC	LU1148874123	146.22	-	n.a.	-	-	3	237 019
20 NEXTAM VER CAPITAL EUR CORPORATE SELECT	NPVERC	LU1814064371	5.19	-	n.a.	5	509 909	48	4 829 518
21 PHARUS BOND OPPORTUNITIES CLASS Q	PHSBOQ	LU1136401111	101.17	101.49	0.3%	1	5 069	19	607 710
22 PHARUS LIQUIDITY CLASS Q	PHSLQ	LU1136401384	102.47	102.62	0.1%	3	398 538	14	470 159
23 PHARUS MARZOTTO ACTIVE BOND Q	PHSMAB	LU1371515021	101.74	102.16	0.4%	-	-	-	-
24 PHARUS TARGET CLASS Q	PHSTQ	LU1136402432	78.72	79.51	1.0%	1	5 236	28	951 822
25 PLURIMA GLOBAL STAR RETURN FUND A LISTED	POGSRF	IE00832ZR401	-	-	-	-	-	-	-
26 TCW EMER MKT LOCAL CURR INC HEDGE ATFHE	TCWLC2	LU1266771549	-	-	-	-	-	2	1 296
27 TCW EMER MKT LOCAL CURRENCY INCOME ATFE	TCWLC1	LU1266771465	-	-	-	-	-	1	107
28 TCW EMERGING MKT INCOME ATFE	TCWEM1	LU1266771200	-	-	-	-	-	10	22 853
29 TCW EMERGING MKT INCOME HEDGE ATFHE	TCWEM2	LU1266771382	-	-	-	-	-	3	95 867
30 TCW METWEST TOTAL RET BOND ATFE	TCWMM1	LU1266771622	-	-	-	-	-	-	-
31 TCW METWEST TOTAL RET BOND HEDGE ATFHE	TCWMM2	LU1266771895	-	-	-	-	-	2	184 402
32 TCW METWEST UNCONSTR BOND HEDGE ATFHE	TCWML2	LU1266772356	-	-	-	-	-	3	932 055
33 TCW METWEST UNCONSTRAINED BOND ATFE	TCWML1	LU1266772273	-	-	-	-	-	1	258
34 VG SICAV GLOBAL BOND CLASSE L	VGLBBD	LU1501204389	-	-	-	-	-	-	-

## MAIN INDICATORS - EMERGING, STYLE AND OTHERS

Name	Trading Code	ISIN	29/11/2019	Reference Price 30/12/2019	Var %	DECEMBER 2019 Trades	Turnover €	JAN - DEC 2019 Trades	Turnover €
1 8A+ LATEMAR - CLASSE Q	8ALQO	IT0005114522	107.417	107.475	0.1%	-	-	1	1 055
2 ACOMEA FONDO ET FONDICO CLASSE Q2	ACAEAT	IT0005090939	5.27	5.349	1.8%	14	74	158	1 255 512
3 ACOMEA PAESI EMERGENTI CLASSE Q2	ACAFEM	IT0005091126	8.635	9.066	5.0%	11	549	133	221 416
4 ACOMEA PATRIMONIO AGGRESSIVO CLASSE Q2	ACAAGG	IT0005091084	4.663	4.76	2.1%	14	211 451	140	2 003 866
5 ACOMEA PATRIMONIO DINAMICO CLASSE Q2	ACADIN	IT0005091068	6.134	6.239	1.7%	11	217 931	125	1 027 789
6 ACOMEA PATRIMONIO ESENTE CLASSE Q2	ACAESE	IT0005252801	5.448	5.531	1.5%	-	-	9	56 648
7 ACOMEA PATRIMONIO PRUDENTE CLASSE Q2	ACAPRU	IT0005091019	6.926	7.132	3.0%	13	91	175	1 045 777
8 ALESSIA - ABSOLUTE RETURN MACRO CLASSE Q	AARMAF	LU1237262654	103.13	102.75	-0.4%	-	-	3	195 002
9 AMAGIS DYNAMIC ALLOC TOT RET FUND L1 EUR	ADA113	MT7000015865	102.45	103.85	1.4%	-	-	15	259 219
10 AGA COLOMBO EXTRA RETURN FUND CLASS D	CXR	MT7000024006	103.4003	105.3253	1.9%	2	2 110 092	24	4 665 265
11 ATOMO CARPINUS - CLASSE L	ATMCAR	LU1391065718	-	-	-	-	-	-	-
12 ATOMO GLOBAL RETURN - CLASSE L	ATMGLR	LU1391065395	97.08	97.4	0.3%	7	141 918	36	872 356
13 ATOMO MULTI STRATEGY - CLASSE L	ATMMST	LU1391065478	119.63	118.63	-0.8%	-	-	-	-
14 ATOMO PLAB FLEX ABSOLUTE FUND - CLASSE L	ATMPFL	LU1391065551	103.14	104.33	1.2%	1	35 893	2	46 079
15 BASE INV BONDS MULTICURRENCY CLASS EUR L	BONMUL	LU1242466446	95.55	96.43	0.9%	-	-	-	-
16 BASE INV FLEX LOW RISK EXPOS CLASS EUR L	FLEXLO	LU1242466875	102.82	104.68	1.8%	1	22 304	16	164 824
17 COMPAM ACTIVE MARKET NEUTRAL CLASSE Q	COMAMN	LU1275426788	85.73	-	n.a.	6	301 208	67	1 929 565
18 COMPAM CONSERVATIVE PORTFOLIO CLASSE Q	COMCPO	LU1275425970	-	-	-	-	-	3	12 172
19 COMPAM FUND - SB FLEXIBLE CLASSE Q	COMSBF	LU1275426358	101.95	-	n.a.	-	-	-	-
20 COMPAM FUND ACTIVE BOND PLUS	COMABP	LU1203985171	-	-	-	-	-	-	-
21 COMPAM FUND DOUBLE ACTION FOCUS	COMDAF	LU1920289813	101.951	-	n.a.	-	-	8	2 863 254
22 COMPAM FUND GLOBAL FLEXIBLE BLEND	COMGFB	LU1769738383	93.272	-	n.a.	-	-	25	2 394 233
23 COMPAM FUND SB CONVEX CLASSE Q	COMSBC	LU1468873846	111.695	-	n.a.	-	-	2	24 871
24 COMPAM GLOBAL DIVERSIFIED CLASSE Q	COMGDO	LU1275426515	97.422	-	n.a.	-	-	-	-
25 FCS FLEX ABLE GROWTH FUND CLASS B	FLEXAB	LU1720051959	-	-	-	-	-	1	191
26 FCS FLEX ABLE GROWTH PLUS FUND CLASS B	FLEXAP	LU1720052098	97.91	-	n.a.	-	-	1	251
27 FCS NAVIGATOR FUND	NAVIGT	IE00832XV859	-	-	-	-	-	5	198 562
28 FCS NAVIGATOR PLUS FUND	NAVPL	IE00832XV857	-	-	-	-	-	-	-
29 HPS BASIC FUND CLASSE Q EUR	HPSBAS	LU1176781729	12.84	13.08	1.9%	-	-	13	205 268
30 INTERMONTE FLEXIBLE EUROPE	INTFE	LU1688213104	10.32	10.36	0.4%	-	-	2	35 600
31 LUXBRIDGE SICAV - JCI FX MACRO	JCFXMA	LU1882532614	99.03	100.12	1.1%	-	-	6	48 210
32 METHOD ATTRAC GLOB OPPORTUN LIST ACC EUR	MAGO	LU1322032373	637.208	628.4275	-1.4%	-	-	2	20 000
33 METHOD TARGET SELECTION LISTING ACC EUR	METS	LU1322033421	-	-	-	-	-	-	-
34 MULTI STAR SICAV - HEARTH ETHICAL FUND	MSHEEQ	LU1838949607	101.23	101.56	0.3%	1	10 189	1	10 189
35 MULTISTARS SICAV-ALFASUSTAINABLEMEGATREN	MSOCCO	LU1838949516	98.65	101.39	2.8%	1	10 179	1	10 179
36 NEW MILLEN MULTI ASSET OPPORTUN CLASSE L	NMMAO	LU1363165751	102.55	-	n.a.	4	309 712	171	30 943 613
37 NEW MILLENNIUM AUGUSTUM MARKET TIMING L	NMMT	LU1148874636	117.45	-	n.a.	-	-	-	-
38 NEW MILLENNIUM BALANC WORLD CONSERVAT L	NMBWC	LU1148874552	156.32	-	n.a.	2	345 927	17	2 127 828
39 NEW MILLENNIUM PIR BILANCIATO SIST ITA L	NMIPBS	LU1622468800	102.7	-	n.a.	-	-	-	-
40 NEW MILLENNIUM VOLACTIVE CLASSE L	NMVOL	LU1148874800	102.07	-	n.a.	-	-	1	9 910
41 NEXTAM SHIELD OPPORTUNITIES	NPSHIE	LU1814063993	-	-	-	-	-	-	-
42 OPEN CAPITAL PROFESSIONAL ITALY	OCPPI	IT0005279754	104.528	105.082	0.5%	5	124 001	88	10 356 233
43 OPEN CAPITAL TOTAL RETURN CLASSE L	OCPTR	IT0005279515	110.575	110.809	0.2%	38	4 887 042	422	55 993 779
44 PENSPAN GENERATION DYNAMIC PIR	PPGDYP	IT0005347885	-	-	-	-	-	-	-
45 PHARUS ABSOLUTE RETURN CLASS Q	PHSARO	LU1136401467	101.94	102.19	0.2%	1	5 424	24	707 668
46 PHARUS ALGO FLEX CLASS Q	PHSAFO	LU1136402788	97.39	97.71	0.3%	6	108 120	74	3 707 183
47 PHARUS ASIAN NICHES	PHSAN	LU1867072735	101.04	102.65	1.6%	-	-	42	9 332 635
48 PHARUS BEST GL MANAG FLEX EQUITY CLASS Q	PHSBEO	LU1136402358	-	-	-	-	-	3	106 128
49 PHARUS GLOB DYNAM OPPORTUNITIES CLASS Q	PHSGOO	LU1136402945	85.33	85.88	0.6%	-	-	3	1 241
50 PHARUS MARZOTTO ACTIVE DIVERSIFIED Q	PHSMAD	LU1371515294	95.25	94.73	-0.5%	-	-	-	-
51 PHARUS SICAV - BEST REGULATED COMPANIES	PHSTED	LU1868872802	101.55	104.02	2.4%	1	2 796	22	3 262 031
52 PHARUS SOUTHERN EUROPE CLASS Q	PHSSE	LU1578546025	-	-	-	-	-	-	-
53 PHARUS TREND PLAYER CLASS Q	PHSTPO	LU1253867847	129	131.19	1.7%	-	-	2	22 688
54 PLURIMA STRATEGY PORTFOLIO A LISTED	PPSPOF	IE00832XV859	-	-	-	-	-	-	-
55 SELECTRA J. LAMARCK BIOTECH CLASS D	SELJLB	LU1246176264	135.8	128.78	-5.2%	3	26 910	32	212 200
56 SELECTRA J. LAMARCK PHARMA CLASS D	SELJLP	LU1246176850	94.39	94.57	0.2%	1	9 405	2	18 765
57 SUMUS STRATEGIC FUND CLASSE Q EUR	HPSDYN	LU176783774	11.09	11.15	0.5%	2	13 964	27	1 579 406
58 TIMEO BEST GLOBAL MANAGERS FLEX EQUITY	TNSBEO	LU1850136491	100.93	102.25	1.3%	1	10 980	2	163 793
59 TIMEO EUROPEAN ABSOLUTE RETURN FUND CL A	TNEARA	LU1506684254	-	-	-	-	-	3	59 616
60 TORO FUND A	TOROLD	IE00832XV859	-	-	-	-	-	-	-
61 UCAPITAL MULTI ALPHA PLUS FUND A LISTED	PMALPF	IE00832XV859	8.208	8.208	0.0%	-	-	-	-
62 VARENNE VALEUR QUOTA IT	VVAITA	FR0013216991	107.22	108.03	0.8%	-	-	-	-
63 WOODPECKER - FLEXIBLE ROCK CLASSE T	WPCKRO	LU1271869874	102.54	103.009	0.5%	2	97 886	9	1 883 726
64 ZENIT GLOBAL OPPORTUNITIES CLASSE Q	ZMSGOI	LU1259032298	-	-	-	-	-	3	13 546
65 ZENIT STABILITY CLASSE Q	ZMSST1	LU1172560226	-	-	-	-	-	1	4 915