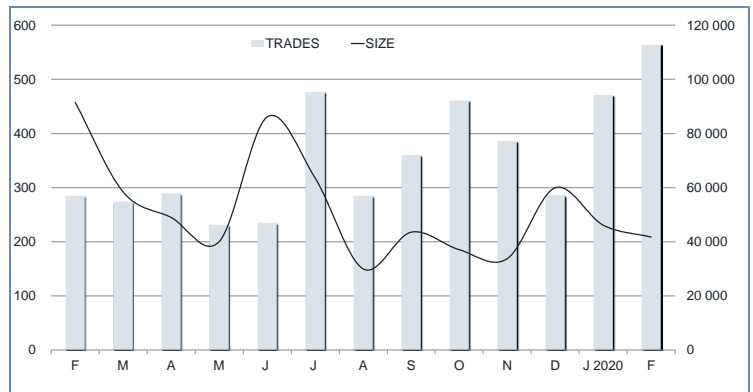
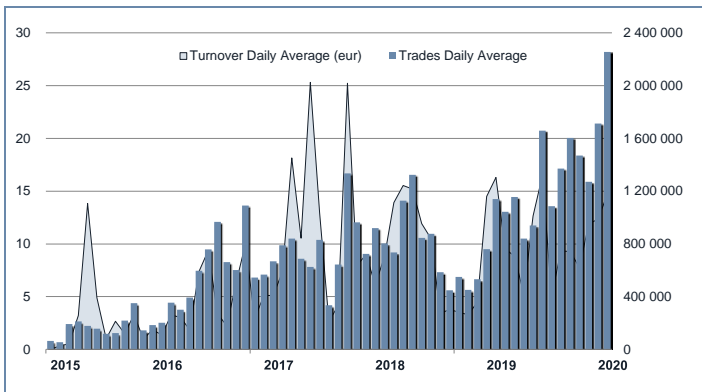




ATFund Statistics

February 2020

TRADING EVOLUTION



MAIN INDICATORS

LISTED FUNDS

	LISTED END of MONTH	AUM in MT	
		eur m 31/01/2020	eur m 28/02/2020
CORPORATE AND GOV. BOND	25	56.58	55.09
DEVELOPED MARKETS	34	41.16	39.37
EMERGING	1	0.08	0.07
STYLE	1	0.68	0.55
OTHERS	50	321.11	325.16
TOTAL	111	419.60	420.24

TRADING

	JANUARY 2020	FEBRUARY 2020	JAN - FEB 2020
	Turnover eur m	Turnover eur m	Turnover eur m
CORPORATE AND GOV. BOND	2.9	2.1	5.06
DEVELOPED MARKETS	0.9	1.2	2.16
EMERGING	0.0	0.0	0.04
STYLE	-	0.1	0.1
OTHERS	17.8	20.0	37.84
TOTAL	21.72	23.51	45.23

MOST TRADED IN THE MONTH BY TURNOVER

Name	Trading Code	ISIN	TURNOVER	
			eur m	% TOT
1 TORO FUND A	TOROLD	IE00BKTPJF31	7.42	31.5%
2 NEW MILLEN MULTI ASSET OPPORTUN CLASSE L	NMMAO	LU1363165751	3.95	16.8%
3 OPEN CAPITAL TOTAL RETURN CLASSE L	OCPTR	IT0005279515	3.61	15.4%
4 WOODPECKER - FLEXIBLE ROCK CLASSE T	WPCROC	LU1271869874	2.07	8.8%
5 PHARUS LIQUIDITY CLASS Q	PHSLQ	LU1136401384	1.00	4.3%
6 WOODPECKER - BALANCED BRAVE CLASSE T	WPCBRA	LU1271869445	0.81	3.4%
7 OPEN CAPITAL PROFESSIONAL ITALY	OCPP1	IT0005279754	0.60	2.6%
8 ACOMEA LIQUIDITA' CLASSE Q2	ACALIQ	IT0005090854	0.54	2.3%
9 PHARUS ALGO FLEX CLASS Q	PHSAFQ	LU1136402788	0.53	2.2%
10 TIMEO BEST GLOBAL MANAGERS FLEX EQUITY	TNSBEQ	LU1850436491	0.49	2.1%

MOST TRADED IN THE YEAR BY TURNOVER

Name	Trading Code	ISIN	TURNOVER	
			eur m	% TOT
1 TORO FUND A	TOROLD	IE00BKTPJF31	13.48	29.8%
2 OPEN CAPITAL TOTAL RETURN CLASSE L	OCPTR	IT0005279515	8.43	18.6%
3 NEW MILLEN MULTI ASSET OPPORTUN CLASSE L	NMMAO	LU1363165751	6.52	14.4%
4 PHARUS LIQUIDITY CLASS Q	PHSLQ	LU1136401384	2.25	5.0%
5 WOODPECKER - FLEXIBLE ROCK CLASSE T	WPCROC	LU1271869874	2.22	4.9%
6 OPEN CAPITAL PROFESSIONAL ITALY	OCPP1	IT0005279754	1.38	3.1%
7 WOODPECKER - BALANCED BRAVE CLASSE T	WPCBRA	LU1271869445	0.98	2.2%
8 PHARUS ALGO FLEX CLASS Q	PHSAFQ	LU1136402788	0.90	2.0%
9 PHARUS SICAV - BEST REGULATED COMPANIES	PHSTED	LU1866872802	0.86	1.9%
10 ACOMEA FONDO ETF ATTIVO CLASSE Q2	ACAEAT	IT0005090938	0.83	1.8%

What is ATFund (@Fund)

ATFund is a multilateral trading facilities (MTF) for open-end funds. Clients can enter buy and sell orders between 8:00 a.m. and 10:55 a.m. Orders must indicate the quantity only. Between 10:55 and 11 a.m. only the Appointed Intermediary can insert orders to execute the imbalance between buy and sell quantities. Trades are concluded within one minute after 11 am. Contracts concluded at T are valued the following day (T+1) with the NAV (in Euro) as of day T provided by the issuers of listed funds by the cut-off time (5:00 pm). Trades, valued at NAV, are settled in Monte Titoli the third day following the conclusion of contracts (T+3).

News:

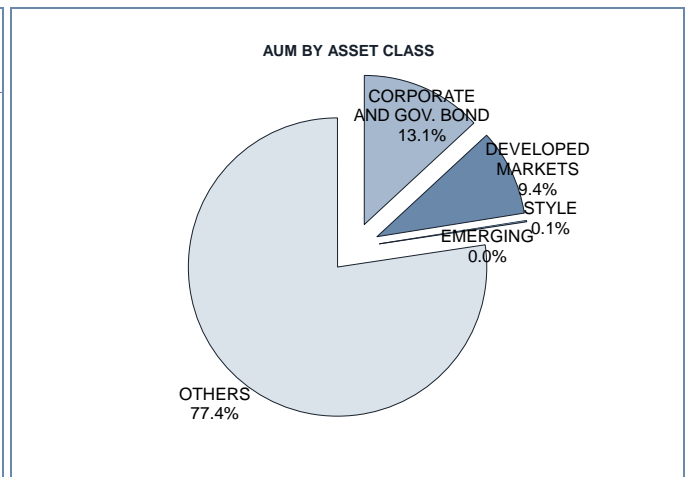
ATFund AUM reached the new historical record of €420.24 m (+15.77% vs February 2019).

Note: ATFund figures are included in the ETFPlus until September 2018

TURNOVER		JANUARY 2020		FEBRUARY 2020		YEAR 2020			
		Trades	Turnover eur m	Trades	Turnover eur m	Trades	% TOT	Turnover eur m	% TOT
0	20 000	327	0.90	419	0.69	746	72.1%	1.59	3.5%
20 000	50 000	39	1.30	55	1.74	94	9.1%	3.03	6.7%
50 000	100 000	39	2.98	25	1.68	64	6.2%	4.65	10.3%
100 000	500 000	61	13.28	61	14.64	122	11.8%	27.92	61.7%
500 000		5	3.27	4	4.77	9	0.9%	8.04	17.8%
TOTAL		471	21.72	564	23.51	1 035		45.23	

FOCUS

FUNDS WITH HIGHEST TURNOVER				
MONTH	NAME	TRADING CODE	ISIN	EUR
FEBRUARY	OPEN CAPITAL TOTAL RETURN CLASSE L	OCPTR	IT0005279515	9 560 322.0
MARCH	OPEN CAPITAL TOTAL RETURN CLASSE L	OCPTR	IT0005279515	3 895 344.0
APRIL	OPEN CAPITAL TOTAL RETURN CLASSE L	OCPTR	IT0005279515	5 904 672.6
MAY	OPEN CAPITAL TOTAL RETURN CLASSE L	OCPTR	IT0005279515	1 618 212.3
JUNE	ALESSIA - VOLCOR BETA ZERO CLASS Q	AVBZ01	LU1238726811	7 504 625.5
JULY	NEW MILLEN MULTI ASSET OPPORTUN CLASSE L	NMMAO	LU1363165751	6 839 607.0
AUGUST	NEW MILLEN MULTI ASSET OPPORTUN CLASSE L	NMMAO	LU1363165751	1 825 213.0
SEPTEMBER	OPEN CAPITAL TOTAL RETURN CLASSE L	OCPTR	IT0005279515	5 679 115.1
OCTOBER	NEW MILLEN MULTI ASSET OPPORTUN CLASSE L	NMMAO	LU1363165751	4 050 293.6
NOVEMBER	OPEN CAPITAL TOTAL RETURN CLASSE L	OCPTR	IT0005279515	4 979 184.4
DECEMBER	COMPAM FUND FLEXIBLE BOND CLASSE Q	COMFB0	LU1472302576	5 631 605.9
JANUARY 2020	TORO FUND A	TOROLD	IE00BKTPJF31	6 060 557.4
FEBRUARY	TORO FUND A	TOROLD	IE00BKTPJF31	7 416 903.6



MAIN INDICATORS - DEVELOPED MARKETS

Name	Trading Code	ISIN	31/01/2020	Reference Price 28/02/2020	Var %	FEBRUARY 2020		JAN - FEB 2020	
						trades	Turnover €	trades	Turnover €
1 8A+ EIGER - CLASSE Q	8AECQ	IT0005114530	113.166	103.989	-8.1%	4	19 413	6	49 891
2 8A+ GRAN PARADISO - CLASSE Q	8AGCQ	IT0005137770	88.582	89.134	0.6%	-	-	-	-
3 ACOMEA AMERICA CLASSE Q2	ACAAME	IT0005091142	22.113	20.336	-8.0%	16	22 601	29	23 125
4 ACOMEA ASIA PACIFICO CLASSE Q2	ACAAPA	IT0005091183	6.492	5.938	-8.5%	34	6 675	52	44 882
5 ACOMEA EUROPA CLASSE Q2	ACAEUP	IT0005091167	17.238	15.789	-8.4%	23	12 639	38	12 906
6 ACOMEA GLOBALE CLASSE Q2	ACAGLO	IT0005091100	15.385	14.162	-7.9%	27	18 942	42	19 178
7 ACOMEA ITALIA CLASSE Q2	ACAITA	IT0005091233	23.491	22.502	-4.2%	45	4 964	77	6 014
8 ALBEMARLE TARGET EUROPE - CLASS X	ATLTEU	IE00BYZZQ212	116.4	110	-5.5%	-	-	-	-
9 ALBEMARLE TARGET ITALY - CLASS X	ATLITI	IE00BYZZPY67	110.5314	103.2422	-6.6%	-	-	-	-
10 ALBEMARLE TARGET ITALY HEDGED - CLASS X	ATLTIH	IE00BDHF6114	83.3877	81.3508	-2.4%	-	-	-	-
11 ALESSIA - VOLCOR BETA ZERO CLASS Q	AVBZ01	LU1238726811	121.23	117.05	-3.4%	8	200 816	10	207 150
12 APSLEY FUND ICAV - OPTIMA STAR FUND	OPTMSF	IE00BD29X585	98.515	100.277	1.8%	-	-	1	99
13 ATOMO MADE IN ITALY FUND - CLASSE L	ATMMIF	LU1391064828	139.13	129.27	-7.1%	-	-	-	-
14 COMPAM ACTIVE EQUITY SELECTION CLASSE Q	COMAES	LU1275426606	125.601	114.353	-9.0%	-	-	-	-
15 COMPAM ACTIVE GLOBAL LONG SHORT	COMAEE	LU1275425897	91.683	88.897	-3.0%	-	-	-	-
16 COMPAM FUND - SB EQUITY CLASSE Q	COMSBE	LU1275426275	126.734	121.235	-4.3%	4	13 963	4	13 963
17 COMPAM FUND ACTIVE GLOBAL EQUITY	COMGEQ	LU1783934646	-	-	-	-	-	-	-
18 DIAMAN SICAV MATHEMATICS EUR CLASS P	DIAMAM	LU0277563010	872.04	828.99	-4.9%	-	-	1	862
19 FINLABO DYNAMIC EQUITY - CLASSE L	FINLDE	LU1397788552	95.19	91.79	-3.6%	-	-	1	9 744
20 NEW MILLENNIUM EURO EQUITIES CLASSE L	NMEE	LU1148873406	65.26	59.62	-8.6%	1	9 539	1	9 539
21 NEW MILLENNIUM GLOBAL EQUITIES EUR HED L	NMGE	LU1148873588	103.26	95.6	-7.4%	-	-	-	-
22 PHARUS GLOBAL VALUE EQUITY CLASS Q	PSGVQ	LU1371515534	124.32	118	-5.1%	-	-	1	230 307
23 PHARUS GLOBAL VALUE EQUITY CLASS QH	PSGVQH	LU1371515880	119.97	113.51	-5.4%	3	72 772	4	108 880
24 PHARUS GLOBAL VALUE EQUITY CLASS QHD	PSGQHD	LU1574104151	102.83	97.3	-5.4%	-	-	-	-
25 PHARUS INTERNATION EQUITY QUANT CLASS Q	PHSIEQ	LU1136402192	105.5	97.79	-7.3%	-	-	1	119 129
26 PHARUS SICAV ELECTRIC MOBILITY NICHES	PHSEMN	LU1867072495	104.84	95.53	-8.9%	-	-	2	119 432
27 PHARUS SICAV EUROPE TOTAL RETURN CLASS Q	PSEAFQ	LU1437803767	108.12	107.6	-0.5%	1	22 118	5	157 356
28 PHARUS SICAV NEXT REVOLUTION CLASS Q	PHSVQ	LU1136401970	105.7	102.71	-2.8%	-	-	2	40 957
29 QUAESTIO - PIR SMALL CAP	QPIRSC	IT0005345373	-	-	-	-	-	-	-
30 VG SICAV EUROPEAN EQUITY FUND CLASSE L	VGUEUQ	LU1501201872	-	-	-	-	-	-	-
31 VG SICAV US EQUITY FUND CLASSE L	VGUSEQ	LU1501194218	-	-	-	-	-	-	-
32 VG SICAV WORLD EQUITY FUND CLASSE L	VGWOEQ	LU1501196932	-	-	-	-	-	-	-
33 WOODPECKER - BALANCED BRAVE CLASSE T	WPCBRA	LU1271869445	120.83	117.231	-3.0%	4	809 027	6	983 611
34 WOODPECKER - PURE EQUITY CLASSE T	WPCPEQ	LU1271869791	136.207	123.872	-9.1%	1	3 032	1	3 032

MAIN INDICATORS - CORPORATE AND GOV. BOND

Name	Trading Code	ISIN	31/01/2020	Reference Price 28/02/2020	Var %	FEBRUARY 2020 Trades	FEBRUARY 2020 Turnover €	JAN - FEB 2020 Trades	JAN - FEB 2020 Turnover €
1 ACOMEA BREVE TERMINE CLASSE Q2	ACABRT	IT0005090870	16.832	16.587	-1.5%	33	99 145	63	542 377
2 ACOMEA EUROBLIGAZIONARIO CLASSE Q2	ACAEOU	IT0005090896	20.549	20.155	-1.9%	42	112 015	69	413 999
3 ACOMEA LIQUIDITA' CLASSE Q2	ACALIQ	IT0005090854	9.11	9.02	-1.0%	3	537 651	7	586 617
4 ACOMEA PERFORMANCE CLASSE Q2	ACAPER	IT0005090912	25.909	25.248	-2.6%	5	20 985	12	72 653
5 AISM LOW VOLATILITY FUND - E PLUS	AISMLV	LU1280406884	91.48	88.47	-3.3%	2	14 738	2	14 738
6 BASE INV BOND VALUE CLASS EUR L	BONVAL	LU1274466289	113.41	110.87	-2.2%	6	16 328	12	17 232
7 COMPAM FUND - SB BOND CLASSE Q	COMSBF	LU1275426432	108.143	107.297	-0.8%	1	78 649	3	212 186
8 COMPAM FUND FLEXIBLE BOND CLASSE Q	COMFBO	LU1472302576	103.699	102.512	-1.1%	3	35 888	5	397 734
9 DIAMAN SICAV DYNAMIC INCOME CLASS P	DIAMDB	LU0277562558	-	-	-	-	-	-	-
10 DIAMAN SICAV TARGET STRATEGY CLASS P	DIAMTS	LU1172430875	-	-	-	-	-	-	-
11 INVESTIMENTI SOSTENIBILI LIFEgate	LGINVS	IT0005215709	103.983	103.179	-0.8%	-	-	-	-
12 NEW MILLEN EVERG HI YLD BOND CLASSE L	NMIEHQ	LU1363165916	99.11	96.5	-2.6%	-	-	-	-
13 NEW MILLENNIUM AUGUST HIGH QUALIT BOND L	NMHOQB	LU1148873745	158.53	157.34	-0.8%	-	-	-	-
14 NEW MILLENNIUM AUGUSTUM CORPORATE BOND L	NMNCB	LU1148874396	241.59	237.93	-1.5%	1	106 740	1	106 740
15 NEW MILLENNIUM EURO BONDS SHORT TERM L	NMEBST	LU1148873661	138.15	137.92	-0.2%	-	-	-	-
16 NEW MILLENNIUM EX EUR HIGH QUALIT BOND L	NMEXHQ	LU1148873828	114.74	113.11	-1.4%	1	28 278	1	28 278
17 NEW MILLENNIUM INFLAT LINK BOND EUROP L	NMILB	LU1148874040	110.25	109.5	-0.7%	1	2 539	3	8 476
18 NEW MILLENNIUM ITALIAN DIVERSIF BOND L	NMIDSP	LU1148874479	138.86	136.56	-1.7%	1	8 935	1	8 935
19 NEW MILLENNIUM LARGE EUROPE CORPORATE L	NMLEC	LU1148874123	147.08	146.52	-0.4%	1	21 978	1	21 978
20 PHARUS BOND OPPORTUNITIES CLASS Q	PHSBOQ	LU1136401111	101.73	101.26	-0.5%	2	12 412	5	202 956
21 PHARUS LIQUIDITY CLASS Q	PHSLQ	LU1136401384	102.81	102.61	-0.2%	1	999 838	6	2 248 976
22 PHARUS MARZOTTO ACTIVE BOND Q	PHSMAB	LU1371515021	102.24	n.a.	n.a.	1	2 049	1	2 049
23 PHARUS TARGET CLASS Q	PHSTQ	LU1136402432	80.65	74.03	-8.2%	2	8 632	4	169 502
24 PLURIMA GLOBAL STAR RETURN FUND A LISTED	POGSRF	IE000222R401	-	-	-	-	-	-	-
25 VG SICAV GLOBAL BOND CLASSE L	VGLBLD	LU1501204389	-	-	-	-	-	-	-

MAIN INDICATORS - EMERGING, STYLE AND OTHERS

Name	Trading Code	ISIN	31/01/2020	Reference Price 28/02/2020	Var %	FEBRUARY 2020 Trades	FEBRUARY 2020 Turnover €	JAN - FEB 2020 Trades	JAN - FEB 2020 Turnover €
1 8A+ LATEMAR - CLASSE Q	8ALCQ	IT0005114522	105.853	102.531	-3.1%	-	-	-	-
2 ACOMEA FONDO ETF ATTIVO CLASSE Q2	ACAETF	IT0005090938	-	-	-	-	-	-	833 855
3 ACOMEA PAESI EMERGENTI CLASSE Q2	ACAPEM	IT0005091126	8.69	7.921	-8.8%	33	29 902	48	40 280
4 ACOMEA PATRIMONIO AGGRESSIVO CLASSE Q2	ACAAGG	IT0005091084	4.724	4.437	-6.1%	36	319 971	56	749 058
5 ACOMEA PATRIMONIO DINAMICO CLASSE Q2	ACADIN	IT0005091068	6.233	5.999	-3.8%	26	6 359	44	6 516
6 ACOMEA PATRIMONIO ESENTE CLASSE Q2	ACAESE	IT0005252801	5.521	5.37	-2.7%	-	-	-	-
7 ACOMEA PATRIMONIO PRUDENTE CLASSE Q2	ACAPRU	IT0005091019	7.24	7.054	-2.6%	32	12 250	51	13 297
8 ALESSIA - ABSOLUTE RETURN MACRO CLASS Q	AARM01	LU1238726654	103.44	102.98	-0.4%	1	148 277	1	148 277
9 AMAGIS DYNAMIC ALLOC TOT RET FUND L1 EUR	ADA113	MT1700015865	102.26	98.46	-3.7%	1	825	4	30 737
10 AQA COLOMBO EXTRA RETURN FUND CLASS D	CVR	IT0005091006	103.9917	99.223	-5.5%	2	20 481	4	429 631
11 ATOMO CARPINUS - CLASSE L	ATMCAR	LU1391065718	-	-	-	-	-	-	-
12 ATOMO GLOBAL RETURN - CLASSE L	ATMGLR	LU1391065395	97.41	94.03	-3.5%	4	115 948	13	208 480
13 ATOMO MULTI STRATEGY - CLASSE L	ATMMST	LU1391065478	120.36	118.2	-1.8%	-	-	-	-
14 ATOMO PLAB FLEX ABSOLUTE FUND - CLASSE L	ATMPLF	LU1391065551	101.94	100.64	-1.3%	-	-	-	-
15 BASE INV BONDS MULTICURRENCY CLASS EUR L	BONMUL	LU1242466446	96.21	95.87	-0.4%	-	-	-	-
16 BASE INV FLEX LOW RISK EXPOS CLASS EUR L	FLXLO	LU1242466875	104.5	101.93	-2.6%	2	211	4	420
17 COMPAM ACTIVE MARKET NEUTRAL CLASSE Q	COMAMM	LU1275426788	84.137	85.348	1.4%	2	140 583	2	140 583
18 COMPAM FUND - SB FLEXIBLE CLASSE Q	COMSBF	LU1275426358	102.262	99.554	-2.6%	-	-	-	-
19 COMPAM FUND ACTIVE BOND PLUS	COMABP	LU2039855171	-	-	-	-	-	-	-
20 COMPAM FUND DOUBLE ACTION FOCUS	COMDAF	LU1920289813	101.177	94.493	-6.6%	-	-	-	-
21 COMPAM FUND GLOBAL FLEXIBLE BLEND	COMGFB	LU1769738383	92.702	91.184	-1.6%	1	14 024	2	153 290
22 COMPAM FUND SB CONVEX CLASSE Q	COMSPC	LU1468973846	118.659	118.998	0.3%	3	25 311	3	25 311
23 COMPAM GLOBAL DIVERSIFIED CLASSE Q	COMGDO	LU1275426515	96.688	94.724	-2.0%	-	-	-	-
24 EUREGIO+ GENERATION DYNAMIC PIR	PGDYP	IT0005347585	-	-	-	-	-	-	-
25 FCS FLEX ABLG GROWTH PLUS FUND CLASS B	FLEXAP	LU1720052098	95.5	93.5	-2.1%	-	-	-	-
26 HPS BASIC FUND CLASSE Q EUR	HPSBAS	LU1176781729	13.35	12.53	-6.1%	3	9 455	5	10 617
27 INTERMONTIE FLEXIBLE EUROPE	INTFE	LU1888213104	10.19	9.99	-2.0%	1	20 706	2	163 357
28 LUXBRIDGE SICAV - JCI FX MACRO	JCFXMA	LU1882532614	97.1	95.2	-2.0%	-	-	1	43 659
29 METHOD ATTRAC GLOB OPPORTUN LIST ACC EUR	MAGO	LU1322032973	-	-	-	-	-	-	-
30 MULTI STAR SICAV - HEARTH ETHICAL FUND	MSHEEQ	LU1838949607	101.72	97.17	-4.5%	-	-	1	9 966
31 MULTISTARS SICAV-ALFASUSTAINABLEMEGATREN	MSOCCO	LU1838949516	101.45	97.73	-3.7%	-	-	1	9 943
32 NEW MILLEN MULTI ASSET OPPORTUN CLASSE L	NMMAO	LU1363165751	103.67	101.17	-2.4%	20	3 951 386	46	6 522 453
33 NEW MILLENNIUM AUGUSTUM MARKET TIMING L	NMMT	LU1148874636	119.08	116.53	-2.1%	-	-	-	-
34 NEW MILLENNIUM BALANC WORLD CONSERVAT L	NMBWC	LU1148874552	157.86	155.39	-1.4%	1	76 141	2	80 860
35 NEW MILLENNIUM PIR BILANCIATO SIST ITA L	NMIPSI	LU1602468800	101.24	98.32	-2.9%	-	-	-	-
36 NEW MILLENNIUM VOLACTIVE CLASSE L	NMVOL	LU1148874800	102.04	103.5	1.4%	-	-	-	-
37 OPEN CAPITAL PROFESSIONAL ITALY	OCPP1	IT0005279754	102.631	97.995	-4.5%	8	602 942	17	1 384 459
38 OPEN CAPITAL TOTAL RETURN CLASSE L	OCPTR	IT0005279515	109.622	107.601	-1.8%	41	3 610 113	90	8 426 515
39 PHARUS ABSOLUTE RETURN CLASS Q	PHSARO	LU1136401467	103.42	102.61	-0.8%	1	626	5	353 343
40 PHARUS ALGO FLEX CLASS Q	PHSAFO	LU1136402788	97.51	92.63	-5.0%	15	528 417	32	899 284
41 PHARUS ASIAN NICHES	PHSASN	LU1867072735	98.63	93.59	-6.3%	2	6 252	5	126 409
42 PHARUS GLOB DYNAM OPPORTUNITIES CLASS Q	PHSGOQ	LU1136402945	81.85	76.14	-7.0%	-	-	-	-
43 PHARUS MARZOTTO ACTIVE DIVERSIFIED Q	PHSMAD	LU1371515294	92.07	n.a.	n.a.	1	1 873	1	1 873
44 PHARUS SICAV - BEST REGULATED COMPANIES	PHSTED	LU1868872802	109.02	101.48	-6.9%	1	485 190	5	862 356
45 PHARUS SOUTHERN EUROPE CLASS Q	PHSSE	LU1578646025	-	-	-	-	-	-	-
46 PHARUS TREND PLAYER CLASS Q	PHSTPO	LU1253867847	135.49	132.66	-2.1%	-	-	-	-
47 PLURIMA STRATEGY PORTFOLIO A LISTED	PPSPFP	IE0009DPXK99	-	-	-	-	-	-	-
48 SELECTRA J. LAMARCK BIOTECH CLASS D	SELILB	LU1246176264	122.82	127.51	3.8%	4	55 376	5	55 908
49 SELECTRA J. LAMARCK PHARMA CLASS D	SELILP	LU1246176850	92.39	88.11	-4.6%	-	-	-	-
50 SUMUS STRATEGIC FUND CLASSE Q EUR	HPSDYN	LU1176783774	11.11	10.88	-2.1%	1	25 504	4	92 797
51 TIMEO BEST GLOBAL MANAGERS FLEX EQUITY	TNSBEQ	LU1850436491	102.57	98.17	-4.3%	1	494 142	1	494 142
52 TORO FUND A	TOROLD	IE0008KTPJF31	98.27	95.033	-3.3%	39	7 416 904	81	13 477 461
53 UCAPITAL MULTI ALPHA PLUS FUND A LISTED	PMALPF	IE0009VH9S99	8.208	8.208	0.0%	-	-	-	-
54 VARENNE VALEUR QUOTA IT	VVAITA	FR0013216991	108.68	106.05	-2.4%	-	-	-	-
55 WOODPECKER - FLEXIBLE ROCK CLASSE T	WPCROC	LU1271869874	103.192	101.275	-1.9%	5	2 072 766	7	2 222 207

Markets Analysis
Piazza degli Affari, 6 - 20123 Milano
T +39 02 724261 | Fax +39 02 8646.4323
e-mail: markets_analysis@borsaitaliana.it
www.borsaitaliana.it



This document contains text, data, graphics, photographs, illustrations, artwork, names, logos, trade marks, service marks and information ("Information") connected with Borsa Italiana S.p.A. ("Borsa Italiana"). All reasonable efforts have been made to ensure that the Information in this document was correct at the time of publication. However, Borsa Italiana Spa accepts no liability for decisions taken, or systems-related or other work carried out by any party based on this document. The publication of this document does not represent solicitation, by Borsa Italiana, of public saving and is not to be considered as a recommendation by Borsa Italiana as to the suitability of the investment, if any, herein described.

© February 2020 Borsa Italiana S.p.A. All rights reserved.