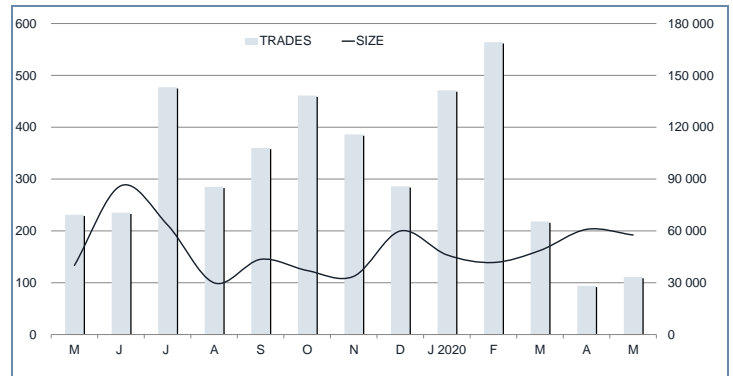
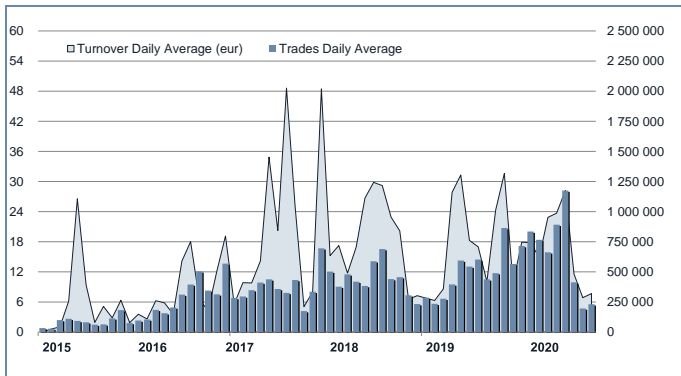




ATFund Statistics

May 2020

TRADING EVOLUTION



MAIN INDICATORS

LISTED FUNDS

	LISTED END OF MONTH	AUM in MT	
		eur m 30/04/2020	eur m 29/05/2020
CORPORATE AND GOV. BOND	23	51.64	53.91
DEVELOPED MARKETS	27	33.17	34.95
EMERGING	1	0.14	0.20
STYLE	-	-	-
OTHERS	47	290.90	296.25
TOTAL	98	375.84	385.31

TRADING

	APRIL 2020	MAY 2020	JAN - MAY 2020
	Turnover eur m	Turnover eur m	Turnover eur m
CORPORATE AND GOV. BOND	1.1	3.0	9.92
DEVELOPED MARKETS	0.4	0.2	5.62
EMERGING	0.0	0.1	0.16
STYLE	-	-	0.4
OTHERS	4.3	3.2	51.85
TOTAL	5.72	6.39	67.95

MOST TRADED IN THE MONTH BY TURNOVER

Name	Trading Code	ISIN	TURNOVER	
			eur m	% TOT
1 PHARUS LIQUIDITY CLASS Q	PHSLQ	LU1136401384	1.74	27.2%
2 OPEN CAPITAL TOTAL RETURN CLASSE L	OCPTR	IT0005279515	1.04	16.3%
3 NEW MILLEN MULTI ASSET OPPORTUN CLASSE L	NMMAO	LU1363165751	0.71	11.1%
4 ACOMEA PERFORMANCE CLASSE Q2	ACAPER	IT0005090912	0.47	7.3%
5 ACOMEA PATRIMONIO DINAMICO CLASSE Q2	ACADIN	IT0005091068	0.40	6.3%
6 PHARUS SICAV - BEST REGULATED COMPANIES	PHSTED	LU1868872802	0.40	6.2%
7 ACOMEA LIQUIDITA' CLASSE Q2	ACALIQ	IT0005090854	0.34	5.3%
8 ACOMEA BREVE TERMINE CLASSE Q2	ACABRT	IT0005090870	0.25	4.0%
9 ACOMEA PATRIMONIO AGGRESSIVO CLASSE Q2	ACAAGG	IT0005091084	0.16	2.4%
10 COMPAM FUND FLEXIBLE BOND CLASSE Q	COMFBO	LU1472302576	0.11	1.7%

MOST TRADED IN THE YEAR BY TURNOVER

Name	Trading Code	ISIN	TURNOVER	
			eur m	% TOT
1 TORO FUND A	TOROLD	IE00BKTFJF31	14.10	20.8%
2 OPEN CAPITAL TOTAL RETURN CLASSE L	OCPTR	IT0005279515	12.81	18.9%
3 NEW MILLEN MULTI ASSET OPPORTUN CLASSE L	NMMAO	LU1363165751	7.92	11.7%
4 PHARUS LIQUIDITY CLASS Q	PHSLQ	LU1136401384	4.14	6.1%
5 OPEN CAPITAL PROFESSIONAL ITALY	OCPPPI	IT0005279754	2.99	4.4%
6 WOODPECKER - FLEXIBLE ROCK CLASSE T	WPCROC	LU1271869874	2.43	3.6%
7 WOODPECKER - BALANCED BRAVE CLASSE T	WPCBRA	LU1271869445	1.82	2.7%
8 ACOMEA LIQUIDITA' CLASSE Q2	ACALIQ	IT0005090854	1.77	2.6%
9 ACOMEA PATRIMONIO AGGRESSIVO CLASSE Q2	ACAAGG	IT0005091084	1.75	2.6%
10 PHARUS SICAV - BEST REGULATED COMPANIES	PHSTED	LU1868872802	1.36	2.0%

What is ATFund (@Fund)

ATFund is a multilateral trading facilities (MTF) for open-end funds. Clients can enter buy and sell orders between 8:00 a.m. and 10:55 a.m. Between 10:55 and 11 a.m. only the Appointed Intermediary can insert orders to execute the imbalance between buy and sell quantities. Trades are concluded within one minute after 11 a.m. Contracts concluded at T are valued the following day (T+1) with the NAV (in Euro) as of day T provided by the issuers of listed funds by the cut-off time (5:00 pm). Trades, valued at NAV, are settled in Monte Titoli the third day following the conclusion of contracts (T+3).

News:

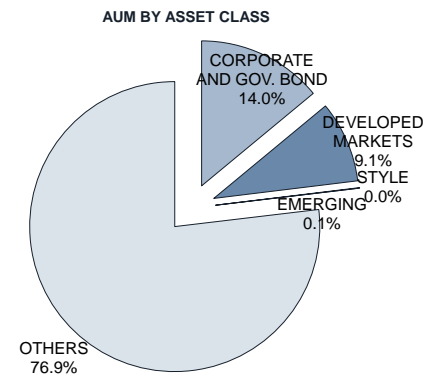
ATFund AUM reached €385.31m (+2.80% vs May 2019)

Note: ATFund figures are included in the ETFPlus until September 2018

TURNOVER		APRIL 2020		MAY 2020		YEAR 2020			
		Trades	Turnover eur m	Trades	Turnover eur m	Trades	% TOT	Turnover eur m	% TOT
0	20 000	53	0.34	67	0.36	1 005	68.9%	2.75	4.0%
20 000	50 000	21	0.78	12	0.42	154	10.6%	5.32	7.8%
50 000	100 000	6	0.41	15	1.02	108	7.4%	7.85	11.6%
100 000	500 000	11	1.98	15	2.86	175	12.0%	38.38	56.5%
500 000		3	2.21	2	1.74	16	1.1%	13.66	20.1%
TOTAL		94	5.72	111	6.39	1 458		67.95	

FOCUS

FUNDS WITH HIGHEST TURNOVER				
MONTH	NAME	TRADING CODE	ISIN	EUR
MAY	OPEN CAPITAL TOTAL RETURN CLASSE L	OCPTR	IT0005279515	1 618 212
JUNE	ALESSIA - VOLCOR BETA ZERO CLASS Q	AVBZ01	LU1238726811	7 504 625
JULY	NEW MILLEN MULTI ASSET OPPORTUN CLASSE L	NMMAO	LU1363165751	6 839 607
AUGUST	NEW MILLEN MULTI ASSET OPPORTUN CLASSE L	NMMAO	LU1363165751	1 825 213
SEPTEMBER	OPEN CAPITAL TOTAL RETURN CLASSE L	OCPTR	IT0005279515	5 679 115
OCTOBER	NEW MILLEN MULTI ASSET OPPORTUN CLASSE L	NMMAO	LU1363165751	4 050 294
NOVEMBER	OPEN CAPITAL TOTAL RETURN CLASSE L	OCPTR	IT0005279515	4 979 184
DECEMBER	COMPAM FUND FLEXIBLE BOND CLASSE Q	COMFB0	LU1472302576	5 631 606
JANUARY 2020	TORO FUND A	TOROLD	IE00BKTPJF31	6 060 557
FEBRUARY	TORO FUND A	TOROLD	IE00BKTPJF31	7 416 904
MARCH	OPEN CAPITAL TOTAL RETURN CLASSE L	OCPTR	IT0005279515	2 498 697
APRIL	BASE INV FLEX LOW RISK EXPOS CLASS EUR L	FLEXLO	LU1242466875	1 005 750
MAY	PHARUS LIQUIDITY CLASS Q	PHSLQ	LU1136401384	1 738 872



MAIN INDICATORS - DEVELOPED MARKETS

Name	Trading Code	ISIN	Reference Price			MAY 2020		JAN - MAY 2020	
			30/04/2020	29/05/2020	Var %	trades	Turnover €	trades	Turnover €
1 8A+ EIGER - CLASSE Q	8AECQ	IT0005114530	88.818	92.55	4.2%	-	-	10	833 366
2 8A+ GRAN PARADISO - CLASSE Q	8AGCQ	IT0005137770	86.02	85.158	-1.0%	-	-	-	-
3 ACOMEA AMERICA CLASSE Q2	ACAAME	IT0005091142	19.018	19.952	4.9%	-	-	30	23 146
4 ACOMEA ASIA PACIFICO CLASSE Q2	ACAAPA	IT0005091183	5.622	5.817	3.5%	2	744	57	45 859
5 ACOMEA EUROPA CLASSE Q2	ACAEUP	IT0005091167	12.983	13.35	2.8%	2	726	45	14 213
6 ACOMEA GLOBALE CLASSE Q2	ACAGLO	IT0005091100	12.336	12.842	4.1%	4	31 648	53	287 400
7 ACOMEA ITALIA CLASSE Q2	ACAITA	IT0005091233	18.386	18.863	2.6%	-	-	106	7 617
8 ALBEMARLE TARGET EUROPE - CLASS X	ATLTEU	IE00BYZZQ212	-	-	-	-	-	-	-
9 ALBEMARLE TARGET ITALY - CLASS X	ATLTIT	IE00BYZZPY67	-	-	-	-	-	-	-
10 ALBEMARLE TARGET ITALY HEDGED - CLASS X	ATLTIH	IE00DHF6114	-	-	-	-	-	-	-
11 ALESSIA - VOLCOR BETA ZERO CLASS Q	AVBZ01	LU1238726811	109.98	111.25	1.2%	-	-	12	214 175
12 APSLEY FUND ICAV - OPTIMA STAR FUND	OPTMSF	IE00BD29X585	101.43	102.036	0.6%	-	-	1	99
13 ATOMO MADE IN ITALY FUND - CLASSE L	ATMMIF	LU1391064828	116.33	120.36	3.5%	-	-	2	213 190
14 COMPAM ACTIVE EQUITY SELECTION CLASSE Q	COMAES	LU1275426606	98.222	102.895	4.8%	-	-	-	-
15 COMPAM ACTIVE GLOBAL LONG SHORT	COMAES	LU1275425897	86.092	86.62	0.6%	-	-	-	-
16 COMPAM FUND - SB EQUITY CLASSE Q	COMSBE	LU1275426275	123.858	126.489	2.1%	1	14 982	5	28 945
17 COMPAM FUND ACTIVE GLOBAL EQUITY	COMGEQ	LU1783934646	-	-	-	-	-	-	-
18 DIAMAN SICAV MATHEMATICS EUR CLASS P	DIAMAM	LU0277563010	-	-	-	-	-	3	5 039
19 FINLABO DYNAMIC EQUITY - CLASSE L	FINLDE	LU1397788552	87.98	86.13	-2.1%	-	-	4	433 391
20 NEW MILLENNIUM EURO EQUITIES CLASSE L	NMEE	LU1148873406	54.16	56.95	5.2%	-	-	1	9 539
21 NEW MILLENNIUM GLOBAL EQUITIES EUR HED L	NMGE	LU1148873588	94.85	99.29	4.7%	-	-	-	-
22 PHARUS GLOBAL VALUE EQUITY CLASS Q	PSGVQ	LU1371515534	119.06	121.75	2.3%	1	85 512	3	470 103
23 PHARUS GLOBAL VALUE EQUITY CLASS QH	PSGVQH	LU1371515880	113.53	118.02	4.0%	-	-	9	247 279
24 PHARUS GLOBAL VALUE EQUITY CLASS QHD	PSGVQHD	LU1574104151	95.91	99.75	4.0%	-	-	3	340 070
25 PHARUS INTERNATIONAL EQUITY QUANT CLASS Q	PHSIEQ	LU1136402192	95.86	97.26	1.5%	1	5 432	3	129 777
26 PHARUS SICAV ELECTRIC MOBILITY NICHES	PHSEMNI	LU1867072495	85.94	93.2	8.4%	-	-	8	285 774
27 PHARUS SICAV EUROPE TOTAL RETURN CLASS Q	PSEAFQ	LU1437803767	91.61	98.41	7.4%	1	17 638	6	174 995
28 PHARUS SICAV NEXT REVOLUTION CLASS Q	PHSVQ	LU1136401970	105.2	109.97	4.5%	6	1 197	10	42 361
29 QUAESTIO - PIR SMALL CAP	QPIRSC	IT0005345373	-	-	-	-	-	-	-
30 VG SICAV EUROPEAN EQUITY FUND CLASS L	VGUEUQ	LU1501201872	-	-	-	-	-	-	-
31 VG SICAV US EQUITY FUND CLASS L	VGUSEQ	LU1501194218	-	-	-	-	-	-	-
32 VG SICAV WORLD EQUITY FUND CLASS L	VGWUEQ	LU1501196932	-	-	-	-	-	-	-
33 WOODPECKER - BALANCED BRAVE CLASSE T	WPCBRA	LU1271869445	-	-	-	-	-	9	1 815 227
34 WOODPECKER - PURE EQUITY CLASSE T	WPCPEQ	LU1271869791	-	-	-	-	-	1	3 032

MAIN INDICATORS - CORPORATE AND GOV. BOND

Name	Trading Code	ISIN	30/04/2020	Reference Price 29/05/2020	Var %	Trades	MAY 2020 Turnover €	JAN - MAY 2020 Trades	Turnover €
1 ACOMEA BREVE TERMINE CLASSE Q2	ACABRT	IT0005090870	15.691	16.317	4.0%	6	252.607	82	895.525
2 ACOMEA EUROBLIGAZIONARIO CLASSE Q2	ACAEUO	IT0005090896	18.442	19.641	6.5%	1	9.212	78	510.410
3 ACOMEA LIQUIDITA' CLASSE Q2	ACALIQ	IT0005090854	8.835	8.962	1.4%	2	338.450	21	1.767.676
4 ACOMEA PERFORMANCE CLASSE Q2	ACAPER	IT0005090912	22.254	23.876	7.3%	4	465.995	21	1.001.173
5 ASIM LOW VOLATILITY FUND - E PLUS	ASIMLV	LU1280406884	84.73	83.44	-1.5%	-	-	5	128.611
6 BASE INV BONDS VALUE CLASS EUR L	BONVAL	LU1242466289	102.35	109.21	6.7%	1	108	18	25.982
7 COMPAM FUND - SB BOND CLASSE Q	COMSB8	LU1275426432	101.48	103.27	1.8%	1	40.389	4	252.575
8 COMPAM FUND FLEXIBLE BOND CLASSE Q	COMFB0	LU1472302576	97.498	99.166	1.7%	1	110.474	8	542.087
9 DIAMAN SICAV DYNAMIC INCOME CLASS P	DIADZB	LU0277562558	-	-	-	-	-	-	-
10 DIAMAN SICAV TARGET STRATEGY CLASS P	DIAMTS	LU1172430875	-	-	-	-	-	-	-
11 INVESTMENTI SOSTENIBILI LIFE GATE	LGNVSI	IT0009215709	100.378	101.017	0.6%	1	10.029	2	11.022
12 NEW MILLEN EVERG GL YLD BOND CLASSE L	NMEGH	LU1363165918	77.87	80.48	3.4%	-	-	-	-
13 NEW MILLENNIUM AUGUST HIGH QUALIT BOND L	NMHOB	LU1148873745	148.86	150	0.8%	-	-	-	-
14 NEW MILLENNIUM AUGUSTUM CORPORATE BOND L	NMBC	LU1148874396	213.16	219.08	2.8%	-	-	2	152.027
15 NEW MILLENNIUM EURO BONDS SHORT TERM L	NMEBST	LU1148873681	135.68	136.1	0.3%	-	-	1	38.441
16 NEW MILLENNIUM EX EUR HIGH QUALIT BOND L	NMEHQC	LU1148873528	109.3	108.36	0.1%	-	-	1	28.278
17 NEW MILLENNIUM INFLAT LINK BOND EUROP L	NMLB	LU1148874040	104.76	105.25	0.5%	-	-	3	8.476
18 NEW MILLENNIUM ITALIAN DIVERSIF BOND L	NMDB	LU1148874479	125.92	128.73	2.2%	-	-	3	13.241
19 NEW MILLENNIUM LARGE EUROPE CORPORATE L	NMLCE	LU1148874123	141.31	141.85	0.4%	-	-	1	21.978
20 PHARUS BOND OPPORTUNITIES CLASS Q	PHSBOQ	LU1136401111	92.63	93.74	1.2%	1	371	6	203.327
21 PHARUS LIQUIDITY CLASS Q	PHSLD	LU1136401384	99.06	99.81	0.8%	2	1.738.872	11	4.144.482
22 PHARUS MARZOTTO ACTIVE BOND Q	PHSMAB	LU1371515021	-	-	-	-	-	1	2.049
23 PHARUS TARGET CLASS Q	PHSTO	LU1136402432	67.02	69.77	4.1%	-	-	6	171.842
24 PLURIMA GLOBAL STAR RETURN FUND A LISTED	POGSRF	IE00B2Z2R401	-	-	-	-	-	-	-
25 VG SICAV GLOBAL BOND CLASSE L	VGGLBD	LU1501204389	-	-	-	-	-	-	-

MAIN INDICATORS - EMERGING, STYLE AND OTHERS

Name	Trading Code	ISIN	30/04/2020	Reference Price 29/05/2020	Var %	Trades	MAY 2020 Turnover €	JAN - MAY 2020 Trades	Turnover €
1 8A+ LATEMAR - CLASSE Q	SALCO	IT0005114522	96.879	98.746	1.9%	-	-	-	-
2 ACOMEA FONDO ETF ATTIVO CLASSE Q2	ACAEAT	IT0005090938	-	-	-	-	-	12	833.855
3 ACOMEA PAESI EMERGENTI CLASSE Q2	ACAPEM	IT0005091126	6.997	7.126	1.8%	3	57.973	57	156.964
4 ACOMEA PATRIMONIO AGGRESSIVO CLASSE Q2	ACAGAG	IT0005091084	3.815	4.049	6.1%	3	156.420	70	1.745.841
5 ACOMEA PATRIMONIO DINAMICO CLASSE Q2	ACADIN	IT0005091068	5.282	5.593	5.9%	5	401.546	57	461.528
6 ACOMEA PATRIMONIO ESENTE CLASSE Q2	ACAESE	IT0005252801	4.652	4.916	5.7%	1	92	2	2.337
7 ACOMEA PATRIMONIO PRUDENTE CLASSE Q2	ACAPRU	IT0005091019	6.192	6.466	4.4%	2	26.421	60	41.869
8 ALESSIA - ABSOLUTE RETURN MACRO CLASS Q	AARM01	LU1238729554	100.36	102.62	2.3%	-	-	1	148.277
9 AMAGIS DYNAMIC ALLOC TOT RET FUND L1 EUR	ADA113	MT7000015665	91.43	91.67	0.3%	1	13.420	8	122.101
10 AQA COLOMBO EXTRA RETURN FUND CLASS D	CXR	MT7000024006	74.113	76.2748	2.9%	5	94.202	16	754.073
11 ATOMO CARPINUS - CLASSE L	ATMCAR	LU1391065718	-	-	-	-	-	-	-
12 ATOMO GLOBAL RETURN - CLASSE L	ATMGLR	LU1391065395	80.18	82.76	3.2%	-	-	18	583.969
13 ATOMO MULTI STRATEGY - CLASSE L	ATMMST	LU1391065478	116.25	117.12	0.7%	2	64.196	4	189.187
14 ATOMO PLAB FLEX ABSOLUTE FUND - CLASSE L	ATMPLF	LU1391065551	96.98	97.09	0.1%	-	-	-	-
15 BASE INV BONDS MULTICURRENCY CLASS EUR L	BONMUL	LU1242466446	92.94	93.85	1.0%	-	-	-	-
16 BASE INV FLEX LOW RISK EXPOS CLASS EUR L	FLEXLO	LU1242466875	93.24	97.38	4.4%	1	95	8	1.006.356
17 COMPAM ACTIVE MARKET NEUTRAL CLASSE Q	COMMAN	LU1275426798	-	-	-	-	-	5	405.141
18 COMPAM FUND - SB FLEXIBLE CLASSE Q	COMSBF	LU1275426358	94.792	95.862	1.1%	-	-	-	-
19 COMPAM FUND ACTIVE BOND PLUS	COMABP	LU2039855171	-	-	-	-	-	-	-
20 COMPAM FUND DOUBLE ACTION FOCUS	COMDAF	LU1920289813	-	-	-	-	-	11	28.708
21 COMPAM FUND GLOBAL FLEXIBLE BLEND	COMGFB	LU1769738383	89.847	91.737	2.1%	-	-	3	171.011
22 COMPAM FUND SB CONVEX CLASSE Q	COMSBX	LU1468873846	136.872	143.446	4.8%	2	51.686	8	111.144
23 COMPAM GLOBAL DIVERSIFIED CLASSE Q	COMGDD	LU1275426515	84.507	85.437	1.1%	-	-	-	-
24 EUREGIO+ GENERATION DYNAMIC PIR	PPGDYP	IT0005347585	-	-	-	-	-	-	-
25 FCS FLEX ABLE GROWTH PLUS FUND CLASS B	FLEXAP	LU1720052098	-	-	-	-	-	-	-
26 HPS BASIC FUND CLASSE Q EUR	HPSBAS	LU1176781729	11.41	12.03	5.4%	-	-	5	10.617
27 INTERMONTÉ FLEXIBLE EUROPE	ITFE	LU1688213104	9.31	9.55	2.6%	2	94.384	4	257.741
28 LUXBRIDGE SICAV - JCI FX MACRO	JCFXMA	LU1982532614	87.49	86.94	-0.6%	-	-	1	43.659
29 METHOD ATTRAC GLOB OPPORTUN LIST ACC EUR	MAGO	LU1322032373	-	-	-	-	-	-	-
30 MULTI STAR SICAV - HEARTH ETHICAL FUND	MSEHEQ	LU1183894607	92.91	96.49	3.9%	-	-	1	9.966
31 MULTISTARS SICAV ALFASUSTAINABLEMEGATREN	MISOCQ	LU1838949516	92.94	95.9	3.2%	-	-	2	20.184
32 NEW MILLEN MULTI ASSET OPPORTUN CLASSE L	NMIAO	LU1363165751	96	97.08	1.1%	7	712.304	65	7.920.256
33 NEW MILLENNIUM AUGUSTUM MARKET TIMING L	NMMT	LU1148874636	106.19	108.43	2.1%	-	-	-	-
34 NEW MILLENNIUM BALANC WORLD CONSERVAT L	NMBCW	LU1148874552	151.66	154.02	1.6%	-	-	6	467.362
35 NEW MILLENNIUM PIR BILANCIATO SIST ITA L	NMPBSI	LU1602468800	91.96	93.83	2.0%	-	-	1	14.511
36 NEW MILLENNIUM VOLACTIVE CLASSE L	NMVOL	LU1148874800	105.26	104.66	-0.6%	-	-	1	2.686
37 OPEN CAPITAL PROFESSIONAL ITALY	OCPIF	IT0005279754	82.551	84.836	2.8%	2	17.022	32	2.994.193
38 OPEN CAPITAL TOTAL RETURN CLASSE L	OCPTR	IT0005279515	100.514	101.867	1.3%	15	1.042.348	137	12.811.144
39 PHARUS ABSOLUTE RETURN CLASS Q	PHSARQ	LU1136401467	103.07	103.84	0.7%	3	411	9	354.869
40 PHARUS ALGO FLEX CLASS Q	PHSAFQ	LU1136402788	83.88	87.29	4.1%	5	94.269	47	1.267.372
41 PHARUS ASIAN NICHES	PHSAN	LU1867072735	84.05	86.25	2.6%	1	1.591	13	610.096
42 PHARUS GLOB DYNAM OPPORTUNITIES CLASS Q	PHSGOQ	LU1136402945	-	-	-	-	-	1	74.920
43 PHARUS MARZOTTO ACTIVE DIVERSIFIED Q	PHSMAD	LU1371515294	-	-	-	-	-	1	1.873
44 PHARUS SICAV - BEST REGULATED COMPANIES	PHSTED	LU1868872802	96.45	98.3	1.9%	1	396.648	8	1.362.967
45 PHARUS SOUTHERN EUROPE CLASS Q	PHSSE	LU1578646025	-	-	-	-	-	-	-
46 PHARUS TREND PLAYER CLASS Q	PHSTPQ	LU1253867847	132.77	135.85	2.3%	-	-	1	967
47 PLURIMA STRATEGY PORTFOLIO A LISTED	PPSPDF	IE00BVDPX908	10.121	10.493	3.7%	-	-	1	25.000
48 SELECTRA J. LAMARCK BIOTECH CLASS D	SELILB	LU1246176264	132.44	138.99	4.9%	6	26.337	17	151.873
49 SELECTRA J. LAMARCK PHARMA CLASS D	SELILP	LU1246176850	94.33	95.51	1.3%	2	5.508	3	10.739
50 SUMUS STRATEGIC FUND CLASSE Q EUR	HPSDYN	LU1176783774	10.17	10.37	2.0%	3	12.211	9	203.219
51 TIMEO BEST GLOBAL MANAGERS FLEX EQUITY	TMSBEQ	LU1850436491	93.63	94.96	1.4%	-	-	1	494.142
52 TORO FUND A	TOROLD	IE00BK7PJ831	65.311	63.112	-4.3%	-	-	89	14.103.319
53 UCAPITAL MULTI ALPHA PLUS FUND A LISTED	PMLPBF	IE00BV9H0599	8.208	8.208	0.0%	-	-	-	-
54 VARENNE VALEUR QUOTA IT	VVAITA	FR0013216991	104.29	106.47	2.1%	-	-	-	-
55 WOODPECKER - FLEXIBLE ROCK CLASSE T	WPROCC	LU1271869874	-	-	-	-	-	9	2.434.833

Markets Analysis
Piazza degli Affari, 6 - 20123 Milano
T +39 02 724261 | Fax +39 02 8646.4323
e-mail: markets_analysis@borsaitaliana.it
www.borsaitaliana.it



This document contains text, data, graphics, photographs, illustrations, artwork, names, logos, trade marks, service marks and information ("Information") connected with Borsa Italiana S.p.A. ("Borsa Italiana"). All reasonable efforts have been made to ensure that the Information in this document was correct at the time of publication. However, Borsa Italiana Spa accepts no liability for decisions taken, or systems-related or other work carried out by any party based on this document. The publication of this document does not represent solicitation, by Borsa Italiana, of public saving and is not to be considered as a recommendation by Borsa Italiana as to the suitability of the investment, if any, herein described.

© May 2020 Borsa Italiana S.p.A. All rights reserved.