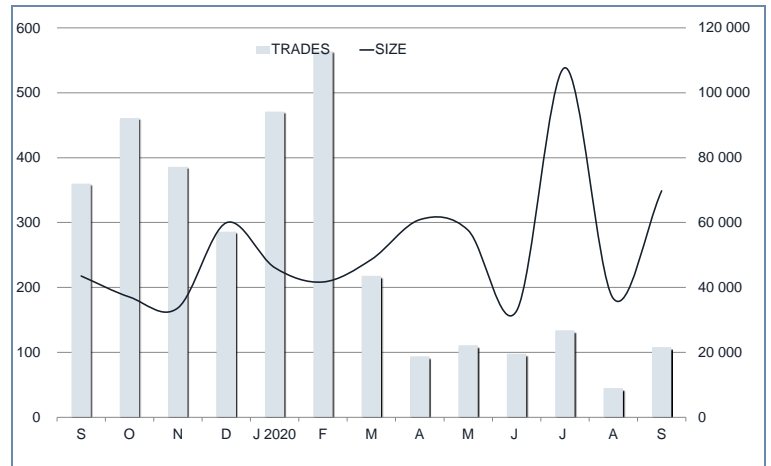
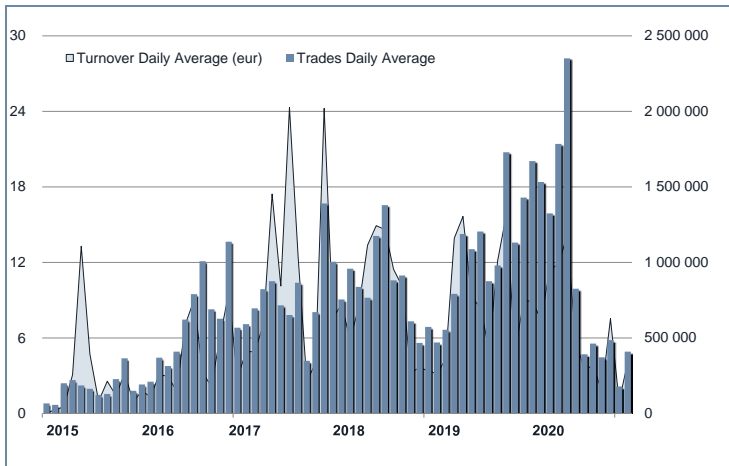


ATFund Statistics
September 2020
TRADING EVOLUTION

MAIN INDICATORS
LISTED FUNDS

	LISTED END OF MONTH	AUM in MT	
		eur m 31/08/2020	eur m 30/09/2020
CORPORATE AND GOV. BOND	23	54.79	54.43
DEVELOPED MARKETS	27	38.09	38.05
EMERGING	1	0.21	0.21
STYLE			
OTHERS	47	304.26	301.49
TOTAL	98	397.35	394.17

TRADING

	AUGUST 2020	SEPTEMBER 2020	JAN - SEP 2020
	Turnover eur m	Turnover eur m	Turnover eur m
CORPORATE AND GOV. BOND	0.4	1.6	14.1
DEVELOPED MARKETS	0.0	0.4	6.3
EMERGING	0.0	0.0	0.2
STYLE			0.4
OTHERS	1.2	5.6	73.8
TOTAL	1.6	7.5	94.78

MOST TRADED IN THE MONTH BY TURNOVER

Name	Trading Code	ISIN	TURNOVER	
			eur m	% TOT
1 NEW MILLEN MULTI ASSET OPPORTUN CLASSE L	NMMAO	LU1363165751	1.87	24.8%
2 OPEN CAPITAL PROFESSIONAL	OCPPPI	IT0005279754	1.52	20.1%
3 OPEN CAPITAL TOTAL RETURN CLASSE L	OCPTR	IT0005279515	0.63	8.4%
4 ACOMEA LIQUIDITA' CLASSE Q2	ACALIQ	IT0005090854	0.48	6.4%
5 PHARUS SICAV - BEST REGULATED COMPANIES	PHSTED	LU1868872802	0.40	5.3%
6 COMPAM FUND FLEXIBLE BOND CLASSE Q	COMPFO	LU1472302576	0.33	4.3%
7 PHARUS LIQUIDITY CLASS Q	PHSLQ	LU1136401384	0.30	4.0%
8 NEW MILLENNIUM BALANC WORLD CONSERVAT L	NMBWC	LU1148874552	0.29	3.9%
9 ALESSIA - VOLCOR BETA ZERO CLASS Q	AVBZ01	LU1238726811	0.21	2.7%
10 ACOMEA PATRIMONIO AGGRESSIVO CLASSE Q2	ACAAGG	IT0005091084	0.17	2.3%

MOST TRADED IN THE YEAR BY TURNOVER

Name	Trading Code	ISIN	TURNOVER	
			eur m	% TOT
1 TORO FUND A	TOROLD	IE00BKTPJF31	21.75	22.9%
2 OPEN CAPITAL TOTAL RETURN CLASSE L	OCPTR	IT0005279515	17.73	18.7%
3 NEW MILLEN MULTI ASSET OPPORTUN CLASSE L	NMMAO	LU1363165751	11.33	11.9%
4 OPEN CAPITAL PROFESSIONAL	OCPPPI	IT0005279754	4.86	5.1%
5 PHARUS LIQUIDITY CLASS Q	PHSLQ	LU1136401384	4.76	5.0%
6 ACOMEA LIQUIDITA' CLASSE Q2	ACALIQ	IT0005090854	2.73	2.9%
7 WOODPECKER - FLEXIBLE ROCK CLASSE T	WPCROC	LU1271869874	2.43	2.6%
8 ACOMEA PATRIMONIO AGGRESSIVO CLASSE Q2	ACAAGG	IT0005091084	2.14	2.3%
9 PHARUS ALGO FLEX CLASS Q	PHSAFQ	LU1136402788	1.95	2.1%
10 PHARUS SICAV - BEST REGULATED COMPANIES	PHSTED	LU1868872802	1.91	2.0%

What is ATFund (@Fund)

ATFund is a multilateral trading facilities (MTF) for open-end funds.

Clients can enter buy and sell orders between 8:00 a.m. and 10:55 a.m. Orders must indicate the quantity only.

Between 10:55 and 11 a.m. only the Appointed Intermediary can insert orders to execute the imbalance between buy and sell quantities. Trades are concluded within one minute after 11 a.m.

Contracts concluded at T are valued the following day (T+1) with the NAV (in Euro) as of day T provided by the issuers of listed funds by the cut-off time (5:00 pm).

Trades, valued at NAV, are settled in Monte Titoli the third day following the conclusion of contracts (T+3).

News:

ATFund AUM reached €394.17m

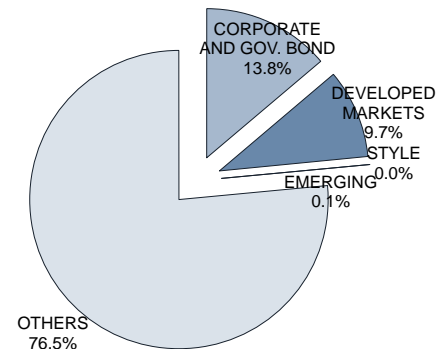
Note: ATFund figures are included in the ETFPlus until September 2018

	TURNOVER	AUGUST 2020		SEPTEMBER 2020		YEAR 2020			
		Trades	Turnover eur m	Trades	Turnover eur m	Trades	% TOT	Turnover eur m	% TOT
0	20 000	26	0.10	56	0.45	1 220	1	4	0
20 000	50 000	8	0.29	23	0.60	217	0	7	0
50 000	100 000	7	0.49	8	0.58	146	0	11	0
100 000	500 000	4	0.76	18	3.53	231	0	50	1
500 000		0	-	3	2.37	29	0	23	0
	TOTAL	45	1.65	108	7.54	1 843		95	

FOCUS

FUNDS WITH HIGHEST TURNOVER				
MONTH	NAME	TRADING CODE	ISIN	EUR
SEPTEMBER	OPEN CAPITAL TOTAL RETURN CLASSE L	OCPTR	IT0005279515	5 679 115
OCTOBER	NEW MILLEN MULTI ASSET OPPORTUN CLASSE L	NMMAO	LU1363165751	4 050 294
NOVEMBER	OPEN CAPITAL TOTAL RETURN CLASSE L	OCPTR	IT0005279515	4 979 184
DECEMBER	COMPAM FUND FLEXIBLE BOND CLASSE Q	COMFB0	LU1472302576	5 631 606
JANUARY 2020	TORO FUND A	TOROLD	IE00BKTPJF31	6 060 557
FEBRUARY	TORO FUND A	TOROLD	IE00BKTPJF31	7 416 904
MARCH	OPEN CAPITAL TOTAL RETURN CLASSE L	OCPTR	IT0005279515	2 498 697
APRIL	BASE INV FLEX LOW RISK EXPOS CLASS EUR L	FLEXLO	LU1242466875	1 005 750
MAY	PHARUS LIQUIDITY CLASS Q	PHSLQ	LU1136401384	1 738 872
JUNE	OPEN CAPITAL TOTAL RETURN CLASSE L	OCPTR	IT0005279515	1 818 715
JULY	TORO FUND A	TOROLD	IE00BKTPJF31	7 584 224
AUGUST	PHARUS LIQUIDITY CLASS Q	PHSLQ	LU1136401384	318 798
SEPTEMBER	NEW MILLEN MULTI ASSET OPPORTUN CLASSE L	NMMAO	LU1363165751	1 869 352

AUM BY ASSET CLASS



MAIN INDICATORS - DEVELOPED MARKETS

Name	Trading Code	ISIN	31/08/2020	Reference Price 30/09/2020	Var %	SEPTEMBER 2020 trades	SEPTEMBER 2020 Turnover €	JAN - SEP 2020 trades	JAN - SEP 2020 Turnover €
1 8A+ EIGER - CLASSE Q	8AECQ	IT0005114530	98.532	98.014	-0.5%	-	-	14	836 339
2 8A+ GRAN PARADISO - CLASSE Q	8AGCQ	IT0005137770	84.04	84.924	1.1%	-	-	-	-
3 ACOMEA AMERICA CLASSE Q2	ACAAME	IT0005091142	21.463	20.907	-2.6%	-	-	31	25 285
4 ACOMEA ASIA PACIFICO CLASSE Q2	ACAAPA	IT0005091183	5.926	5.996	1.2%	1	2 390	60	53 611
5 ACOMEA EUROPA CLASSE Q2	ACAEUP	IT0005091167	14.212	13.571	-4.5%	-	-	50	15 659
6 ACOMEA GLOBALE CLASSE Q2	ACAGLO	IT0005091100	13.489	13.234	-1.9%	-	-	56	289 500
7 ACOMEA ITALIA CLASSE Q2	ACAITA	IT0005091233	20.361	19.806	-2.7%	1	12 197	114	34 168
8 ALBEMARLE TARGET EUROPE - CLASS X	ATLTEU	IE00BYZZQ212	-	-	-	-	-	-	-
9 ALBEMARLE TARGET ITALY - CLASS X	ATLTIT	IE00BYZZPY67	-	-	-	-	-	-	-
10 ALBEMARLE TARGET ITALY HEDGED - CLASS X	ATLTIH	IE00BDHF6114	-	-	-	-	-	-	-
11 ALESSIA - VOLCOR BETA ZERO CLASS Q	AVBZ01	LU1238726811	112.72	114.28	1.4%	2	206 270	15	421 570
12 APSLEY FUND ICAV - OPTIMA STAR FUND	OPTMSF	IE00BDZ9X585	106.15	106.024	-0.1%	-	-	1	99
13 ATOMO MADE IN ITALY FUND - CLASSE L	ATMMIF	LU1391064828	119.32	114.37	-4.1%	-	-	2	213 190
14 COMPAM ACTIVE EQUITY SELECTION CLASSE Q	COMAES	LU1275426606	112.586	108.852	-3.3%	-	-	4	671
15 COMPAM ACTIVE GLOBAL LONG SHORT	COMAEE	LU1275425897	88.623	86.548	-2.3%	-	-	-	-
16 COMPAM FUND - SB EQUITY CLASSE Q	COMSBE	LU1275426275	131.773	131.555	-0.2%	3	23 394	8	52 339
17 COMPAM FUND ACTIVE GLOBAL EQUITY	COMGEQ	LU1783934646	-	-	-	-	-	-	-
18 DIAMAM SICAV MATHEMATICS EUR CLASS P	DIAMAM	LU0277563010	-	-	-	-	-	3	5 039
19 FINLABO DYNAMIC EQUITY - CLASSE L	FINLDE	LU1397788552	86.37	84.61	-2.0%	-	-	4	433 391
20 NEW MILLENNIUM EURO EQUITIES CLASSE L	NMEE	LU1148873406	61.01	59.77	-2.0%	-	-	1	9 539
21 NEW MILLENNIUM GLOBAL EQUITIES EUR HED L	NMGE	LU1148873588	111.21	108.4	-2.5%	-	-	-	-
22 PHARUS GLOBAL VALUE EQUITY CLASS Q	PSGVQ	LU1371515534	129.1	128.39	-0.5%	-	-	3	470 103
23 PHARUS GLOBAL VALUE EQUITY CLASS QH	PSGVQH	LU1371515880	129.14	127.5	-1.3%	-	-	13	328 697
24 PHARUS GLOBAL VALUE EQUITY CLASS QHD	PSGQHD	LU1574104151	109.16	106.23	-2.7%	-	-	3	340 070
25 PHARUS INTERNATIONAL EQUITY QUANT CLASS Q	PHSIEQ	LU1136402192	102.54	101.78	-0.7%	-	-	4	139 397
26 PHARUS SICAV ELECTRIC MOBILITY NICHES	PHSEMN	LU1867072495	109.48	109.44	0.0%	1	4 575	12	307 330
27 PHARUS SICAV EUROPE TOTAL RETURN CLASS Q	PSEAFQ	LU1437803767	107.08	107.71	0.6%	2	161 653	12	439 949
28 PHARUS SICAV NEXT REVOLUTION CLASS Q	PHSVQ	LU1136401970	126.52	123.89	-2.1%	-	-	19	54 271
29 QUAESTIO - PIR SMALL CAP	QPIRSC	IT0005345373	-	-	-	-	-	-	-
30 VG SICAV EUROPEAN EQUITY FUND CLASSE L	VEUEUQ	LU1501201872	-	-	-	-	-	-	-
31 VG SICAV US EQUITY FUND CLASSE L	VGUSEQ	LU1501194218	-	-	-	-	-	-	-
32 VG SICAV WORLD EQUITY FUND CLASSE L	VGWUEQ	LU1501196932	-	-	-	-	-	-	-
33 WOODPECKER - BALANCED BRAVE CLASSE T	WPCBRA	LU1271869445	-	-	-	-	-	9	1 815 227
34 WOODPECKER - PURE EQUITY CLASSE T	WPCPEQ	LU1271869791	-	-	-	-	-	1	3 032

MAIN INDICATORS - CORPORATE AND GOV. BOND

Name	Trading Code	ISIN	31/08/2020	Reference Price 30/09/2020	Var %	SEPTEMBER 2020 Trades	Turnover €	JAN - SEP 2020 Trades	Turnover €
1 ACOMEA BREVE TERMINE CLASSE Q2	ACABRT	IT0005090870	16.92	16.781	-0.8%	4	62 045	97	1 818 869
2 ACOMEA EUROBLAZIONARIO CLASSE Q2	ACAEUO	IT0005090896	20.962	20.569	-1.9%	1	695	84	530 254
3 ACOMEA LIQUIDITA' CLASSE Q2	ACALIQ	IT0005090854	9.149	9.137	-0.1%	4	483 860	28	2 727 785
4 ACOMEA PERFORMANCE CLASSE Q2	ACAPER	IT0005090912	24.735	24.139	-2.4%	1	147 128	26	1 711 812
5 AISM LOW VOLATILITY FUND - E PLUS	AISMLV	LU1280406684	82.67	83.33	0.8%	-	-	6	136 610
6 BASE INV BONDS VALUE CLASS EUR L	BONVAL	LU1242466289	117.34	116.64	-0.6%	-	-	27	27 923
7 COMPAM FUND - SB BOND CLASSE Q	COMSBB	LU1275426432	102.52	102.656	0.1%	1	20 034	5	272 609
8 COMPAM FUND FLEXIBLE BOND CLASSE Q	COMFBO	LU1472302576	101.245	100.854	-0.4%	9	327 767	22	1 145 664
9 DIAMAN SICAV DYNAMIC INCOME CLASS P	DIABZB	LU0277562558	-	-	-	-	-	-	-
10 DIAMAN SICAV TARGET STRATEGY CLASS P	DIAMTS	LU1172430875	-	-	-	-	-	-	-
11 INVESTIMENTI SOSTENIBILI LIFEGATE	LGINVS	IT0005216709	103.359	103.514	0.1%	-	-	2	11 022
12 NEW MILLEN EVERG GL HI YLD BOND CLASSE L	NMEGH	LU1363165918	83.5	83.6	0.1%	-	-	-	-
13 NEW MILLENNIUM AUGUST HIGH QUALIT BOND L	NMHQB	LU1148873745	153.75	153.92	0.1%	-	-	-	-
14 NEW MILLENNIUM AUGUSTUM CORPORATE BOND L	NMCB	LU1148874396	230.12	229.04	-0.5%	-	-	3	172 567
15 NEW MILLENNIUM EURO BONDS SHORT TERM L	NMEBST	LU1148873661	136.95	137	0.0%	1	71 224	2	109 666
16 NEW MILLENNIUM EX EUR HIGH QUALIT BOND L	NMEHQ	LU1148873828	104.82	105.77	0.9%	-	-	1	29 278
17 NEW MILLENNIUM INFLAT LINK BOND EUROP L	NMILB	LU1148874040	107.85	107.72	-0.1%	-	-	3	8 476
18 NEW MILLENNIUM ITALIAN DIVERSIF BOND L	NMIDB	LU1148874479	135.7	134.99	-0.5%	1	4 999	6	30 044
19 NEW MILLENNIUM LARGE EUROPE CORPORATE L	NMLEC	LU1148874123	144.9	144.99	0.1%	-	-	1	21 978
20 PHARUS BOND OPPORTUNITIES CLASS Q	PHSBOO	LU1136401111	97.66	97.66	0.0%	-	-	10	209 980
21 PHARUS LIQUIDITY CLASS Q	PHSLQ	LU1136401384	102.08	102.11	0.0%	2	301 431	15	4 764 721
22 PHARUS MARZOTTO ACTIVE BOND Q	PHSMAB	LU1371515021	-	-	-	-	-	-	2 049
23 PHARUS TARGET CLASS Q	PHSTQ	LU1136402432	73.91	73.37	-0.7%	1	138 150	11	324 902
24 PLURIMA GLOBAL STAR RETURN FUND A LISTED	POGSRF	IE00B2Z2R401	-	-	-	-	-	-	-
25 VG SICAV GLOBAL BOND CLASSE L	VGLLBD	LU1501204389	-	-	-	-	-	-	-

MAIN INDICATORS - EMERGING, STYLE AND OTHERS

Name	Trading Code	ISIN	31/08/2020	Reference Price 30/09/2020	Var %	SEPTEMBER 2020 Trades	Turnover €	JAN - SEP 2020 Trades	Turnover €
1 8A+ LATEMAR - CLASSE Q	8ALDQ	IT0005114522	100.411	99.138	-1.3%	-	-	-	-
2 ACOMEA FONDO ETF ATTIVO CLASSE Q2	ACAEAT	IT0005090938	-	-	-	-	-	12	833 855
3 ACOMEA PAESI EMERGENTI CLASSE Q2	ACAFEM	IT0005091126	7.827	7.755	-0.9%	1	4 688	63	180 544
4 ACOMEA PATRIMONIO AGGRESSIVO CLASSE Q2	ACAAGG	IT0005091084	4.259	4.179	-1.9%	1	174 880	77	2 142 084
5 ACOMEA PATRIMONIO DINAMICO CLASSE Q2	ACADIN	IT0005091068	5.825	5.741	-1.4%	2	164 798	62	803 657
6 ACOMEA PATRIMONIO ESENTE CLASSE Q2	ACAESE	IT0005252801	5.347	5.276	-1.3%	-	-	6	24 224
7 ACOMEA PATRIMONIO PRUDENTE CLASSE Q2	ACAPRU	IT0005091019	6.889	6.722	-2.4%	1	24 512	62	66 731
8 ALESSIA - ABSOLUTE RETURN MACRO CLASS Q	AARM01	LU123726654	105	104.82	-0.2%	-	-	3	563 657
9 AMAGIS DYNAMIC ALLOC TOT RET FUND L1 EUR	ADA113	MT7000015665	91.3	89.81	-1.6%	-	-	8	122 101
10 AGA COLOMBO EXTRA RETURN FUND CLASS D	CXR	MT7000024006	74.8283	74.3091	-0.7%	1	38 098	21	832 711
11 ATOMO CARPINUS - CLASSE L	ATMCAR	LU1391065718	-	-	0.0%	-	-	1	479 080
12 ATOMO GLOBAL RETURN - CLASSE L	ATMGLR	LU1391065395	83.83	82.11	-2.1%	5	50 006	27	665 130
13 ATOMO MULTI STRATEGY - CLASSE L	ATMMST	LU1391065478	110.19	110.16	0.0%	1	25 428	5	214 616
14 ATOMO PLAB FLEX ABSOLUTE FUND - CLASSE L	ATMPLF	LU1391065551	100.05	99.02	-1.0%	-	-	-	-
15 BASE INV BONDS MULTICURRENCY CLASS EUR L	BONMUL	LU1242466446	94.72	93.17	-1.6%	-	-	-	-
16 BASE INV FLEX LOW RISK EXPOS CLASS EUR L	FLEXLO	LU1242466875	103.66	103.05	-0.6%	-	-	15	1 012 905
17 COMPAM ACTIVE MARKET NEUTRAL CLASSE Q	COMAMN	LU1275426788	-	-	-	-	-	5	405 141
18 COMPAM FUND - SB FLEXIBLE CLASSE Q	COMSFB	LU1275426358	98.3	97.446	-0.9%	-	-	-	-
19 COMPAM FUND ACTIVE BOND PLUS	COMABP	LU2039855171	-	-	-	-	-	-	-
20 COMPAM FUND DOUBLE ACTION FOCUS	COMDAF	LU1922028813	-	-	-	-	-	11	29 708
21 COMPAM FUND GLOBAL FLEXIBLE BLEND	COMGFB	LU1769738383	92.371	91.283	-1.2%	-	-	4	201 071
22 COMPAM FUND SB CONVEX CLASSE Q	COMSBC	LU1468873846	159.087	150.781	-5.2%	7	139 211	19	283 347
23 COMPAM GLOBAL DIVERSIFIED CLASSE Q	COMGDD	LU1275426515	90.553	90.434	-0.1%	-	-	-	-
24 EUREGIO+ GENERATION DYNAMIC PIR	PGDYP	IT0005347585	-	-	0.0%	-	-	-	-
25 FCS FLEX ABLE GROWTH PLUS FUND CLASS B	FLEXAP	LU1720052098	59.34	58.24	-1.9%	-	-	-	-
26 HPS BASIC FUND CLASSE Q EUR	HPSBAS	LU1176781729	13.83	14.1	2.0%	-	-	5	10 617
27 INTERMONTE FLEXIBLE EUROPE	INTFE	LU1688213104	10.08	10.01	-0.7%	-	-	5	353 382
28 LUXBRIDGE SICAV - JCI FX MACRO	JCFXMA	LU1882532614	-	-	-	-	-	1	43 659
29 METHOD ATTRAC GLOB OPPORTUN LIST ACC EUR	MAGO	LU1322032373	-	-	-	-	-	-	-
30 MULTI STAR SICAV - HEARTH ETHICAL FUND	MSHEEQ	LU1838949607	101.85	100.93	-0.9%	-	-	1	9 966
31 MULTISTARS SICAV-ALFASUSTAINABLEMEGATREN	MSOCCO	LU1838949516	101.05	101.54	0.5%	-	-	2	20 184
32 NEW MILLEN MULTI ASSET OPPORTUN CLASSE L	NMMAO	LU1363165751	100.16	99.86	-0.3%	9	1 869 352	90	11 325 366
33 NEW MILLENNIUM AUGUSTUM MARKET TIMING L	NMMT	LU1148874636	111.64	111.1	-0.5%	-	-	-	-
34 NEW MILLENNIUM BALANC WORLD CONSERVAT L	NMBWC	LU1148874552	158.46	158	-0.3%	1	291 616	8	768 379
35 NEW MILLENNIUM PIR BILANCIATO SIST ITA L	NMPBSI	LU1602468800	96.17	96.17	0.0%	-	-	1	14 511
36 NEW MILLENNIUM VOLACTIVE CLASSE L	NMVOL	LU1148874800	104.63	102.85	-1.7%	-	-	1	2 686
37 OPEN CAPITAL PROFESSIONAL	OCCPI	IT0005279754	89.971	88.49	-1.6%	11	1 516 291	54	4 863 041
38 OPEN CAPITAL TOTAL RETURN CLASSE L	OCCPTR	IT0005279515	106.299	105.519	-0.7%	9	629 698	185	17 729 081
39 PHARUS ABSOLUTE RETURN CLASS Q	PHSARO	LU1136401467	107.17	106.04	-1.1%	5	40 732	18	415 286
40 PHARUS ALGO FLEX CLASS Q	PHSAFO	LU1136402788	93.32	92.71	-0.7%	5	100 257	68	1 949 841
41 PHARUS ASIAN NICHES	PHSAN	LU1867072735	92.01	90.38	-1.8%	-	-	16	626 946
42 PHARUS GLOB DYNAM OPPORTUNITIES CLASS Q	PHSGOO	LU1136402945	-	-	-	-	-	1	74 920
43 PHARUS MARZOTTO ACTIVE DIVERSIFIED Q	PHSMAD	LU1371515294	-	-	-	-	-	1	1 873
44 PHARUS SICAV - BEST REGULATED COMPANIES	PHSTED	LU1868872802	95.67	95.12	-0.6%	3	398 700	16	1 908 787
45 PHARUS SOUTHERN EUROPE CLASS Q	PHSSE	LU1578646625	-	-	-	-	-	-	-
46 PHARUS TREND PLAYER CLASS Q	PHSTPD	LU1253967847	157.43	155.3	-1.4%	5	54 320	5	54 320
47 PLURIMA STRATEGY PORTFOLIO A LISTED	PPSPFO	IE00BDVKKX98	-	10.903	n.a.	-	-	2	44 418
48 SELECTRA J. LAMARCK BIOTECH CLASS D	SELJLB	LU1246176264	132.95	130.86	-1.6%	4	32 509	30	359 046
49 SELECTRA J. LAMARCK PHARMA CLASS D	SELJLP	LU1246176850	89.72	89.08	-0.7%	-	-	5	31 873
50 SUMUS STRATEGIC FUND CLASS Q EUR	HPSDYN	LU1176783774	10.9	10.81	-0.8%	1	2 793	11	246 416
51 TIMEO BEST GLOBAL MANAGERS FLEX EQUITY	TMSBEO	LU1850436491	98.47	98.47	-0.2%	1	10 348	4	537 472
52 TORO FUND A	TOROLD	IE00BKJFJ31	-	57.257	n.a.	-	-	113	21 747 612
53 UCAPITAL MULTI ALPHA PLUS FUND A LISTED	PMLPFP	IE00BV9H9S99	-	8.208	n.a.	-	-	-	-
54 VARENNE VALEUR QUOTA IT	VVAITA	FR0013216991	107.87	107.92	0.0%	-	-	-	-
55 WOODPECKER - FLEXIBLE ROCK CLASSE T	WPCROC	LU1271869874	-	-	-	-	-	9	2 434 833

Markets Analysis
Piazza degli Affari, 6 - 20123 Milano
T +39 02 724261 | Fax +39 02 8646.4323
e-mail: markets_analysis@borsaitaliana.it
www.borsaitaliana.it

 **London**
Stock Exchange Group

This document contains text, data, graphics, photographs, illustrations, artwork, names, logos, trade marks, service marks and information ("Information") connected with Borsa Italiana S.p.A. ("Borsa Italiana"). All reasonable efforts have been made to ensure that the Information in this document was correct at the time of publication. However, Borsa Italiana Spa accepts no liability for decisions taken, or systems-related or other work carried out by any party based on this document. The publication of this document does not represent solicitation, by Borsa Italiana, of public saving and is not to be considered as a recommendation by Borsa Italiana as to the suitability of the investment, if any, herein described.