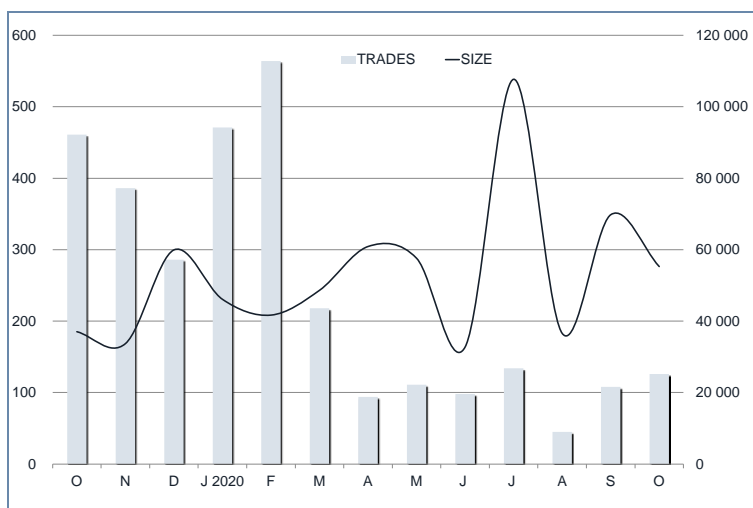
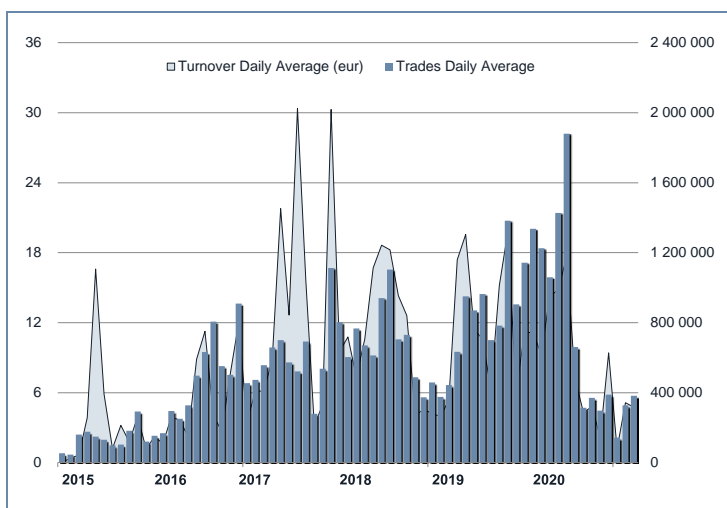


ATFund Statistics

October 2020

TRADING EVOLUTION



MAIN INDICATORS

LISTED FUNDS				TRADING			
LISTED END OF MONTH	AUM in MT eur m 30/09/2020	eur m 30/10/2020		SEPTEMBER 2020 Turnover eur m	OCTOBER 2020 Turnover eur m	JAN - OCT 2020 Turnover eur m	
CORPORATE AND GOV. BOND	23	54.43	54.77				14.50
DEVELOPED MARKETS	27	38.05	34.21		1.56	0.44	9.40
EMERGING	1	0.21	0.20		0.41	3.11	0.18
STYLE					0.00	0.00	0.4
OTHERS	47	301.49	298.14		5.56	3.41	77.26
TOTAL	98	394.17	387.32	TOTAL	7.54	6.97	101.74

MOST TRADED IN THE MONTH BY TURNOVER

Name	Trading Code	ISIN	TURNOVER	
			eur m	% TOT
1 PHARUS GLOBAL VALUE EQUITY CLASS QH	PSGVQH	LU1371515880	2.85	41.0%
2 OPEN CAPITAL TOTAL RETURN CLASSE L	OCPTR	IT0005279515	1.56	22.3%
3 NEW MILLEN MULTI ASSET OPPORTUN CLASSE L	NMMAO	LU1363165751	0.63	9.0%
4 OPEN CAPITAL PROFESSIONAL	OCPP1	IT0005279754	0.57	8.2%
5 COMPAM FUND FLEXIBLE BOND CLASSE Q	COMFBO	LU1472302576	0.36	5.2%
6 COMPAM FUND GLOBAL FLEXIBLE BLEND	COMGFB	LU1769738383	0.13	1.8%
7 PHARUS GLOBAL VALUE EQUITY CLASS QHD	PSGQHD	LU1574104151	0.11	1.6%
8 ATOMO MULTI STRATEGY - CLASSE L	ATMMST	LU1391065478	0.10	1.5%
9 PHARUS SICAV - BEST REGULATED COMPANIES	PHSTED	LU1868872802	0.10	1.4%
10 PHARUS SICAV EUROPE TOTAL RETURN CLASS Q	PSEAFQ	LU1437803767	0.09	1.2%

MOST TRADED IN THE YEAR BY TURNOVER

Name	Trading Code	ISIN	TURNOVER	
			eur m	% TOT
1 TORO FUND A	TOROLD	IE008KTPJF31	21.75	21.4%
2 OPEN CAPITAL TOTAL RETURN CLASSE L	OCPTR	IT0005279515	19.28	19.0%
3 NEW MILLEN MULTI ASSET OPPORTUN CLASSE L	NMMAO	LU1363165751	11.95	11.7%
4 OPEN CAPITAL PROFESSIONAL	OCPP1	IT0005279754	5.44	5.3%
5 PHARUS LIQUIDITY CLASS Q	PHSLQ	LU1136401384	4.77	4.7%
6 PHARUS GLOBAL VALUE EQUITY CLASS QH	PSGVQH	LU1371515880	3.18	3.1%
7 ACOMEA LIQUIDITA' CLASSE Q2	ACALIQ	IT0005090854	2.75	2.7%
8 WOODPECKER - FLEXIBLE ROCK CLASSE T	WPCR0C	LU1271869874	2.43	2.4%
9 ACOMEA PATRIMONIO AGGRESSIVO CLASSE Q2	ACAAGG	IT0005091084	2.15	2.1%
10 PHARUS ALGO FLEX CLASS Q	PHSAFQ	LU1136402788	2.01	2.0%

What is ATFund (@Fund)

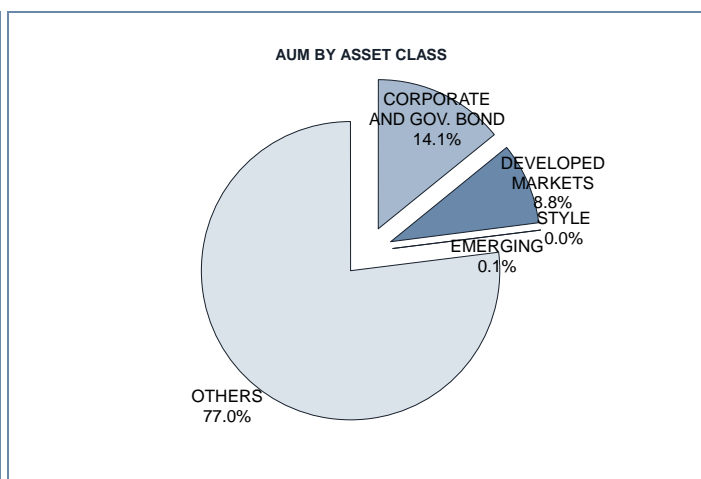
ATFund is a multilateral trading facilities (MTF) for open-end funds. Clients can enter buy and sell orders between 8:00 a.m. and 10:55 a.m. Orders must indicate the quantity only. Between 10:55 and 11 a.m. only the Appointed Intermediary can insert orders to execute the imbalance between buy and sell quantities. Trades are concluded within one minute after 11 am. Contracts concluded at T are valued the following day (T+1) with the NAV (in Euro) as of day T provided by the issuers of listed funds by the cut-off time (5:00 pm). Trades, valued at NAV, are settled in Monte Titoli the third day following the conclusion of contracts (T+3).

News:
ATFund AUM reached €387.32m

TURNOVER		SEPTEMBER 2020		OCTOBER 2020		YEAR 2020			
		Trades	Turnover eur m	Trades	Turnover eur m	Trades	% TOT	Turnover eur m	% TOT
0	20 000	56	0.45	73	0.37	1 293	65.7%	4	4.3%
20 000	50 000	23	0.60	24	0.70	241	12.2%	8	7.8%
50 000	100 000	8	0.58	16	1.11	162	8.2%	12	11.4%
100 000	500 000	18	3.53	11	2.21	242	12.3%	52	51.3%
500 000		3	2.37	2	2.59	31	1.6%	26	25.2%
TOTAL		108	7.54	126	6.97	1 969		102	

FOCUS

FUNDS WITH HIGHEST TURNOVER					
MONTH	NAME	TRADING CODE	ISIN	EUR	
OCTOBER	NEW MILLEN MULTI ASSET OPPORTUN CLASSE L	NMMAO	LU1363165751	4 050 294	
NOVEMBER	OPEN CAPITAL TOTAL RETURN CLASSE L	OCPTR	IT0005279515	4 979 184	
DECEMBER	COMPAM FUND FLEXIBLE BOND CLASSE Q	COMFBO	LU1472302576	5 631 606	
JANUARY 2020	TORO FUND A	TOROLD	IE00BKTPJF31	6 060 557	
FEBRUARY	TORO FUND A	TOROLD	IE00BKTPJF31	7 416 904	
MARCH	OPEN CAPITAL TOTAL RETURN CLASSE L	OCPTR	IT0005279515	2 498 697	
APRIL	BASE INV FLEX LOW RISK EXPOS CLASS EUR L	FLEXLO	LU1242466875	1 005 750	
MAY	PHARUS LIQUIDITY CLASS Q	PHSLQ	LU1136401384	1 738 872	
JUNE	OPEN CAPITAL TOTAL RETURN CLASSE L	OCPTR	IT0005279515	1 818 715	
JULY	TORO FUND A	TOROLD	IE00BKTPJF31	7 584 224	
AUGUST	PHARUS LIQUIDITY CLASS Q	PHSLQ	LU1136401384	318 798	
SEPTEMBER	NEW MILLEN MULTI ASSET OPPORTUN CLASSE L	NMMAO	LU1363165751	1 869 352	
OCTOBER	PHARUS GLOBAL VALUE EQUITY CLASS QH	PSGVQH	LU1371515880	2 853 462	



MAIN INDICATORS - DEVELOPED MARKETS

Name	Trading Code	ISIN	Reference Price			OCTOBER 2020		JAN - OCT 2020	
			30/09/2020	30/10/2020	Var %	trades	Turnover €	trades	Turnover €
1 8A+ EIGER - CLASSE Q	8AECQ	IT0005114530	98.014	89.426	-8.8%	2	2 014	16	838 352
2 8A+ GRAN PARADISO - CLASSE Q	8AGCQ	IT0005137770	84.924	83.683	-1.5%	-	-	-	-
3 ACOMEA AMERICA CLASSE Q2	ACAAME	IT0005091142	20.907	20.513	-1.9%	-	-	31	25 285
4 ACOMEA ASIA PACIFICO CLASSE Q2	ACAAPA	IT0005091183	5.996	5.974	-0.4%	1	4 297	61	57 909
5 ACOMEA EUROPA CLASSE Q2	ACAEP	IT0005091167	13.571	12.775	-5.9%	-	-	50	15 659
6 ACOMEA GLOBALE CLASSE Q2	ACAGLO	IT0005091100	13.234	12.886	-2.6%	1	40	57	289 539
7 ACOMEA ITALIA CLASSE Q2	ACAITA	IT0005091233	19.806	18.239	-7.9%	2	25 642	116	59 810
8 ALBEMARLE TARGET EUROPE - CLASS X	ATLTEU	IE00BYZZQ212	-	-	-	-	-	-	-
9 ALBEMARLE TARGET ITALY - CLASS X	ATLITI	IE00BYZZPY67	-	-	-	-	-	-	-
10 ALBEMARLE TARGET ITALY HEDGED - CLASS X	ATLTHI	IE00BDHF6114	-	-	-	-	-	-	-
11 ALESSIA - VOLCOR BETA ZERO CLASS Q	AVBZ01	LU1238726811	114.28	111.75	-2.2%	1	1 152	16	422 722
12 APSLEY FUND ICAV - OPTIMA STAR FUND	OPTMSF	IE00BDZ9X585	106.024	104.018	-1.9%	-	-	1	99
13 ATOMO MADE IN ITALY FUND - CLASSE L	ATMMIF	LU1391064828	114.37	108.35	-5.3%	-	-	2	213 190
14 COMPAM ACTIVE EQUITY SELECTION CLASSE Q	COMAES	LU1275426606	108.852	101.124	-7.1%	-	-	4	671
15 COMPAM ACTIVE GLOBAL LONG SHORT	COMAEE	LU1275425897	86.548	85.611	-1.1%	-	-	-	-
16 COMPAM FUND - SB EQUITY CLASSE Q	COMSBE	LU1275426275	131.555	129.884	-1.3%	3	7 104	11	59 443
17 COMPAM FUND ACTIVE GLOBAL EQUITY	COMGEQ	LU1783934646	-	-	-	-	-	-	-
18 DIAMAN SICAV MATHEMATICS EUR CLASS P	DIAMAM	LU0277563010	-	-	-	-	-	3	5 039
19 FINLABO DYNAMIC EQUITY - CLASSE L	FINLDE	LU1397788552	84.61	84.71	0.1%	-	-	4	433 391
20 NEW MILLENNIUM EURO EQUITIES CLASSE L	NMEE	LU1148873406	59.77	56.64	-5.2%	-	-	1	9 539
21 NEW MILLENNIUM GLOBAL EQUITIES EUR HED L	NMGE	LU1148873588	108.4	105.42	-2.7%	-	-	-	-
22 PHARUS GLOBAL VALUE EQUITY CLASS Q	PSGVQ	LU1371515534	128.39	128.07	-0.2%	-	-	3	470 103
23 PHARUS GLOBAL VALUE EQUITY CLASS QH	PSGVQH	LU1371515880	127.5	126.48	-0.8%	4	2 853 462	17	3 182 159
24 PHARUS GLOBAL VALUE EQUITY CLASS QHD	PSGVQHD	LU1574104151	106.23	105.46	-0.7%	1	108 060	4	448 130
25 PHARUS INTERNATIONAL EQUITY QUANT CLASS Q	PHSIEQ	LU1136402192	101.78	99.32	-2.4%	-	-	4	139 397
26 PHARUS SICAV ELECTRIC MOBILITY NICHES	PHSEMN	LU1867072495	109.44	109.4	0.0%	1	22 624	13	329 954
27 PHARUS SICAV EUROPE TOTAL RETURN CLASS Q	PSEAFQ	LU1437803767	107.71	104.42	-3.1%	2	87 004	14	526 953
28 PHARUS SICAV NEXT REVOLUTION CLASS Q	PHSVQ	LU1136401970	123.89	121.5	-1.9%	-	-	19	54 271
29 QUAESTIO - PIR SMALL CAP	QPIRSC	IT0005345373	-	-	-	-	-	-	-
30 VG SICAV EUROPEAN EQUITY FUND CLASSE L	VGUEUQ	LU1501201872	-	-	-	-	-	-	-
31 VG SICAV US EQUITY FUND CLASSE L	VGUSEQ	LU1501194218	-	-	-	-	-	-	-
32 VG SICAV WORLD EQUITY FUND CLASSE L	VGWEOQ	LU1501196932	-	-	-	-	-	-	-
33 WOODPECKER - BALANCED BRAVE CLASSE T	WPCBRA	LU1271869445	-	-	-	-	-	9	1 815 227
34 WOODPECKER - PURE EQUITY CLASSE T	WPCPEQ	LU1271869791	-	-	-	-	-	1	3 032

MAIN INDICATORS - CORPORATE AND GOV. BOND

Name	Trading Code	ISIN	30/09/2020	Reference Price 30/10/2020	Var %	OCTOBER 2020		JAN - OCT 2020	
						Trades	Turnover €	Trades	Turnover €
1 ACOMEА BREVE TERMINE CLASSE Q2	ACABRT	IT0005090870	16.781	16.661	-0.7%	11	41 609	108	1 860 478
2 ACOMEА EUROBLIGAZIONARIO CLASSE Q2	ACAEUO	IT0005090896	20.569	20.407	-0.8%	2	3 588	86	533 842
3 ACOMEА LIQUIDITA' CLASSE Q2	ACALIQ	IT0005090854	9.137	9.105	-0.4%	3	19 183	31	2 746 969
4 ACOMEА PERFORMANCE CLASSE Q2	ACAPER	IT0005090912	24.139	23.741	-1.6%	-	-	26	1 711 812
5 AISM LOW VOLATILITY FUND - E PLUS	AISMLV	LU1280406684	83.33	83.11	-0.3%	-	-	6	136 610
6 BASE INV BONDS VALUE CLASS EUR L	BONVAL	LU1242462289	116.84	115.42	-1.0%	-	-	27	27 323
7 COMPAM FUND - SB BOND CLASSE Q	COMSSB	LU1275428432	102.656	103.809	1.1%	-	-	5	272 609
8 COMPAM FUND FLEXIBLE BOND CLASSE Q	COMFBO	LU1472302576	100.854	100.347	-0.5%	10	363 271	32	1 508 935
9 DIAMAN SICAV DYNAMIC INCOME CLASS P	DIAZDB	LU0277562558	-	-	-	-	-	-	-
10 DIAMAN SICAV TARGET STRATEGY CLASS P	DIAMTS	LU1172430875	-	-	-	-	-	-	-
11 INVESTIMENTI SOSTENIBILI LIFE GATE	LGINVS	IT0005215709	103.514	103.637	0.1%	-	-	2	11 022
12 NEW MILLEN EVERG GL HI YLD BOND CLASSE L	NMEGH	LU1363165918	83.6	82.15	-1.7%	-	-	-	-
13 NEW MILLENNIUM AUGUST HIGH QUALIT BOND L	NMHQB	LU1148873745	153.92	154.61	0.4%	-	-	-	-
14 NEW MILLENNIUM AUGUSTUM CORPORATE BOND L	NMVCB	LU1148874396	229.04	229.5	0.2%	-	-	3	172 567
15 NEW MILLENNIUM EURO BONDS SHORT TERM L	NMBSST	LU1148873661	137	137.04	0.0%	-	-	2	109 686
16 NEW MILLENNIUM EX EUR HIGH QUALIT BOND L	NMEXHQ	LU1148873828	105.77	106.63	0.8%	-	-	1	28 278
17 NEW MILLENNIUM INFLAT LINK BOND EUROP L	NMLB	LU1148874040	107.72	108.25	0.5%	-	-	3	8 476
18 NEW MILLENNIUM ITALIAN DIVERSIF BOND L	NMIDB	LU1148874479	134.99	135.33	0.3%	1	4 064	7	34 108
19 NEW MILLENNIUM LARGE EUROPE CORPORATE L	NMLEC	LU1148874123	144.99	145.64	0.4%	-	-	1	21 778
20 PHARUS BOND OPPORTUNITIES CLASS Q	PHSBOQ	LU1136401111	97.66	98.44	0.8%	-	-	10	209 980
21 PHARUS LIQUIDITY CLASS Q	PHSLQ	LU1136401384	102.11	102.51	0.4%	3	8 710	18	4 773 431
22 PHARUS MARZOTTO ACTIVE BOND Q	PHSMAB	LU1371515021	-	-	-	-	-	1	2 049
23 PHARUS TARGET CLASS Q	PHSTQ	LU1136402432	73.37	73.47	0.1%	-	-	11	324 902
24 PLURIMA GLOBAL STAR RETURN FUND A LISTED	POGSRF	IE00B2Z7R401	-	-	-	-	-	-	-
25 VG SICAV GLOBAL BOND CLASSE L	VGGLBD	LU1501204389	-	-	-	-	-	-	-

MAIN INDICATORS - EMERGING, STYLE AND OTHERS

Name	Trading Code	ISIN	30/09/2020	Reference Price 30/10/2020	Var %	OCTOBER 2020		JAN - OCT 2020	
						Trades	Turnover €	Trades	Turnover €
1 8A+ LATEMAR - CLASSE Q	8ALCQ	IT0005114522	99.138	96.631	-2.5%	-	-	-	-
2 ACOMEА FONDO ETF ATTIVO CLASSE Q2	ACAEAT	IT0005090938	-	-	-	-	-	12	833 855
3 ACOMEА PAESI EMERGENTI CLASSE Q2	ACAPEM	IT0005091126	7.755	7.735	-0.3%	1	563	64	181 107
4 ACOMEА PATRIMONIO AGGRESSIVO CLASSE Q2	ACAAGG	IT0005091084	4.179	4.072	-2.6%	2	5 428	79	2 147 513
5 ACOMEА PATRIMONIO DINAMICO CLASSE Q2	ACADIN	IT0005091068	5.741	5.643	-1.7%	2	4 387	64	808 044
6 ACOMEА PATRIMONIO ESSENTE CLASSE Q2	ACAESE	IT0005252801	5.276	5.089	-3.5%	1	5 339	7	29 563
7 ACOMEА PATRIMONIO PRUDENTE CLASSE Q2	ACAPRU	IT0005091019	6.722	6.628	-1.4%	1	395	63	67 126
8 ALESSIA - ABSOLUTE RETURN MACRO CLASS Q	AARM01	LU1238726654	104.82	106.09	1.2%	-	-	3	563 657
9 AMAGIS DYNAMIC ALLOC TOT RET FUND L1 EUR	ADA113	MT7000015665	89.81	89.17	-0.7%	1	4 049	9	126 150
10 AQA COLOMBO EXTRA RETURN FUND CLASS D	CXR	MT7000024006	74.3091	73.8162	-0.7%	1	64 146	22	896 857
11 ATOMO CARPINUS - CLASSE L	ATMCAR	LU1391065718	-	-	-	-	-	2	479 080
12 ATOMO GLOBAL RETURN - CLASSE L	ATMGLR	LU1391065395	82.11	79.45	-3.2%	-	-	27	665 130
13 ATOMO MULTI STRATEGY - CLASSE L	ATMMST	LU1391065478	110.16	106.51	-3.3%	1	101 975	6	316 590
14 ATOMO PLAB FLEX ABSOLUTE FUND - CLASSE L	ATMPLF	LU1391065551	99.02	99.81	0.8%	-	-	-	-
15 BASE INV BONDS MULTICURRENCY CLASS EUR L	BONMUL	LU1242464446	93.17	92.62	-0.6%	-	-	-	-
16 BASE INV FLEX LOW RISK EXPOS CLASS EUR L	FLEXLO	LU1242468775	103.05	103.2	0.1%	1	63 696	16	1 076 601
17 COMPAM ACTIVE MARKET NEUTRAL CLASSE Q	COMAMM	LU1275426788	-	-	-	-	-	5	405 141
18 COMPAM FUND - SB FLEXIBLE CLASSE Q	COMSBF	LU1275426358	97.446	96.258	-1.2%	-	-	-	-
19 COMPAM FUND ACTIVE BOND PLUS	COMABP	LU2039855171	-	-	-	-	-	-	-
20 COMPAM FUND DOUBLE ACTION FOCUS	COMDAF	LU1920289813	-	-	-	-	-	11	28 708
21 COMPAM FUND GLOBAL FLEXIBLE BLEND	COMGFB	LU1769738383	91.283	90.296	-1.1%	2	128 329	6	329 400
22 COMPAM FUND SB CONVEK CLASSE Q	COMSBC	LU1468873846	150.781	146.624	-2.8%	7	28 913	26	312 261
23 COMPAM GLOBAL DIVERSIFIED CLASSE Q	COMGDO	LU1275426515	90.434	88.891	-1.7%	-	-	-	-
24 EUREGIO - GENERATION DYNAMIC PIR	PPGDYP	IT0005347585	-	-	-	-	-	-	-
25 FCS FLEXIBLE GROWTH PLUS FUND CLASS B	FLEXAP	LU1720052098	58.24	55.08	-5.4%	-	-	-	-
26 HPS BASIC FUND CLASSE Q EUR	HPSBAS	LU1176781729	14.1	13.3	-5.7%	-	-	5	10 617
27 INTERMONTE FLEXIBLE EUROPE	INTFE	LU1688213104	10.01	9.7	-3.1%	-	-	5	353 382
28 LUXBRIDGE SICAV - JCI FX MACRO	JCFXMA	LU1882532614	-	-	-	-	-	1	43 659
29 METHOD ATTRAC GLOB OPPORTUN LIST ACC EUR	MAGO	LU1322032373	-	-	-	-	-	-	-
30 MULTI STAR SICAV - HEARTH ETHICAL FUND	MSHEEQ	LU1838949607	100.93	99.13	-1.8%	-	-	1	9 966
31 MULTISTARS SICAV ALP/SUSTAINABLE MEGATREN	MSOCOQ	LU1838949516	101.54	101.17	-0.4%	-	-	2	20 184
32 NEW MILLEN MULTI ASSET OPPORTUN CLASSE L	NMMAO	LU1363165751	99.86	99.02	-0.8%	10	629 241	100	11 954 607
33 NEW MILLENNIUM AUGUSTUM MARKET TIMING L	NMMT	LU1148874636	111.1	111.08	0.0%	-	-	-	-
34 NEW MILLENNIUM BALANC WORLD CONSERVAT L	NMBWC	LU1148874552	158	158.13	0.1%	-	-	8	768 379
35 NEW MILLENNIUM PIR BILANCIATO SIST IT A L	NMPBSI	LU1602468800	96.17	94.37	-1.9%	-	-	1	14 511
36 NEW MILLENNIUM VOLACTIVE CLASSE L	NMVOL	LU1148874800	102.85	104.69	1.8%	-	-	1	2 686
37 OPEN CAPITAL PROFESSIONAL	OCPPI	IT0005279754	88.49	85.714	-3.1%	-	-	70	5 437 461
38 OPEN CAPITAL TOTAL RETURN CLASSE L	OCPTR	IT0005279515	105.519	104.293	-1.2%	18	1 555 810	203	19 284 891
39 PHARUS ABSOLUTE RETURN CLASS Q	PHSARQ	LU1136401467	106.04	104.91	-1.1%	3	52 148	21	467 494
40 PHARUS ALGO FLEX CLASS Q	PHSAFQ	LU1136402788	92.71	91.97	-0.8%	3	62 016	71	2 011 857
41 PHARUS ASIAN NICHES	PHSAN	LU1867027235	90.38	90.98	0.7%	-	-	16	626 946
42 PHARUS GLOB DYNAM OPPORTUNITIES CLASS Q	PHSGOO	LU1136402945	-	-	-	-	-	1	74 920
43 PHARUS MARZOTTO ACTIVE DIVERSIFIED Q	PHSMAD	LU1371515294	-	-	-	-	-	1	1 873
44 PHARUS SICAV - BEST REGULATED COMPANIES	PHSTED	LU1868872802	95.12	94.95	-0.2%	1	100 300	17	2 009 088
45 PHARUS SOUTHERN EUROPE CLASS Q	PHSSE	LU1578646025	-	-	-	-	-	-	-
46 PHARUS TREND PLAYER CLASS Q	PHSTPO	LU1253867847	155.3	154.84	-0.3%	3	15 076	8	69 396
47 PLURIMA STRATEG PORTFO A LISTED	PPSPORF	IE00BDP7XK98	10.963	10.954	0.5%	-	-	2	44 418
48 SELECTRA J. LAMARCK BIOTECH CLASS D	SELALB	LU1240176284	130.86	122.78	-6.2%	2	5 857	32	364 904
49 SELECTRA J. LAMARCK PHARMA CLASS D	SELILP	LU1246178650	89.08	83.88	-5.8%	-	-	5	31 873
50 SUMUS STRATEGIC FUND CLASSE Q EUR	HPSDYN	LU1176783774	10.81	10.77	-0.4%	1	3 170	12	249 585
51 TIMEO BEST GLOBAL MANAGERS FLEX EQUITY	TNSBEQ	LU1850436491	98.47	97.88	-0.6%	1	9 327	5	546 799
52 TORO FUND A	TOROLD	IE00BKTPJF31	57.757	57.796	0.1%	-	-	113	21 747 612
53 UCAPITAL MULTI ALPHA PLUS FUND A LISTED	PMALPF	IE00B9VH9S99	8.208	8.208	0.0%	-	-	-	-
54 VARENNE VALEUR QUOTA IT	VVAITA	FR0013216991	107.92	107.76	-0.1%	-	-	-	-
55 WOODPECKER - FLEXIBLE ROCK CLASSE T	WPCROC	LU1271868974	-	-	-	-	-	9	2 434 833