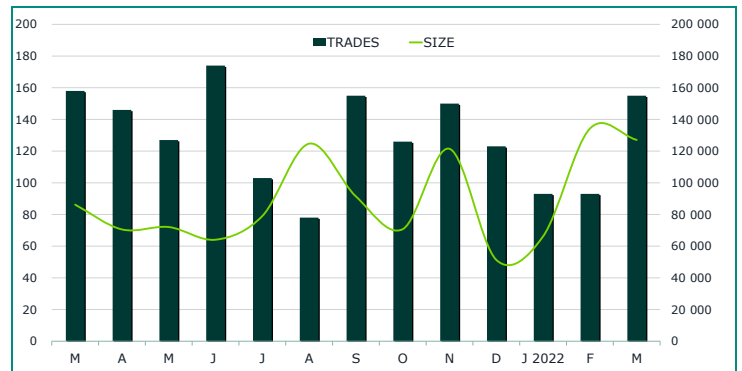
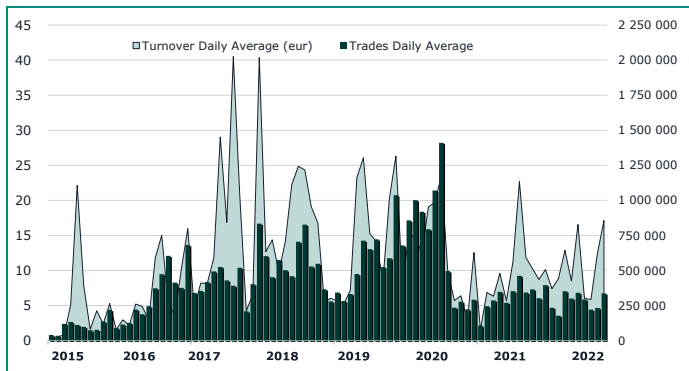


ATFund Statistics
March 2022
TRADING EVOLUTION

MAIN INDICATORS

LISTED FUNDS				TRADING			
LISTED END OF MONTH:	AUM in MT		FEBRUARY 2022 Turnover eur m	MARCH 2022 Turnover eur m	JAN - MAR 2022 Turnover eur m		
	eur m 28/02/2022	eur m 31/03/2022					
CORPORATE AND GOV. BOND	22	43.90	1.7	3.2	8.61		
DEVELOPED MARKETS	22	51.37	0.2	3.6	3.96		
EMERGING	1	0.35	-	0.0	0.00		
STYLE							
OTHERS	39	366.09	10.6	12.9	25.77		
TOTAL	84	461.70	12.48	19.70	38.34		

MOST TRADED IN THE MONTH BY TURNOVER

Name	Trading Code	ISIN	TURNOVER	
			eur m	% TOT
1 OPEN CAPITAL TOTAL RETURN CLASSE L	OCPTR	IT0005279515	3.81	19.3%
2 OPEN CAPITAL PROFESSIONAL	OCPII	IT0005279754	3.10	15.7%
3 PHARUS SICAV EUROPE TOTAL RETURN CLASS Q	PSEAFQ	LU1437803767	2.97	15.1%
4 PHARUS SICAV - BEST REGULATED COMPANIES	PHSTED	LU1868872802	2.45	12.4%
5 COMPAM FUND GLOBAL FLEXIBLE BLEND	COMGFB	LU1769738383	2.28	11.6%
6 COMPAM FUND FLEXIBLE BOND CLASSE Q	COMFBO	LU1472302576	1.94	9.8%
7 ACOMEA EUROBLIGAZIONARIO CLASSE Q2	ACAEUO	IT0005090896	0.53	2.7%
8 ACOMEA PATRIMONIO DINAMICO CLASSE Q2	ACADIN	IT0005091068	0.46	2.3%
9 ACOMEA PERFORMANCE CLASSE Q2	ACAPER	IT0005090912	0.35	1.8%
10 PHARUS ALGO FLEX CLASS Q	PHSAFQ	LU1136402788	0.30	1.5%

MOST TRADED IN THE YEAR BY TURNOVER

Name	Trading Code	ISIN	TURNOVER	
			eur m	% TOT
1 OPEN CAPITAL TOTAL RETURN CLASSE L	OCPTR	IT0005279515	7.93	20.7%
2 OPEN CAPITAL PROFESSIONAL	OCPII	IT0005279754	7.20	18.8%
3 PHARUS SICAV - BEST REGULATED COMPANIES	PHSTED	LU1868872802	3.23	8.4%
4 PHARUS SICAV EUROPE TOTAL RETURN CLASS Q	PSEAFQ	LU1437803767	2.97	7.7%
5 COMPAM FUND FLEXIBLE BOND CLASSE Q	COMFBO	LU1472302576	2.84	7.4%
6 PHARUS LIQUIDITY CLASS Q	PHSLQ	LU1136401384	2.42	6.3%
7 COMPAM FUND GLOBAL FLEXIBLE BLEND	COMGFB	LU1769738383	2.34	6.1%
8 ACOMEA BREVE TERMINE CLASSE Q2	ACABRT	IT0005090870	1.60	4.2%
9 NEW MILLENNIUM BALANC WORLD CONSERVAT L	NMBWC	LU1148874552	1.21	3.2%
10 NEW MILLEN MULTI ASSET OPPORTUN CLASSE L	NMMAO	LU1363165751	1.03	2.7%

What is ATFund (@Fund)

ATFund is a multilateral trading facilities (MTF) for open-end funds.

Clients can enter buy and sell orders between 8:00 a.m. and 10:55 a.m. Orders must indicate the quantity only.

Between 10:55 and 11 a.m. only the Appointed Intermediary can insert orders to execute the imbalance between buy and sell quantities. Trades are concluded within one minute after 11 am.

Contracts concluded at T are valued the following day (T+1) with the NAV (in Euro) as of day T provided by the issuers of listed funds by the cut-off time (5:00 pm).

Trades, valued at NAV, are settled in Monte Titoli the third day following the conclusion of contracts (T+3).

News:

ATFund AUM reached €450.28 m

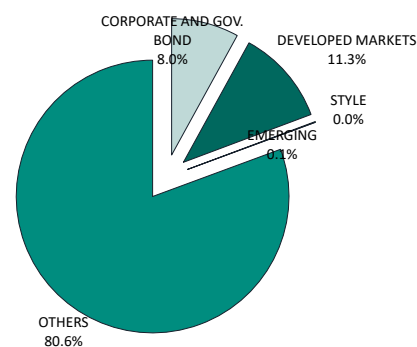
Note: ATFund figures are included in the ETFplus until September 2018

TURNOVER		FEBRUARY 2022		MARCH 2022			YEAR 2022		
		Trades	Turnover eur m	Trades	Turnover eur m	Trades	% TOT	Turnover eur m	% TOT
0	20 000	44	0.40	83	0.58	188	55.1%	1.37	3.6%
20 000	50 000	21	0.67	24	0.73	56	16.4%	1.73	4.5%
50 000	100 000	10	0.68	12	0.88	29	8.5%	2.06	5.4%
100 000	500 000	9	1.82	25	6.97	44	12.9%	10.49	27.4%
500 000		9	8.92	11	10.54	24	7.0%	22.70	59.2%
TOTAL		93	12.48	155	19.70	341		38.34	

FOCUS

FUNDS WITH HIGHEST TURNOVER				
MONTH	NAME	TRADING CODE	ISIN	EUR
MARCH	NEW MILLENNIUM TOTAL RETURN FLEXIBLE	NMTRF	LU2249747283	7 996 524
APRIL	OPEN CAPITAL TOTAL RETURN CLASSE L	OCPTR	IT0005279515	4 149 652
MAY	OPEN CAPITAL PROFESSIONAL	OCPEI	IT0005279754	3 707 709
JUNE	OPEN CAPITAL TOTAL RETURN CLASSE L	OCPTR	IT0005279515	2 270 522
JULY	NEW MILLEN MULTI ASSET OPPORTUN CLASSE L	NMMAO	LU1363165751	2 505 357
AUGUST	NEW MILLEN MULTI ASSET OPPORTUN CLASSE L	NMMAO	LU1363165751	2 695 057
SEPTEMBER	OPEN CAPITAL PROFESSIONAL	OCPEI	IT0005279754	3 008 863
OCTOBER	OPEN CAPITAL TOTAL RETURN CLASSE L	OCPTR	IT0005279515	1 697 558
NOVEMBER	ACOMEA BREVE TERMINE CLASSE Q2	ACABRT	IT0005090870	3 355 953
DECEMBER	FINLABO DYNAMIC EQUITY - CLASSE L	FINLDE	LU1397788552	986 300
JANUARY	ACOMEA BREVE TERMINE CLASSE Q2	ACABRT	IT0005090870	1 487 794
FEBRUARY	OPEN CAPITAL PROFESSIONAL	OCPEI	IT0005279754	3 766 264
MARCH	OPEN CAPITAL TOTAL RETURN CLASSE L	OCPTR	IT0005279515	3 805 622

AUM BY ASSET CLASS



MAIN INDICATORS - DEVELOPED MARKETS

Name	Trading Code	ISIN	Reference Price			MARCH 2022		JAN - MAR 2022	
			28/02/2022	31/03/2022	Var %	trades	Turnover C	trades	Turnover C
1 8A+ EIGER - CLASSE Q	8AECQ	IT0005114530	115.929	112.778	-2.7%	1	4 909	3	16 306
2 ACOMEA AMERICA CLASSE Q2	ACAAME	IT0005091142	30.043	30.355	1.0%	-	-	-	-
3 ACOMEA ASIA PACIFICO CLASSE Q2	ACAAPA	IT0005091183	8.055	8.049	-0.1%	-	-	2	25 605
4 ACOMEA EUROPA CLASSE Q2	ACAEUP	IT0005091167	19.158	19.038	-0.6%	-	-	-	-
5 ACOMEA GLOBALE CLASSE Q2	ACAGLO	IT0005091100	17.792	17.882	0.5%	2	161 105	5	371 872
6 ACOMEA PMITALIA ESG CLASSE Q2	ACAITA	IT0005091233	30.658	30.665	0.0%	-	-	-	-
7 ALESSIA - VOLCOR BETA ZERO CLASS Q	AVBZ01	LU1238726811	106.55	110.85	4.0%	-	-	-	-
8 ATOMO MADE IN ITALY FUND - CLASSE L	ATMMIF	LU1391064828	184.33	188.17	2.1%	1	16 630	1	16 630
9 COMPAM ACTIVE GLOBAL LONG SHORT	COMAEE	LU1275425897	92.067	89.507	-2.8%	-	-	-	-
10 COMPAM FUND - SB EQUITY CLASSE Q	COMSBE	LU1275426275	142.684	146.262	2.5%	1	1 997	1	1 997
11 COMPAM FUND ACORO GLOB EQUITY LONG-ONLY	COMACO	LU2339391539	-	-	-	-	-	-	-
12 COMPAM FUND ACTIVE GLOBAL EQUITY	COMGEQ	LU1783934646	-	-	-	-	-	-	-
13 FINLABO DYNAMIC EQUITY - CLASSE L	FINLDE	LU1397788552	100.17	101.89	1.7%	2	91	2	91
14 NEW MILLENNIUM EURO EQUITIES CLASSE L	NMEE	LU1148873406	71.63	71.32	-0.4%	-	-	-	-
15 NEW MILLENNIUM GLOBAL EQUITIES EUR HED L	NMGE	LU1148873588	129.23	131.84	2.0%	-	-	-	-
16 PHARUS GLOBAL VALUE EQUITY CLASS Q	PSGVQ	LU1371515534	145.12	149.29	2.9%	3	229 154	3	229 154
17 PHARUS GLOBAL VALUE EQUITY CLASS QH	PSGVQH	LU1371515880	140.09	143.9	2.7%	3	198 183	3	198 183
18 PHARUS GLOBAL VALUE EQUITY CLASS QHD	PSGVQHD	LU1574104151	113.67	115.09	1.2%	-	-	-	-
19 PHARUS INTERNATIONAL EQUITY QUANT CLASS Q	PHSIEQ	LU1136402192	120.14	123.43	2.7%	-	-	-	-
20 PHARUS SICAV ELECTRIC MOBILITY NICHES	PHSEMN	LU1867072495	155.29	159.36	2.6%	4	11 396	10	127 372
21 PHARUS SICAV EUROPE TOTAL RETURN CLASS Q	PHSEAFQ	LU1437803767	116.64	117.05	0.4%	6	2 970 905	6	2 970 905
22 PHARUS SICAV NEXT REVOLUTION CLASS Q	PHSVQ	LU1136401970	138.82	144.26	3.9%	-	-	-	-

MAIN INDICATORS - CORPORATE AND GOV. BOND

Name	Trading Code	ISIN	28/02/2022	Reference Price 31/03/2022	Var %	MARCH 2022		JAN - MAR 2022	
						Trades	Turnover C	Trades	Turnover C
1 ACOMEA 12 MESI CLASSE Q2	ACALIQ	IT0005090854	7.974	7.803	-2.1%	2	257 001	9	283 634
2 ACOMEA BREVE TERMINE CLASSE Q2	ACABRT	IT0005090870	15.1	14.851	-1.6%	8	82 600	15	1 602 360
3 ACOMEA EUROBLIGAZIONARIO CLASSE Q2	ACAEUO	IT0005090896	18.282	17.7	-3.2%	11	531 206	12	533 209
4 ACOMEA PERFORMANCE CLASSE Q2	ACAPER	IT0005090912	21.569	21.679	0.5%	2	353 662	2	353 662
5 AISM LOW VOLATILITY FUND - E PLUS	AISMLV	LU1280406684	80.87	81.83	1.2%	-	-	-	-
6 BASE INV BONDS VALUE CLASS EUR L	BONVAL	LU1242466289	117.96	119.22	1.1%	-	-	-	-
7 COMPAM FUND - SB BOND CLASSE Q	COMSBB	LU1275426432	105.009	104.119	-0.8%	-	-	1	298 510
8 COMPAM FUND FLEXIBLE BOND CLASSE Q	COMFB0	LU1472302576	101.143	100.487	-0.6%	7	1 936 755	10	2 843 902
9 INVESTIMENTI SOSTENIBILI LIFEGATE	LGINVS	IT0005215709	103.538	102.882	-0.6%	1	10 239	1	10 239
10 NEW MILLEN EVERG GL HI YLD BOND CLASSE L	NMEGH	LU1363165918	-	-	-	-	-	-	-
11 NEW MILLENNIUM AUGUST HIGH QUALIT BOND L	NMHQB	LU1148873745	161.87	162.16	0.2%	-	-	-	-
12 NEW MILLENNIUM AUGUSTUM CORPORATE BOND L	NMCB	LU1148874396	238.35	237.13	-0.5%	-	-	-	-
13 NEW MILLENNIUM EURO BONDS SHORT TERM L	NMEBST	LU1148873661	135.83	135.56	-0.2%	1	16 289	1	16 289
14 NEW MILLENNIUM EX EUR HIGH QUALIT BOND L	NMEXHQ	LU1148873828	107.8	107.69	-0.1%	-	-	-	-
15 NEW MILLENNIUM INFLAT LINK BOND EUROP L	NMILB	LU1148874040	115.07	116.13	0.9%	-	-	-	-
16 NEW MILLENNIUM ITALIAN DIVERSIF BOND L	NMIDB	LU1148874479	140.55	140.28	-0.2%	-	-	1	12 417
17 NEW MILLENNIUM LARGE EUROPE CORPORATE L	NMLEC	LU1148874123	141.81	140.46	-1.0%	-	-	-	-
18 PHARUS BOND OPPORTUNITIES CLASS Q	PHSBOQ	LU1136401111	99.82	99.12	-0.7%	-	-	-	-
19 PHARUS LIQUIDITY CLASS Q	PHSLQ	LU1136401384	102.2	101.98	-0.2%	-	-	5	2 419 096
20 PHARUS TARGET CLASS Q	PHSTQ	LU1136402432	66.31	65.72	-0.9%	1	650	3	234 072
21 PLURIMA GLOBAL STAR RETURN FUND A LISTED	POGSRF	IE008222R401	-	-	-	-	-	-	-
22 QSF - EUROPEAN HIGH YIELD BOND Q ACC	QSFEHY	LU2264552642	96.41	96.95	0.6%	-	-	-	-
23 VG SICAV GLOBAL BOND CLASSE L	VGLBD	LU1501204389	-	-	-	-	-	-	-

MAIN INDICATORS - EMERGING, STYLE AND OTHERS

Name	Trading Code	ISIN	28/02/2022	Reference Price 31/03/2022	Var %	MARCH 2022		JAN - MAR 2022	
						Trades	Turnover C	Trades	Turnover C
1 8A+ LATEMAR - CLASSE Q	SALCQ	IT0005114522	109.839	109.14	-0.6%	-	-	-	-
2 ACOMEA PAESI EMERGENTI CLASSE Q2	ACAPEM	IT0005091126	11.177	11.393	1.9%	3	692	4	1 224
3 ACOMEA PATRIMONIO AGGRESSIVO CLASSE Q2	ACAGG	IT0005091084	5.196	5.233	0.7%	1	179	2	2 299
4 ACOMEA PATRIMONIO DINAMICO CLASSE Q2	ACADIN	IT0005091068	6.315	6.363	0.8%	2	458 247	2	458 247
5 ACOMEA PATRIMONIO ESENTE CLASSE Q2	ACAESE	IT0005252801	6.674	6.722	0.7%	-	-	2	3 986
6 ACOMEA PATRIMONIO PRUDENTE CLASSE Q2	ACAPRU	IT0005091019	6.054	6.086	0.5%	-	-	-	-
7 ALESSIA - ABSOLUTE RETURN MACRO CLASS Q	AARM01	LU1238726654	109.61	110.25	0.6%	-	-	-	-
8 AMAGIS DYNAMIC ALLOC TOT RET FUND L1 EUR	ADAL13	MT7000015665	100.5055	102.8607	2.3%	1	9 857	1	9 857
9 AQA COLOMBO EXTRA RETURN FUND CLASS D	CXR	MT7000024006	106.1768	107.0651	0.8%	-	-	1	4 074
10 ATOMO CARPINUS - CLASSE L	ATMCAR	LU1391065718	-	-	-	-	-	-	-
11 ATOMO GLOBAL RETURN - CLASSE L	ATMGLR	LU1391065395	87.62	87.7	0.1%	1	12 278	2	17 046
12 ATOMO PLAB FLEX ABSOLUTE FUND - CLASSE L	ATMPLF	LU1391065551	103.21	103.54	0.3%	-	-	2	278 775
13 BASE INV FLEX LOW RISK EXPOS CLASS EUR L	FLEXLO	LU1242466875	112.4	113.97	1.4%	-	-	-	-
14 COMPAM FUND - SB FLEXIBLE CLASSE Q	COMSBF	LU1275426358	102.023	102.328	0.3%	-	-	-	-
15 COMPAM FUND GLOBAL FLEXIBLE BLEND	COMGBF	LU1769738383	98.829	101.024	2.2%	8	2 282 396	10	2 336 791
16 COMPAM FUND SB CONVEX CLASSE Q	COMSBC	LU1468873846	130.021	142.894	9.9%	3	8 193	4	10 151
17 COMPAM GLOBAL DIVERSIFIED CLASSE Q	COMGD0	LU1275426515	100.203	99.985	-0.2%	-	-	-	-
18 FCS FLEX ABLE GROWTH PLUS FUND CLASS B	FLEXAP	LU1720052098	-	-	-	-	-	-	-
19 INTERMONTE FLEXIBLE EUROPE	INTFE	LU1688213104	10.73	10.81	0.7%	1	1 742	3	12 138
20 NEW MILLEN MULTI ASSET OPPORTUN CLASSE L	NMMAO	LU1363165751	106.29	106.64	0.3%	4	115 925	17	1 033 416
21 NEW MILLENNIUM AUGUSTUM MARKET TIMING L	NMMT	LU1148874636	119.35	119.78	0.4%	-	-	-	-
22 NEW MILLENNIUM BALANC WORLD CONSERVAT L	NMBWC	LU1148874552	159.46	159.24	-0.1%	-	-	1	1 211 896
23 NEW MILLENNIUM PIR BILANCIATO SIST ITA L	NMPBSI	LU1602468800	103.58	103.4	-0.2%	-	-	-	-
24 NEW MILLENNIUM TOTAL RETURN FLEXIBLE	NMTRF	LU2249747283	125.18	124.98	-0.2%	-	-	-	-
25 NEW MILLENNIUM VOLACTIVE CLASSE L	NMVOL	LU1148874800	103.67	102.91	-0.7%	-	-	-	-
26 OPEN CAPITAL PROFESSIONAL	OCPTI	IT0005279754	98.027	99.57	1.6%	19	3 099 952	41	7 202 982
27 OPEN CAPITAL TOTAL RETURN CLASSE L	OCPTR	IT0005279515	108.728	109.053	0.3%	17	3 805 622	63	7 931 692
28 PHARUS ALGO FLEX CLASS Q	PHSAFQ	LU1136402788	93.84	93.55	-0.3%	4	301 297	19	929 008
29 PHARUS ASIAN NICHES	PHSAN	LU1867072735	122.47	123.09	0.5%	10	152 488	18	284 983
30 PHARUS SICAV - BASIC FUND Q	PHSBAS	LU1176781729	25.73	25.92	0.7%	14	195 750	27	538 839
31 PHARUS SICAV - BEST REGULATED COMPANIES	PHSTED	LU1868872802	101.48	106.23	4.7%	7	2 451 365	10	3 233 438
32 PHARUS SICAV - CONSERVATIVE	PHSARQ	LU1136401467	109.54	109.28	-0.2%	-	-	1	15 008
33 PHARUS TREND PLAYER CLASS Q	PHSTPQ	LU1253867847	176.89	180.24	1.9%	-	-	-	-
34 PLURIMA STRATEGY PORTFOLIO A LISTED	PPSPDF	IE008VDPKX98	10.735	10.801	0.6%	-	-	-	-
35 QSF - FAMILY GLOBAL VALUE EUR Q ACC	QSFFGV	LU2264552998	97.69	98.11	0.4%	-	-	-	-
36 SELECTRA J. LAMARCK BIOTECH CLASS D	SELJLB	LU1246176264	130.88	135.14	3.3%	2	4 717	8	31 707
37 SELECTRA J. LAMARCK PHARMA CLASS D	SELJLP	LU1246176850	107.56	112.64	4.7%	-	-	-	-
38 SUMUS STRATEGIC FUND CLASSE Q EUR	HPSDYN	LU1176783774	11.17	11.13	-0.4%	1	3 111	5	98 754
39 TIMEO BEST GLOBAL MANAGERS FLEX EQUITY	TNSBEQ	LU1850436491	97.66	98.79	1.2%	1	10 090	1	10 090
40 UCAPITAL MULTI ALPHA PLUS FUND A LISTED	PMALPF	IE008V9H9599	8.208	8.208	0.0%	-	-	-	-
41 VARENNE VALEUR QUOTA IT	VVAITA	FR0013216991	130.24	130.54	0.2%	-	-	1	118 563

Markets Analysis

Piazza degli Affari, 6 - 20123 Milano
T +39 02 724261 | Fax +39 02 8646.4323
e-mail: markets_analysis@borsaitaliana.it
www.borsaitaliana.it



This publication is for information purposes only and is not a recommendation to engage in investment activities. This publication is provided "as is" without representation or warranty of any kind. Whilst all reasonable care has been taken to ensure the accuracy of the content, Euronext does not guarantee its accuracy or completeness. Euronext will not be held liable for any loss or damages of any nature ensuing from using, trusting or acting on information provided. No information set out or referred to in this publication shall form the basis of any contract. The creation of rights and obligations in respect of financial products that are traded on the exchanges operated by Euronext's subsidiaries shall depend solely on the applicable rules of the market operator. All proprietary rights and interest in or connected with this publication shall vest in Euronext. No part of it may be redistributed or reproduced in any form without the prior written permission of Euronext. Euronext disclaims any duty to update this information. Euronext refers to Euronext N.V. and its affiliates. Information regarding trademarks and intellectual property rights of Euronext is located at www.euronext.com/terms-use.