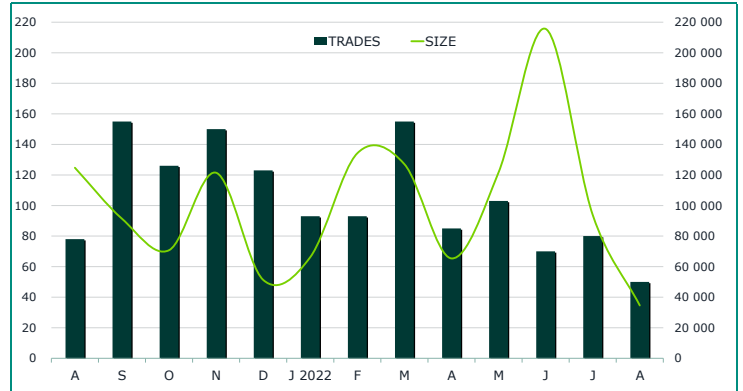
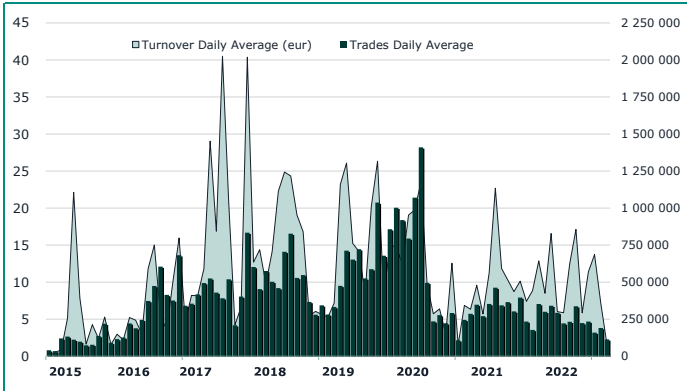


**ATFund Statistics**
**August 2022**
**TRADING EVOLUTION**

**MAIN INDICATORS**

	LISTED FUNDS			TRADING		
	LISTED END OF MONTH	AUM in MT eur m 29/07/2022	AUM in MT eur m 31/08/2022	JULY 2022 Turnover eur m	AUGUST 2022 Turnover eur m	JAN - AUG 2022 Turnover eur m
<b>CORPORATE AND GOV. BOND</b>	22	27.00	27.01	1.0	0.5	16.26
<b>DEVELOPED MARKETS</b>	21	54.57	54.11	0.4	0.1	16.75
<b>EMERGING</b>	1	0.05	0.05	-	0.0	0.28
<b>STYLE</b>						
<b>OTHERS</b>	38	337.64	330.01	6.1	1.1	47.47
<b>TOTAL</b>	<b>82</b>	<b>419.27</b>	<b>411.18</b>	<b>7.51</b>	<b>1.73</b>	<b>80.77</b>

**MOST TRADED IN THE MONTH BY TURNOVER**

Name	Trading Code	ISIN	TURNOVER	
			eur m	% TOT
1 SAFE SICAV-SAFE DYNAMIC ALLOCATION Q EUR	PHSAFQ	LU1136402788	0.42	24.0%
2 PLURIMA APUANO FLEXIBLE BOND FUND A EUR	PLAFBL	IE000FW9A4J6	0.27	15.7%
3 OPEN CAPITAL TOTAL RETURN CLASSE L	OCPTR	IT0005279515	0.25	14.5%
4 PHARUS TARGET CLASS Q	PHSTQ	LU1136402432	0.13	7.7%
5 PHARUS SICAV ELECTRIC MOBILITY NICHES	PHSEMN	LU1867072495	0.12	7.1%
6 NEW MILLEN MULTI ASSET OPPORTUN CLASSE L	NMMAO	LU1363165751	0.12	7.0%
7 ATOMO GLOBAL RETURN - CLASSE L	ATMGLR	LU1391065395	0.11	6.2%
8 OPEN CAPITAL PROFESSIONAL	OCPP1	IT0005279754	0.11	6.2%
9 SELECTRA J. LAMARCK BIOTECH CLASS D	SELJLB	LU1246176264	0.06	3.2%
10 PHARUS ASIAN NICHES	PHSAN	LU1867072735	0.03	2.0%

**MOST TRADED IN THE YEAR BY TURNOVER**

Name	Trading Code	ISIN	TURNOVER	
			eur m	% TOT
1 OPEN CAPITAL TOTAL RETURN CLASSE L	OCPTR	IT0005279515	20.14	24.9%
2 PHARUS SICAV EUROPE TOTAL RETURN CLASS Q	PSEAFQ	LU1437803767	9.91	12.3%
3 OPEN CAPITAL PROFESSIONAL	OCPP1	IT0005279754	9.07	11.2%
4 ACOMEA 12 MESI CLASSE Q2	ACALIQ	IT0005090854	4.49	5.6%
5 ACOMEA BREVE TERMINE CLASSE Q2	ACABRT	IT0005090870	3.31	4.1%
6 PHARUS SICAV - BEST REGULATED COMPANIES	PHSTED	LU1868872802	3.23	4.0%
7 COMPAM FUND GLOBAL FLEXIBLE BLEND	COMGFB	LU1769738383	3.19	4.0%
8 COMPAM FUND FLEXIBLE BOND CLASSE Q	COMFB0	LU1472302576	3.06	3.8%
9 8A+ EIGER - CLASSE Q	8AECQ	IT0005114530	2.65	3.3%
10 PHARUS LIQUIDITY CLASS Q	PHSLQ	LU1136401384	2.45	3.0%

**What is ATFund (@Fund)**

ATFund is a multilateral trading facilities (MTF) for open-end funds.

Clients can enter buy and sell orders between 8:00 a.m. and 10:55 a.m. Orders must indicate the quantity only.

Between 10:55 and 11 a.m. only the Appointed Intermediary can insert orders to execute the imbalance between buy and sell quantities. Trades are concluded within one minute after 11 am.

Contracts concluded at T are valued the following day (T+1) with the NAV (in Euro) as of day T provided by the issuers of listed funds by the cut-off time (5:00 pm).

Trades, valued at NAV, are settled in Monte Titoli the third day following the conclusion of contracts (T+3).

**News:**

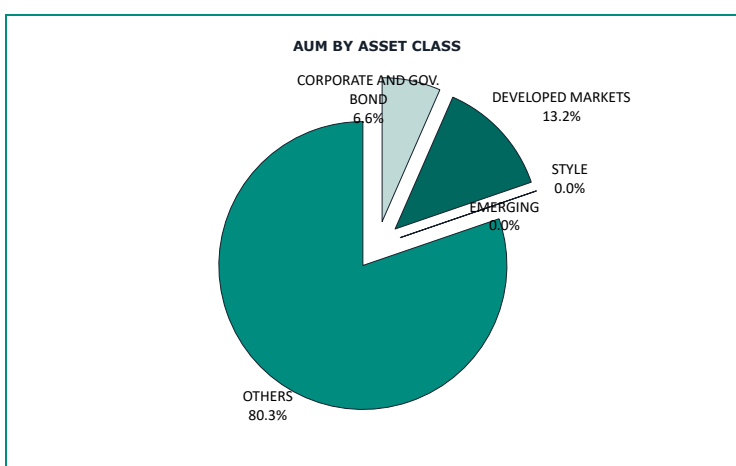
ATFund AUM reached €411.18 m

Note: ATFund figures are included in the ETFplus until September 2018

TURNOVER		JULY 2022		AUGUST 2022		YEAR 2022			
		Trades	Turnover eur m	Trades	Turnover eur m	Trades	% TOT	Turnover eur m	% TOT
0	20 000	41	0.28	30	0.18	402	55.1%	2.84	3.5%
20 000	50 000	12	0.37	12	0.38	121	16.6%	3.72	4.6%
50 000	100 000	7	0.50	3	0.16	65	8.9%	4.50	5.6%
100 000	500 000	17	2.74	5	1.01	103	14.1%	20.83	25.8%
500 000		3	3.62	0	-	38	5.2%	48.87	60.5%
<b>TOTAL</b>		<b>80</b>	<b>7.51</b>	<b>50</b>	<b>1.73</b>	<b>729</b>		<b>80.77</b>	

## FOCUS

FUNDS WITH HIGHEST TURNOVER				
MONTH	NAME	TRADING CODE	ISIN	EUR
SEPTEMBER	OPEN CAPITAL PROFESSIONAL	OCPTI	IT0005279754	3 008 863
OCTOBER	OPEN CAPITAL TOTAL RETURN CLASSE L	OCPTR	IT0005279515	1 697 558
NOVEMBER	ACOMEA BREVE TERMINE CLASSE Q2	ACABRT	IT0005090870	3 355 953
DECEMBER	FINLABO DYNAMIC EQUITY - CLASSE L	FINLDE	LU1397788552	986 300
JANUARY	ACOMEA BREVE TERMINE CLASSE Q2	ACABRT	IT0005090870	1 487 794
FEBRUARY	OPEN CAPITAL PROFESSIONAL	OCPTI	IT0005279754	3 766 264
MARCH	OPEN CAPITAL TOTAL RETURN CLASSE L	OCPTR	IT0005279515	3 805 622
APRIL	OPEN CAPITAL TOTAL RETURN CLASSE L	OCPTR	IT0005279515	2 848 387
MAY	ACOMEA 12 MESI CLASSE Q2	ACALIQ	IT0005090854	4 153 002
JUNE	PHARUS SICAV EUROPE TOTAL RETURN CLASS Q	PSEAFQ	LU1437803767	6 648 684
JULY	OPEN CAPITAL TOTAL RETURN CLASSE L	OCPTR	IT0005279515	3 468 976
AUGUST	SAFE SICAV-SAFE DYNAMIC ALLOCATION Q EUR	PHSAFQ	LU1136402788	415 717
AUGUST	SAFE SICAV-SAFE DYNAMIC ALLOCATION Q EUR	PHSAFQ	LU1136402788	415 717



## MAIN INDICATORS - DEVELOPED MARKETS

Name	Trading Code	ISIN	Reference Price			AUGUST 2022		JAN - AUG 2022	
			29/07/2022	31/08/2022	Var %	trades	Turnover C	trades	Turnover C
1 8A+ EIGER - CLASSE Q	8AECQ	IT0005114530	105.03	100.13	-4.7%	-	-	4	2 649 691
2 ACOME A AMERICA CLASSE Q2	ACAAME	IT0005091142	27.612	26.822	-2.9%	-	-	-	-
3 ACOME A ASIA PACIFICO CLASSE Q2	ACAAPA	IT0005091183	7.921	7.843	-1.0%	-	-	2	25 605
4 ACOME A EUROPA CLASSE Q2	ACAEP	IT0005091167	17.746	16.947	-4.5%	-	-	-	-
5 ACOME A GLOBALE CLASSE Q2	ACAGLO	IT0005091100	16.632	16.236	-2.4%	-	-	7	385 700
6 ACOME A PMITALIA ESG CLASSE Q2	ACAITA	IT0005091233	28.027	26.675	-4.8%	-	-	-	-
7 ALESSIA - VOLCOR BETA ZERO CLASS Q	AVBZ01	LU1238726811	109.08	106.41	-2.4%	1	10 865	1	10 865
8 ATOMO MADE IN ITALY FUND - CLASSE L	ATMMIF	LU1391064828	166.08	164.14	-1.2%	-	-	4	655 146
9 COMPAM ACTIVE GLOBAL LONG SHORT	COMAEE	LU1275425897	84.677	83.745	-1.1%	-	-	-	-
10 COMPAM FUND - SB EQUITY CLASSE Q	COMSBE	LU1275426275	140.138	136.324	-2.7%	-	-	2	9 971
11 COMPAM FUND ACORO GLOB EQUITY LONG-ONLY	COMACO	LU2339391539	-	-	-	-	-	-	-
12 COMPAM FUND ACTIVE GLOBAL EQUITY	COMGEQ	LU1783934646	-	-	-	-	-	-	-
13 FINLABO DYNAMIC EQUITY - CLASSE L	FINLDE	LU1397788552	98.25	99.15	0.9%	-	-	4	220 172
14 NEW MILLENNIUM EURO EQUITIES CLASSE L	NMEE	LU1148873406	67.96	64.38	-5.3%	-	-	-	-
15 NEW MILLENNIUM GLOBAL EQUITIES EUR HED L	NMGE	LU1148873588	121.75	116.3	-4.5%	-	-	-	-
16 PHARUS GLOBAL VALUE EQUITY CLASS Q	PSGVQ	LU1371515534	152.67	149.96	-1.8%	-	-	8	827 700
17 PHARUS GLOBAL VALUE EQUITY CLASS QH	PSGVQH	LU1371515880	142.27	139.28	-2.1%	-	-	3	198 183
18 PHARUS GLOBAL VALUE EQUITY CLASS QHD	PSGVQHD	LU1574104151	113.73	111.34	-2.1%	-	-	-	-
19 PHARUS INTERNATION EQUITY QUANT CLASS Q	PHSIEQ	LU1136402192	119.24	112.95	-5.3%	-	-	-	-
20 PHARUS SICAV ELECTRIC MOBILITY NICHES	PHSEM N	LU1867072495	153.9	157.03	2.0%	4	122 824	19	1 838 304
21 PHARUS SICAV EUROPE TOTAL RETURN CLASS Q	PSEAFQ	LU1437803767	113.68	112.39	-1.1%	-	-	14	9 907 953
22 PHARUS SICAV NEXT REVOLUTION CLASS Q	PHSVQ	LU1136401970	135.54	130.29	-3.9%	-	-	2	24 996

## MAIN INDICATORS - CORPORATE AND GOV. BOND

Name	Trading Code	ISIN	29/07/2022	Reference Price		Var %	AUGUST 2022		JAN - AUG 2022	
				31/08/2022	Var %		Trades	Turnover C	Trades	Turnover C
1 ACOMEA 12 MESI CLASSE Q2	ACALIQ	IT0005090854	6.885	7.145	3.8%	-	-	14	4 488 251	
2 ACOMEA BREVE TERMINE CLASSE Q2	ACABRT	IT0005090870	13.066	13.041	-0.2%	-	-	27	3 305 956	
3 ACOMEA EUROBBILIGAZIONARIO CLASSE Q2	ACAEUO	IT0005090896	14.449	14.522	0.5%	-	-	14	552 399	
4 ACOMEA PERFORMANCE CLASSE Q2	ACAPER	IT0005090912	18.715	18.764	0.3%	-	-	3	353 921	
5 AISM LOW VOLATILITY FUND - E PLUS	AISMLV	LU1280406684	77.25	76.2	-1.4%	-	-	-	-	
6 BASE INV BONDS VALUE CLASS EUR L	BONVAL	LU1242466289	101.6	100.63	-1.0%	-	-	2	49 788	
7 COMPAM FUND - SB BOND CLASSE Q	COMSBB	LU1275426432	101.418	100.465	-0.9%	-	-	2	501 881	
8 COMPAM FUND FLEXIBLE BOND CLASSE Q	COMFBO	LU1472302576	95.73	95.521	-0.2%	1	19 186	13	3 062 630	
9 INVESTIMENTI SOSTENIBILI LIFEgate	LGINVS	IT0005215709	-	-	-	-	-	1	10 239	
10 NEW MILLEN EVERG GL HI YLD BOND CLASSE L	NMEGH	LU1363165918	-	-	-	-	-	-	-	
11 NEW MILLENNIUM AUGUST HIGH QUALIT BOND L	NMHQB	LU1148873745	159.69	157.62	-1.3%	-	-	-	-	
12 NEW MILLENNIUM AUGUSTUM CORPORATE BOND L	NMCB	LU1148874396	226.08	225.56	-0.2%	-	-	-	-	
13 NEW MILLENNIUM EURO BONDS SHORT TERM L	NMEBST	LU1148873661	134.21	133.15	-0.8%	-	-	1	16 289	
14 NEW MILLENNIUM EX EUR HIGH QUALIT BOND L	NMEXHQ	LU1148873828	111.93	111.02	-0.8%	-	-	-	-	
15 NEW MILLENNIUM INFLAT LINK BOND EUROP L	NMILB	LU1148874040	115.71	113.83	-1.6%	-	-	-	-	
16 NEW MILLENNIUM ITALIAN DIVERSIF BOND L	NMIDB	LU1148874479	132.68	132.03	-0.5%	2	10 913	4	25 220	
17 NEW MILLENNIUM LARGE EUROPE CORPORATE L	NMLEC	LU1148874123	137.03	133.47	-2.6%	-	-	-	-	
18 PHARUS BOND OPPORTUNITIES CLASS Q	PHSBOQ	LU1136401111	97.31	97.81	0.5%	-	-	3	263 974	
19 PHARUS LIQUIDITY CLASS Q	PHSLQ	LU1136401384	100.61	100.26	-0.3%	1	28 193	6	2 447 290	
20 PHARUS TARGET CLASS Q	PHSTQ	LU1136402432	60.65	59.67	-1.6%	1	132 761	7	793 712	
21 PLURIMA APUANO FLEXIBLE BOND FUND A EUR	PLAFBL	IE000FW94416	102.23	101.056	-1.1%	2	271 303	4	391 303	
22 PLURIMA GLOBAL STAR RETURN FUND A LISTED	POGSRF	IE000BZ22R401	-	-	-	-	-	-	-	
23 QSF - EUROPEAN HIGH YIELD BOND Q ACC	QSFHY	LU2264552642	91.1	90.51	-0.6%	-	-	-	-	
24 VG SICAV GLOBAL BOND CLASSE L	VGGLEB	LU1501204389	-	-	-	-	-	-	-	

## MAIN INDICATORS - EMERGING, STYLE AND OTHERS

Name	Trading Code	ISIN	29/07/2022	Reference Price		Var %	AUGUST 2022		JAN - AUG 2022	
				31/08/2022	Var %		Trades	Turnover C	Trades	Turnover C
1 8A+ LATEMAR - CLASSE Q	BALCQ	IT0005114522	104.491	101.85	-2.5%	-	-	-	-	
2 ACOMEA PAESI EMERGENTI CLASSE Q2	ACAPEM	IT0005091126	10.138	10.131	-0.1%	1	157	6	283 946	
3 ACOMEA PATRIMONIO AGGRESSIVO CLASSE Q2	ACAAAG	IT0005091084	4.848	4.766	-1.7%	1	5	7	15 032	
4 ACOMEA PATRIMONIO DINAMICO CLASSE Q2	ACADIN	IT0005091068	5.956	5.883	-1.2%	-	-	2	458 247	
5 ACOMEA PATRIMONIO ESENTE CLASSE Q2	ACAESE	IT0005252801	6.331	6.222	-1.7%	1	1 984	3	5 969	
6 ACOMEA PATRIMONIO PRUDENTE CLASSE Q2	ACAPRU	IT0005091019	5.114	5.171	1.1%	-	-	-	-	
7 ALESSIA - ABSOLUTE RETURN MACRO CLASS Q	AARM01	LU1238726654	106.14	106.72	0.5%	-	-	3	264 370	
8 AMAGIS DYNAMIC ALLOC TOT RET FUND LI EUR	ADA113	MT7000015665	101.2076	98.2106	-3.0%	-	-	2	61 397	
9 AQA COLOMBO EXTRA RETURN FUND CLASS D	CKR	MT7000024006	97.8024	96.2908	-1.5%	-	-	2	9 942	
10 ATOMO CARPINUS - CLASSE L	ATMCAR	LU1391065718	-	-	-	-	-	-	-	
11 ATOMO GLOBAL RETURN - CLASSE L	ATMGLR	LU1391065395	82.8	81.55	-1.5%	2	107 990	15	548 082	
12 ATOMO PLAB FLEX ABSOLUTE FUND - CLASSE L	ATPLFL	LU1391065551	101.22	98.58	-2.6%	-	-	2	278 775	
13 BASE INV FLEX LOW RISK EXPOS CLASS EUR L	FLEXLO	LU1242466875	112.31	112	-0.3%	-	-	1	1 005 168	
14 COMPAM FUND - SB FLEXIBLE CLASSE Q	COMSBF	LU1275426358	110.301	107.555	-2.5%	1	4 901	8	154 397	
15 COMPAM FUND GLOBAL FLEXIBLE BLEND	COMGFB	LU1769738383	97.253	95.414	-1.9%	-	-	17	3 194 189	
16 COMPAM FUND SB CONVEX CLASSE Q	COMSBC	LU1468873846	114.038	105.837	-7.2%	2	4 115	10	24 067	
17 COMPAM GLOBAL DIVERSIFIED CLASSE Q	COMGDD	LU1275426515	89.308	87.487	-2.0%	-	-	-	-	
18 FCS FLEX ABLE GROWTH PLUS FUND CLASS B	FLEXAP	LU1720052098	-	-	-	-	-	-	-	
19 INTERMONTE FLEXIBLE EUROPE	INTFE	LU1688213104	-	-	-	-	-	4	33 089	
20 NEW MILLEN MULTI ASSET OPPORTUN CLASSE L	NMMAO	LU1363165751	103.05	100.66	-2.3%	3	121 876	41	1 820 789	
21 NEW MILLENNIUM AUGUSTUM MARKET TIMING L	NMMT	LU1148874636	116.32	115.2	-1.0%	-	-	-	-	
22 NEW MILLENNIUM BALANC WORLD CONSERVAT L	NMBWC	LU1148874552	153.44	150.98	-1.6%	1	19 990	8	1 373 172	
23 NEW MILLENNIUM PIR BILANCIATO SIST ITA L	NMPBSI	LU1602468800	97.16	94.42	-2.8%	-	-	2	238 763	
24 NEW MILLENNIUM TOTAL RETURN FLEXIBLE	NMTRF	LU2249747283	121.15	119.4	-1.4%	-	-	1	100 675	
25 NEW MILLENNIUM VOLACTIVE CLASSE L	NMVOL	LU1148874800	98.24	95.38	-2.9%	-	-	-	-	
26 OPEN CAPITAL PROFESSIONAL	OCPP1	IT0005279754	95.619	91.526	-4.3%	5	106 866	91	9 072 890	
27 OPEN CAPITAL TOTAL RETURN CLASSE L	OCPTR	IT0005279515	104.243	102.043	-2.1%	6	251 586	166	20 138 307	
28 PHARUS ASIAN NICHES	PHSAN	LU1867072735	122.57	122.17	-0.3%	6	34 789	44	659 823	
29 PHARUS SICAV - BASIC FUND Q	HPSBAS	LU1176781729	23.32	22.81	-2.2%	1	5 855	34	1 581 331	
30 PHARUS SICAV - BEST REGULATED COMPANIES	PHSTED	LU1868872802	102.24	98.79	-3.4%	-	-	10	3 233 438	
31 PHARUS SICAV - CONSERVATIVE	PHSARQ	LU1136401467	106.07	103.35	-2.6%	-	-	7	561 104	
32 PHARUS TREND PLAYER CLASS Q	PHSTPO	LU1253867847	167.88	162.49	-3.2%	-	-	1	369	
33 PLURIMA STRATEGY PORTFOLIO A LISTED	PPSPOF	IE000BVDPKX98	10.008	9.917	-0.9%	-	-	-	-	
34 QSF - FAMILY GLOBAL VALUE EUR Q ACC	QSFQV	LU2264552998	95.89	95.29	-0.6%	-	-	-	-	
35 SAFE SICAV-SAFE DYNAMIC ALLOCATION Q EUR	PHSAFQ	LU1136402788	89.52	87.85	-1.9%	3	415 717	37	2 246 399	
36 SELECTRA J. LAMARCK BIOTECH CLASS D	SELJLB	LU1246176264	150.34	148.55	-1.2%	3	56 055	22	152 369	
37 SELECTRA J. LAMARCK PHARMA CLASS D	SELJLP	LU1246176850	117.62	111.73	-5.0%	-	-	-	-	
38 SUMUS STRATEGIC FUND CLASSE Q EUR	HPSDYN	LU1176783774	10.53	10.4	-1.2%	2	2 517	9	105 846	
39 TIMEO BEST GLOBAL MANAGERS FLEX EQUITY	TNSBEQ	LU1850436491	94.24	93.27	-1.0%	-	-	1	10 090	
40 UCAPITAL MULTI ALPHA PLUS FUND A LISTED	PMALPF	IE000BV9HS999	8.208	8.208	0.0%	-	-	-	-	
41 VARENNE VALEUR	VVAITA	LU2358390594	128.51	124.66	-3.0%	-	-	-	-	
42 VARENNE VALEUR QUOTA IT	VVAITA	FR0013216991	-	-	-	-	-	2	119 084	

Markets Analysis  
Piazza degli Affari, 6 - 20123 Milano  
T +39 02 724261 | Fax +39 02 8646.4323  
e-mail: markets\_analysis@borsaitaliana.it  
www.borsaitaliana.it

This publication is for information purposes only and is not a recommendation to engage in investment activities. This publication is provided "as is" without representation or warranty of any kind. Whilst all reasonable care has been taken to ensure the accuracy of the content, Euronext does not guarantee its accuracy or completeness. Euronext will not be held liable for any loss or damages of any nature ensuing from using, trusting or acting on information provided. No information set out or referred to in this publication shall form the basis of any contract. The creation of rights and obligations in respect of financial products that are traded on the exchanges operated by Euronext's subsidiaries shall depend solely on the applicable rules of the market operator. All proprietary rights and interest in or connected with this publication shall vest in Euronext. No part of it may be redistributed or reproduced in any form without the prior written permission of Euronext. Euronext disclaims any duty to update this information. Euronext refers to Euronext N.V. and its affiliates. Information regarding trademarks and intellectual property rights of Euronext is located at [www.euronext.com/terms-use](http://www.euronext.com/terms-use).

© 2022 Euronext N.V. - All rights reserved

