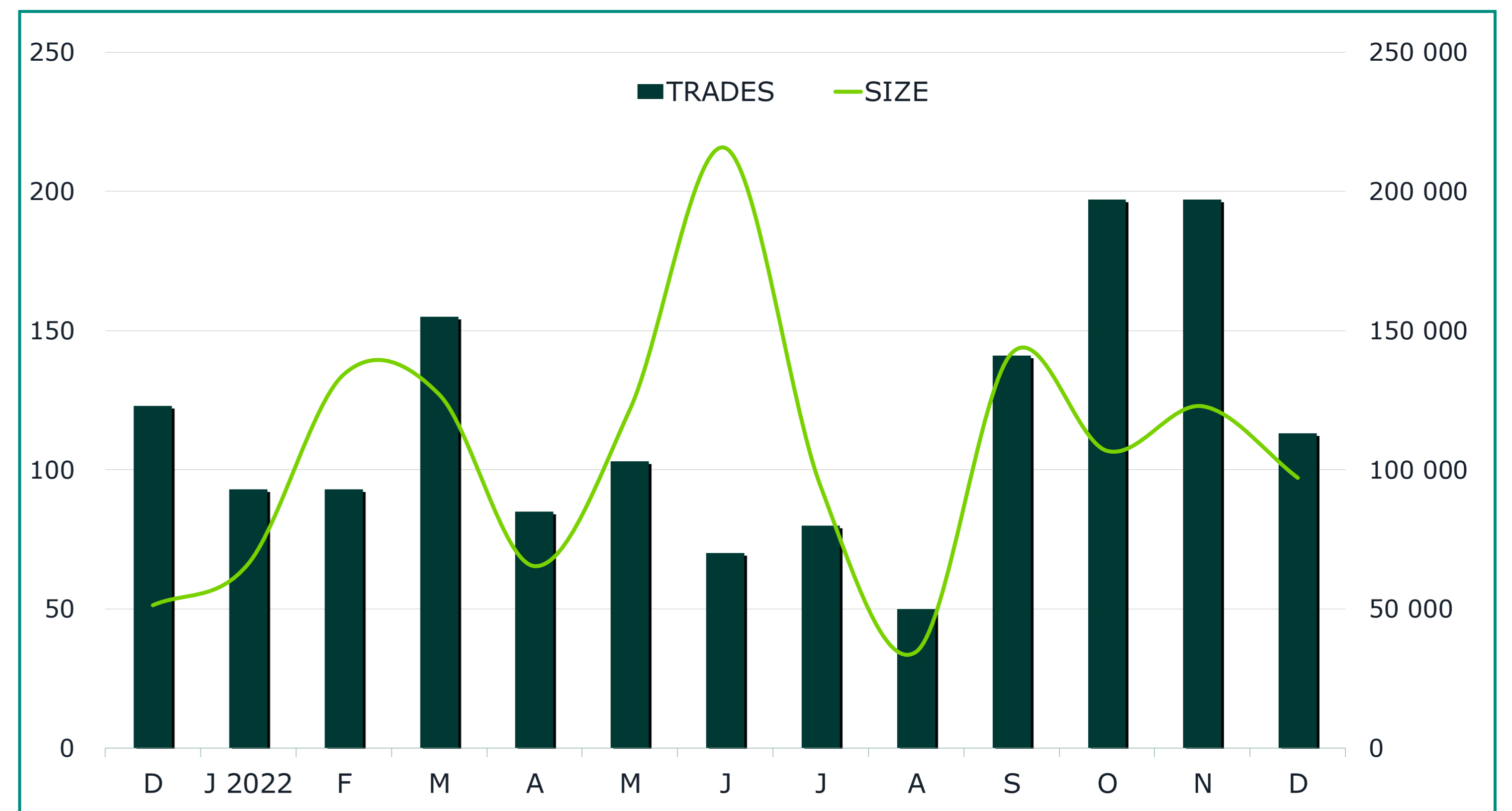
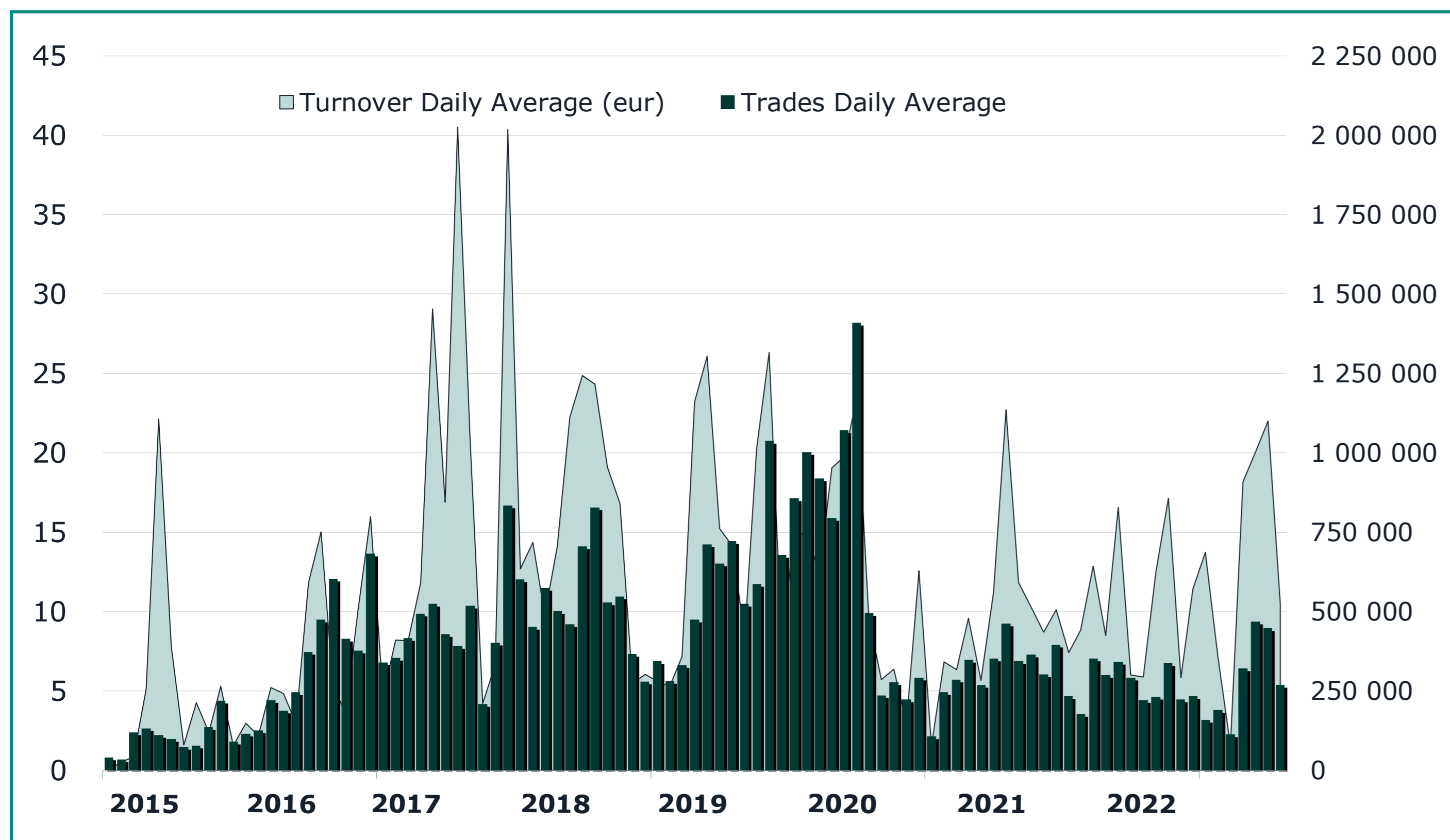


**ATFund Statistics**
**December 2022**
**TRADING EVOLUTION**

**MAIN INDICATORS**
**LISTED FUNDS**

	LISTED	AUM in MT	
	END of MONTH	eur m	eur m
		30/11/2022	30/12/2022
<b>CORPORATE AND GOV. BOND</b>	21	43.79	44.77
<b>DEVELOPED MARKETS</b>	21	60.07	59.87
<b>EMERGING</b>	2	3.61	4.13
<b>STYLE</b>			
<b>OTHERS</b>	38	330.75	323.69
<b>TOTAL</b>	<b>82</b>	<b>438.21</b>	<b>432.46</b>

**TRADING**

	NOVEMBRE 2022	DECEMBER 2022	JAN - DEC 2022
	Turnover	Turnover	Turnover
	eur m	eur m	eur m
<b>CORPORATE AND GOV. BOND</b>	5.4	2.8	37.12
<b>DEVELOPED MARKETS</b>	3.2	0.7	24.86
<b>EMERGING</b>	0.2	0.6	4.35
<b>STYLE</b>			
<b>OTHERS</b>	15.6	6.9	91.04
<b>TOTAL</b>	<b>24.41</b>	<b>10.97</b>	<b>157.37</b>

**MOST TRADED IN THE MONTH BY TURNOVER**

Name	Trading Code	ISIN	TURNOVER	
			eur m	% TOT
1 OTF OPPORTUNITY	OTFOPP	IT0005279697	3.68	33.6%
2 OPEN CAPITAL TOTAL RETURN CLASSE L	OCPTR	IT0005279515	2.08	18.9%
3 OTF BOND	OTFBND	IT0005279572	1.84	16.8%
4 NEW MILLENNIUM AUGUSTUM CORPORATE BOND L	NMCB	LU1148874396	0.81	7.4%
5 NICHEJUNGLE JAPAN ORPHAN COMPAN SDG FUND	NJJAP	IE000Y50XF14	0.58	5.3%
6 NICHEJUNGLE KOREA REUNIFICATION SDG FUND	NJKOR	IE000ROCQO77	0.57	5.2%
7 OPEN CAPITAL PROFESSIONAL	OCPPI	IT0005279754	0.55	5.0%
8 NEW MILLEN MULTI ASSET OPPORTUN CLASSE L	NMMAO	LU1363165751	0.27	2.5%
9 PHARUS TARGET, CLASSE QD	PHSTQ	LU1136402432	0.16	1.5%
10 NEW MILLENNIUM BALANC WORLD CONSERVAT L	NMBWC	LU1148874552	0.12	1.1%

**MOST TRADED IN THE YEAR BY TURNOVER**

Name	Trading Code	ISIN	TURNOVER	
			eur m	% TOT
1 OPEN CAPITAL TOTAL RETURN CLASSE L	OCPTR	IT0005279515	32.23	20.5%
2 OTF BOND	OTFBND	IT0005279572	17.48	11.1%
3 OPEN CAPITAL PROFESSIONAL	OCPPI	IT0005279754	13.71	8.7%
4 OTF OPPORTUNITY	OTFOPP	IT0005279697	12.96	8.2%
5 PHARUS SICAV EUROPE TOTAL RETURN CLASS Q	PSEAFQ	LU1437803767	12.30	7.8%
6 NEW MILLEN MULTI ASSET OPPORTUN CLASSE L	NMMAO	LU1363165751	7.70	4.9%
7 ACOMEA 12 MESI CLASSE Q2	ACALIQ	IT0005090854	4.49	2.9%
8 PHARUS BEST REG. COMPANIES, CLASSE QD	PHSTED	LU1868872802	4.28	2.7%
9 NICHEJUNGLE JAPAN ORPHAN COMPAN SDG FUND	NJJAP	IE000Y50XF14	4.12	2.6%
10 NICHEJUNGLE KOREA REUNIFICATION SDG FUND	NJKOR	IE000ROCQO77	4.06	2.6%

**What is ATFund (@Fund)**

ATFund is a multilateral trading facilities (MTF) for open-end funds.

Clients can enter buy and sell orders between 8:00 a.m. and 10:55 a.m. Orders must indicate the quantity only.

Between 10:55 and 11 a.m. only the Appointed Intermediary can insert orders to execute the imbalance between buy and sell quantities. Trades are concluded within one minute after 11 a.m.

Contracts concluded at T are valued the following day (T+1) with the NAV (in Euro) as of day T provided by the issuers of listed funds by the cut-off time (5:00 pm).

Trades, valued at NAV, are settled in Monte Titoli the third day following the conclusion of contracts (T+3).

**News:**

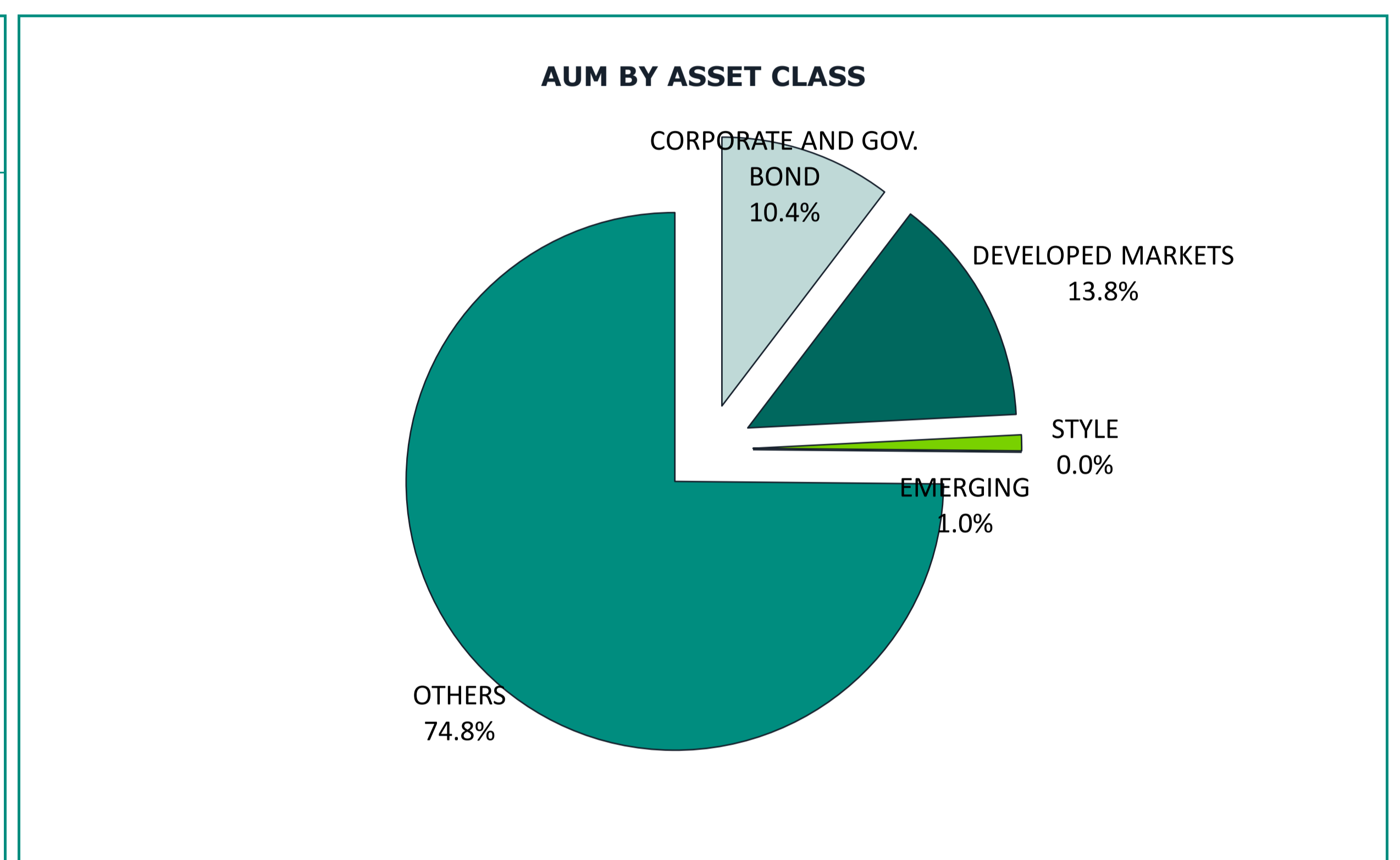
ATFund AUM reached €432.46 m

Note: ATFund figures are included in the ETFplus until September 2018

TURNOVER		NOVEMBRE 2022		DECEMBER 2022		YEAR 2022			
		Trades	Turnover eur m	Trades	Turnover eur m	Trades	% TOT	Turnover eur m	% TOT
0	20 000	68	0.54	39	0.33	626	45.5%	4.68	3.0%
20 000	50 000	37	1.23	25	0.81	251	18.2%	8.13	5.2%
50 000	100 000	42	2.81	27	2.08	180	13.1%	13.20	8.4%
100 000	500 000	37	7.39	17	3.40	243	17.6%	50.50	32.1%
500 000		13	12.44	5	4.35	77	5.6%	80.86	51.4%
<b>TOTAL</b>		<b>197</b>	<b>24.41</b>	<b>113</b>	<b>10.97</b>	<b>1 377</b>		<b>157.37</b>	

## FOCUS

FUNDS WITH HIGHEST TURNOVER				
MONTH	NAME	TRADING CODE	ISIN	EUR
JANUARY	ACOMEA BREVE TERMINE CLASSE Q2	ACABRT	IT0005090870	1 487 794
FEBRUARY	OPEN CAPITAL PROFESSIONAL	OCPP1	IT0005279754	3 766 264
MARCH	OPEN CAPITAL TOTAL RETURN CLASSE L	OCPTR	IT0005279515	3 805 622
APRIL	OPEN CAPITAL TOTAL RETURN CLASSE L	OCPTR	IT0005279515	2 848 387
MAY	ACOMEA 12 MESI CLASSE Q2	ACALIQ	IT0005090854	4 153 002
JUNE	PHARUS SICAV EUROPE TOTAL RETURN CLASS Q	PSEAFQ	LU1437803767	6 648 684
JULY	OPEN CAPITAL TOTAL RETURN CLASSE L	OCPTR	IT0005279515	3 468 976
AUGUST	SAFE SICAV-SAFE DYNAMIC ALLOCATION Q EUR	PHSAFQ	LU1136402788	415 717
AUGUST	SAFE SICAV-SAFE DYNAMIC ALLOCATION Q EUR	PHSAFQ	LU1136402788	415 717
SEPTEMBER	OTF BOND	OTFBND	IT0005279572	8 032 898
OCTOBER	OTF BOND	OTFBND	IT0005279572	4 115 963
NOVEMBRE	OTF OPPORTUNITY	OTFOPP	IT0005279697	5 225 866
DECEMBER	OTF OPPORTUNITY	OTFOPP	IT0005279697	3 683 556



## MAIN INDICATORS - DEVELOPED MARKETS

Name	Trading Code	ISIN	Reference Price			DECEMBER 2022		JAN - DEC 2022	
			30/11/2022	30/12/2022	Var %	trades	Turnover C	trades	Turnover C
1 8A+ EIGER - CLASSE Q	8AECQ	IT0005114530	109.822	107.081	-2.5%	-	-	4	2 649 691
2 ACOMEAMERICA CLASSE Q2	ACAAME	IT0005091142	28.396	27.094	-4.6%	-	-	-	-
3 ACOMEASIA PACIFICO CLASSE Q2	ACAAPA	IT0005091183	7.783	7.891	1.4%	-	-	2	25 605
4 ACOMEAEUROPA CLASSE Q2	ACAEUP	IT0005091167	18.194	17.929	-1.5%	-	-	-	-
5 ACOMEGLOBALE CLASSE Q2	ACAGLO	IT0005091100	17.111	16.984	-0.7%	-	-	7	385 700
6 ACOMEPMITALIA ESG CLASSE Q2	ACAITA	IT0005091233	30.125	29.868	-0.9%	-	-	2	62 499
7 ALESSIA - VOLCOR BETA ZERO CLASS Q	AVBZ01	LU1238726811	101.33	100.3	-1.0%	2	62 047	4	76 985
8 ATOMOMADE IN ITALY FUND - CLASSE L	ATMMIF	LU1391064828	158.15	156.92	-0.8%	2	3 134	7	659 856
9 COMPAM ACTIVE GLOBAL LONG SHORT	COMAEE	LU1275425897	82.419	81.105	-1.6%	-	-	-	-
10 COMPAM FUND - SB EQUITY CLASSE Q	COMSBE	LU1275426275	138.177	129.472	-6.3%	-	-	3	199 926
11 COMPAM FUND ACORO GLOB EQUITY LONG-ONLY	COMACO	LU2339391539	-	-	-	-	-	-	-
12 COMPAM FUND ACTIVE GLOBAL EQUITY	COMGEQ	LU1783934646	-	-	-	-	-	-	-
13 FINLABO DYNAMIC EQUITY - CLASSE L	FINLDE	LU1397788552	97.53	97.02	-0.5%	-	-	6	656 034
14 NEW MILLENNIUM EURO EQUITIES CLASSE L	NMEE	LU1148873406	70.75	68.09	-3.8%	-	-	-	-
15 NEW MILLENNIUM GLOBAL EQUITIES EUR HED L	NMGE	LU1148873588	119.97	111.77	-6.8%	-	-	-	-
16 NICHEJUNGLE JAPAN ORPHAN COMPAN SDG FUND	NJJAP	IE000Y50XF14	1009.99	1019.81	1.0%	9	577 527	51	4 120 546
17 PHARUSELECTRIC MOBILITY VALUE NICHE	PHSEMNI	LU1867072495	164	151.45	-7.7%	-	-	22	2 049 664
18 PHARUSEQUITY LEADERS CLASS Q	PHSIEQ	LU1136402192	112.41	104.55	-7.0%	-	-	-	-
19 PHARUSGLOBAL VALUE EQUITY CLASS Q	PSGVQ	LU1371515534	149.68	146.88	-1.9%	-	-	9	1 027 609
20 PHARUSGLOBAL VALUE EQUITY CLASS QH	PSGVQH	LU1371515880	139.21	137.94	-0.9%	-	-	9	615 922
21 PHARUSGLOBAL VALUE EQUITY CLASS QHD	PSGQHD	LU1574104151	109.64	108.63	-0.9%	-	-	-	-
22 PHARUS SICAV EUROPE TOTAL RETURN CLASS Q	PSEAFQ	LU1437803767	115.51	114.88	-0.5%	1	63 745	17	12 304 389
23 PHARUS SICAV NEXT REVOLUTION CLASS Q	PHSVQ	LU1136401970	-	-	-	-	-	2	24 996



## MAIN INDICATORS - CORPORATE AND GOV. BOND

Name	Trading Code	ISIN	30/11/2022	Reference Price		Var %	DECEMBER 2022		JAN - DEC 2022	
				30/11/2022	30/12/2022		Trades	Turnover €	Trades	Turnover €
1 ACOME 12 MESI CLASSE Q2	ACALIQ	IT0005090854	6.818	7.18	5.3%	-	-	15	4 492 259	
2 ACOME BREVE TERMINE CLASSE Q2	ACABRT	IT0005090870	13.694	14.047	2.6%	-	-	28	3 308 642	
3 ACOME EUROBLIGAZIONARIO CLASSE Q2	ACAEUO	IT0005090896	-	-	-	-	-	15	555 337	
4 ACOME PERFORMANCE CLASSE Q2	ACAPER	IT0005090912	19.386	19.937	2.8%	1	20	4	353 941	
5 AISM LOW VOLATILITY FUND - E PLUS	AISMLV	LU1280406684	74.16	72.99	-1.6%	-	-	2	14 334	
6 BASE INV BONDS VALUE CLASS EUR L	BONVAL	LU1242466289	101.65	101.81	0.2%	-	-	2	49 788	
7 COMPAM FUND - SB BOND CLASSE Q	COMSBB	LU1275426432	99.7	98.823	-0.9%	-	-	2	501 881	
8 COMPAM FUND FLEXIBLE BOND CLASSE Q	COMFBO	LU1472302576	98.737	97.425	-1.3%	-	-	16	3 308 447	
9 INVESTIMENTI SOSTENIBILI LIFEGATE	LGINVS	IT0005215709	-	-	-	-	-	1	10 239	
10 NEW MILLEN EVERG GL HI YLD BOND CLASSE L	NMEGH	LU1363165918	-	-	-	-	-	-	-	
11 NEW MILLENNIUM AUGUST HIGH QUALIT BOND L	NMHQB	LU1148873745	157.12	155.69	-0.9%	-	-	-	-	
12 NEW MILLENNIUM AUGUSTUM CORPORATE BOND L	NMBC	LU1148874396	230.8	226.34	-1.9%	1	807 730	2	1 612 357	
13 NEW MILLENNIUM EURO BONDS SHORT TERM L	NMEBST	LU1148873661	131.91	130.72	-0.9%	-	-	1	16 289	
14 NEW MILLENNIUM EX EUR HIGH QUALIT BOND L	NMEXHQ	LU1148873828	108.69	105.88	-2.6%	-	-	-	-	
15 NEW MILLENNIUM INFLAT LINK BOND EUROP L	NMILB	LU1148874040	112.93	108.98	-3.5%	-	-	2	1 004 971	
16 NEW MILLENNIUM ITALIAN DIVERSIF BOND L	NMIDB	LU1148874479	133.74	130.25	-2.6%	-	-	4	25 220	
17 NEW MILLENNIUM LARGE EUROPE CORPORATE L	NMLEC	LU1148874123	132.21	130.31	-1.4%	-	-	1	1 432	
18 OTF BOND	OTFBND	IT0005279572	100.602	99.812	-0.8%	18	1 841 155	142	17 483 580	
19 PHARUS BOND OPPORTUNITIES CLASS Q	PHSBOQ	LU1136401111	-	-	-	-	-	3	263 974	
20 PHARUS LIQUIDITY CLASS Q	PHSLQ	LU1136401384	100.92	101.15	0.2%	-	-	13	2 481 993	
21 PHARUS TARGET, CLASSE QD	PHSTQ	LU1136402432	58.99	-	n.a.	2	160 901	13	1 050 073	
22 PLURIMA APUANO FLEXIBLE BOND FUND A EUR	PLAFBL	IE000FW9A4J6	98.602	98.849	0.3%	-	-	7	544 028	
23 PLURIMA GLOBAL STAR RETURN FUND A LISTED	POGSRF	IE00B22ZR401	-	-	-	-	-	-	-	
24 QSF - EUROPEAN HIGH YIELD BOND Q ACC	QSFEHY	LU2264552642	92	91.61	-0.4%	-	-	1	44 060	
25 VG SICAV GLOBAL BOND CLASSE L	VGGLBD	LU1501204389	-	-	-	-	-	-	-	

## MAIN INDICATORS - EMERGING, STYLE AND OTHERS

Name	Trading Code	ISIN	30/11/2022	Reference Price		Var %	DECEMBER 2022		JAN - DEC 2022	
				30/11/2022	30/12/2022		Trades	Turnover €	Trades	Turnover €
1 8A+ LATEMAR - CLASSE Q	BALCQ	IT0005114522	105.507	103.143	-2.2%	-	-	-	-	
2 ACOME PAESI EMERGENTI CLASSE Q2	ACAPEM	IT0005091126	9.903	9.833	-0.7%	-	-	7	284 176	
3 ACOME PATRIMONIO AGGRESSIVO CLASSE Q2	ACAAGG	IT0005091084	5.034	5.026	-0.2%	-	-	7	15 032	
4 ACOME PATRIMONIO DINAMICO CLASSE Q2	ACADIN	IT0005091068	6.282	6.322	0.6%	-	-	2	458 247	
5 ACOME PATRIMONIO ESENTE CLASSE Q2	ACAESE	IT0005252801	6.545	6.563	0.3%	1	2 146	4	8 116	
6 ACOME PATRIMONIO PRUDENTE CLASSE Q2	ACAPRU	IT0005091019	-	-	-	-	-	-	-	
7 ALESSIA - ABSOLUTE RETURN MACRO CLASS Q	AARM01	LU1238726654	105.52	104.72	-0.8%	-	-	3	264 370	
8 AMAGIS DYNAMIC ALLOC TOT RET FUND L1 EUR	ADA113	MT7000015665	99.1008	96.8623	-2.3%	-	-	2	61 397	
9 AQA COLOMBO EXTRA RETURN FUND CLASS D	CXR	MT7000024006	98.2975	92.1573	-6.2%	1	48 040	5	103 140	
10 ATOMO CARPINUS - CLASSE L	ATMCAR	LU1391065718	-	-	-	-	-	-	-	
11 ATOMO GLOBAL RETURN - CLASSE L	ATMGLR	LU1391065395	82.46	81.01	-1.8%	-	-	20	632 339	
12 ATOMO PLAB FLEX ABSOLUTE FUND - CLASSE L	ATMPLF	LU1391065551	96.57	94.62	-2.0%	-	-	3	292 919	
13 BASE INV FLEX LOW RISK EXPOS CLASS EUR L	FLEXLO	LU1242466875	112.23	112.17	-0.1%	-	-	1	1 005 168	
14 COMPAM FUND - SB FLEXIBLE CLASSE Q	COMSBF	LU1275426358	81.136	67.916	-16.3%	1	3 876	13	176 721	
15 COMPAM FUND GLOBAL FLEXIBLE BLEND	COMGFB	LU1769738383	94.379	93.323	-1.1%	-	-	17	3 194 189	
16 COMPAM FUND SB CONVEX CLASSE Q	COMSBC	LU1468873846	117.759	115.536	-1.9%	-	-	15	40 635	
17 COMPAM GLOBAL DIVERSIFIED CLASSE Q	COMGDO	LU1275426515	90.344	89.274	-1.2%	-	-	-	-	
18 FCS FLEX ABLE GROWTH PLUS FUND CLASS B	FLEXAP	LU1720052098	-	-	-	-	-	-	-	
19 INTERMONTE FLEXIBLE EUROPE	INTFE	LU1688213104	-	-	-	-	-	4	33 089	
20 NEW MILLEN MULTI ASSET OPPORTUN CLASSE L	NMMAO	LU1363165751	101.6	100.03	-1.5%	3	274 769	71	7 702 334	
21 NEW MILLENNIUM AUGUSTUM MARKET TIMING L	NMMT	LU1148874636	114.64	112.76	-1.6%	-	-	-	-	
22 NEW MILLENNIUM BALANC WORLD CONSERVAT L	NMBWC	LU1148874552	149.04	145.47	-2.4%	3	123 884	15	2 567 135	
23 NEW MILLENNIUM PIR BILANCIATO SIST ITA L	NMPBSI	LU1602468800	94.9	92.38	-2.7%	-	-	2	238 763	
24 NEW MILLENNIUM TOTAL RETURN FLEXIBLE	NMTRF	LU2249747283	119.48	118.93	-0.5%	-	-	1	100 675	
25 NEW MILLENNIUM VOLACTIVE CLASSE L	NMVOL	LU1148874800	93.37	91.95	-1.5%	-	-	-	-	
26 NICHEJUNGLE KOREA REUNIFICATION SDG FUND	NJKOR	IE000ROCQ077	-	1017.23	-	10	572 871	46	4 063 222	
27 OPEN CAPITAL PROFESSIONAL	OCPP1	IT0005279754	97.314	93.019	-4.4%	15	550 612	153	13 708 383	
28 OPEN CAPITAL TOTAL RETURN CLASSE L	OCPTT	IT0005279515	103.81	100.759	-2.9%	17	2 078 305	260	32 228 579	
29 OTF OPPORTUNITY	OTFOPP	IT0005279697	105.966	101.449	-4.3%	17	3 683 556	65	12 960 541	
30 PHARUS ASIAN VALUE NICHE	PHSAN	LU1867072735	121.26	117.42	-3.2%	-	-	53	3 968 169	
31 PHARUS BEST REG. COMPANIES, CLASSE QD	PHSTED	LU1868872802	98.65	94.04	-4.7%	-	-	13	4 283 105	
32 PHARUS SICAV - BASIC FUND Q	HPSBAS	LU1176781729	22.45	22.29	-0.7%	1	2 464	44	1 672 798	
33 PHARUS SICAV_CONSERVATIVE	PHSARQ	LU1136401467	102.41	99.49	-2.9%	-	-	22	1 098 026	
34 PHARUS TREND PLAYER CLASS Q	PHSTPQ	LU1253867847	154.33	138.76	-10.1%	-	-	2	688	
35 PLURIMA STRATEGY PORTFOLIO A LISTED	PPSPOF	IE00BVDPPXK98	9.492	9.148	-3.6%	-	-	-	-	
36 QSF - FAMILY GLOBAL VALUE EUR Q ACC	QSFFGV	LU2264552998	95.14	94.41	-0.8%	-	-	2	167 362	
37 SAFE SICAV-SAFE DYNAMIC ALLOCATION Q EUR	PHSAFQ	LU1136402788	87.72	86.55	-1.3%	3	71 949	54	2 635 256	
38 SELECTRA J. LAMARCK BIOTECH CLASS D	SELJLB	LU1246176264	152.47	136.67	-10.4%	4	24 610	33	265 126	
39 SELECTRA J. LAMARCK PHARMA CLASS D	SELJLP	LU1246176850	119.17	112.77	-5.4%	-	-	-	-	
40 SUMUS STRATEGIC FUND CLASSE Q EUR	HPSDYN	LU1176783774	10.57	10.47	-0.9%	-	-	13	984 633	
41 TIMEO BEST GLOBAL MANAGERS FLEX EQUITY	TNSBEQ	LU1850436491	93.47	91.01	-2.6%	1	18 738	2	28 828	
42 UCAPITAL MULTI ALPHA PLUS FUND A LISTED	PMALPF	IE00BV9H9599	8.208	8.208	0.0%	-	-	-	-	
43 VARENNE VALEUR	VVAITA	LU2358390594	123.67	119.88	-3.1%	-	-	2	24 566	
44 VARENNE VALEUR QUOTA IT	VVAITA	FR0013216991	-	-	-	-	-	2	119 084	

## Markets Analysis

Piazza degli Affari, 6 - 20123 Milano  
T +39 02 724261 | Fax +39 02 8646.4323  
e-mail: [markets\\_analysis@borsaitaliana.it](mailto:markets_analysis@borsaitaliana.it)  
[www.borsaitaliana.it](http://www.borsaitaliana.it)

This publication is for information purposes only and is not a recommendation to engage in investment activities. This publication is provided "as is" without representation or warranty of any kind. Whilst all reasonable care has been taken to ensure the accuracy of the content, Euronext does not guarantee its accuracy or completeness. Euronext will not be held liable for any loss or damages of any nature ensuing from using, trusting or acting on information provided. No information set out or referred to in this publication shall form the basis of any contract. The creation of rights and obligations in respect of financial products that are traded on the exchanges operated by Euronext's subsidiaries shall depend solely on the applicable rules of the market operator. All proprietary rights and interest in or connected with this publication shall vest in Euronext. No part of it may be redistributed or reproduced in any form without the prior written permission of Euronext. Euronext disclaims any duty to update this information. Euronext refers to Euronext N.V. and its affiliates. Information regarding trademarks and intellectual property rights of Euronext is located at [www.euronext.com/terms-use](http://www.euronext.com/terms-use).

© 2022 Euronext N.V. - All rights reserved

