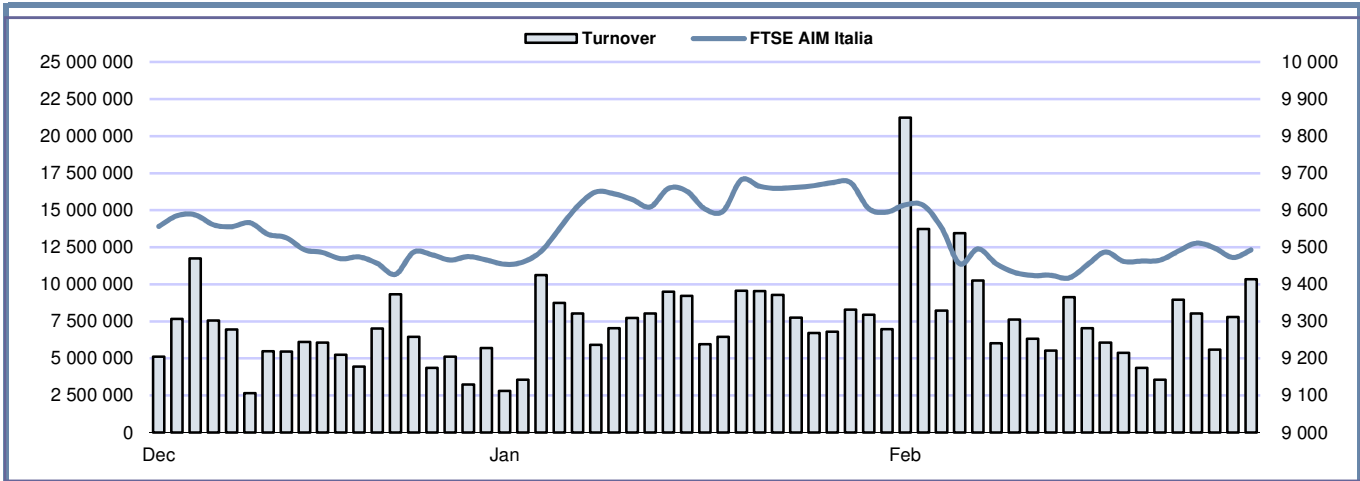




AIM-MAC Statistics

FEBRUARY 2018

SHARE TRADING



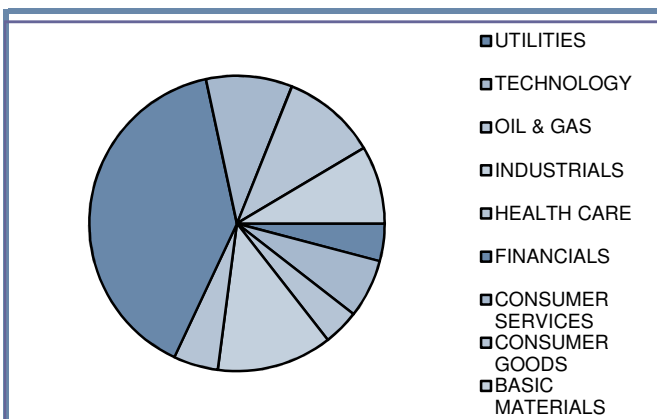
BEST PERFORMANCE IN THE MONTH

Shares	Alphab. code	% price variation 31/01/2018
PHARMANUTRA	PHN	5.44%
MODELLERIA BRAMBILLA	MBR	4.69%
FINLOGIC	FNL	3.70%
AMBROMOBILIARE	AMB	3.56%
FIRST CAPITAL	FIC	3.10%

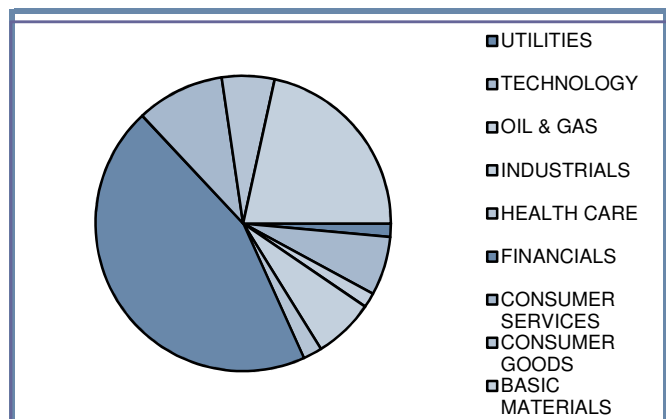
MOST TRADED SHARES IN THE MONTH

Shares	Alphab. code	Turnover €	% on total
BIO ON	ON	35 952 475	21.32%
SPAXS	SPAX	35 362 417	20.97%
EPS EQUITA PEP	EPS	11 320 992	6.71%
IDEAMI	IDM	5 136 016	3.05%
CRESCITA	CRS	4 693 930	2.78%

MARKET CAP. BY INDUSTRY



TURNOVER BY INDUSTRY



NEWS

Empty box for news content.

Additional Information:

AIM Italia is the Borsa Italiana market dedicated to the Italian small and medium-sized enterprises with high growth potential. AIM Italia leverages on the knowhow obtained in the UK in over 15 years of experience on AIM and is characterized by its balanced regulatory approach in order to meet both companies' and investors' needs. AIM Italia is supported by a dedicated community of advisers. Specifically the Nominated Advisers play a central role assisting the companies during the admission phase and throughout their time on the market.

This publication uses only electronic trading data; trades that are reported to Borsa Italiana under its rules but executed away from its electronic order books are not included.

This document contains text, data, graphics, photographs, illustrations, artwork, names, logos, trade marks, service marks and information ("Information") connected with Borsa Italiana S.p.A. ("Borsa Italiana").

All reasonable efforts have been made to ensure that the Information in this document was correct at the time of publication. However, Borsa Italiana Spa accepts no liability for decisions taken, or systems-related or other work carried out by any party based on this document. The publication of this document does not represent solicitation, by Borsa Italiana, of public saving and is not to be considered as a recommendation by Borsa Italiana as to the suitability of the investment, if any, herein described.

© February 2018 Borsa Italiana S.p.A.. All rights reserved.

Markets Analysis
Piazza degli Affari, 6 - 20123 Milano
T +39 02 724261 | Fax +39 02 8646.4323
e-mail: markets_analysis@borsaitaliana.it
www.borsaitaliana.it



London
Stock Exchange Group

