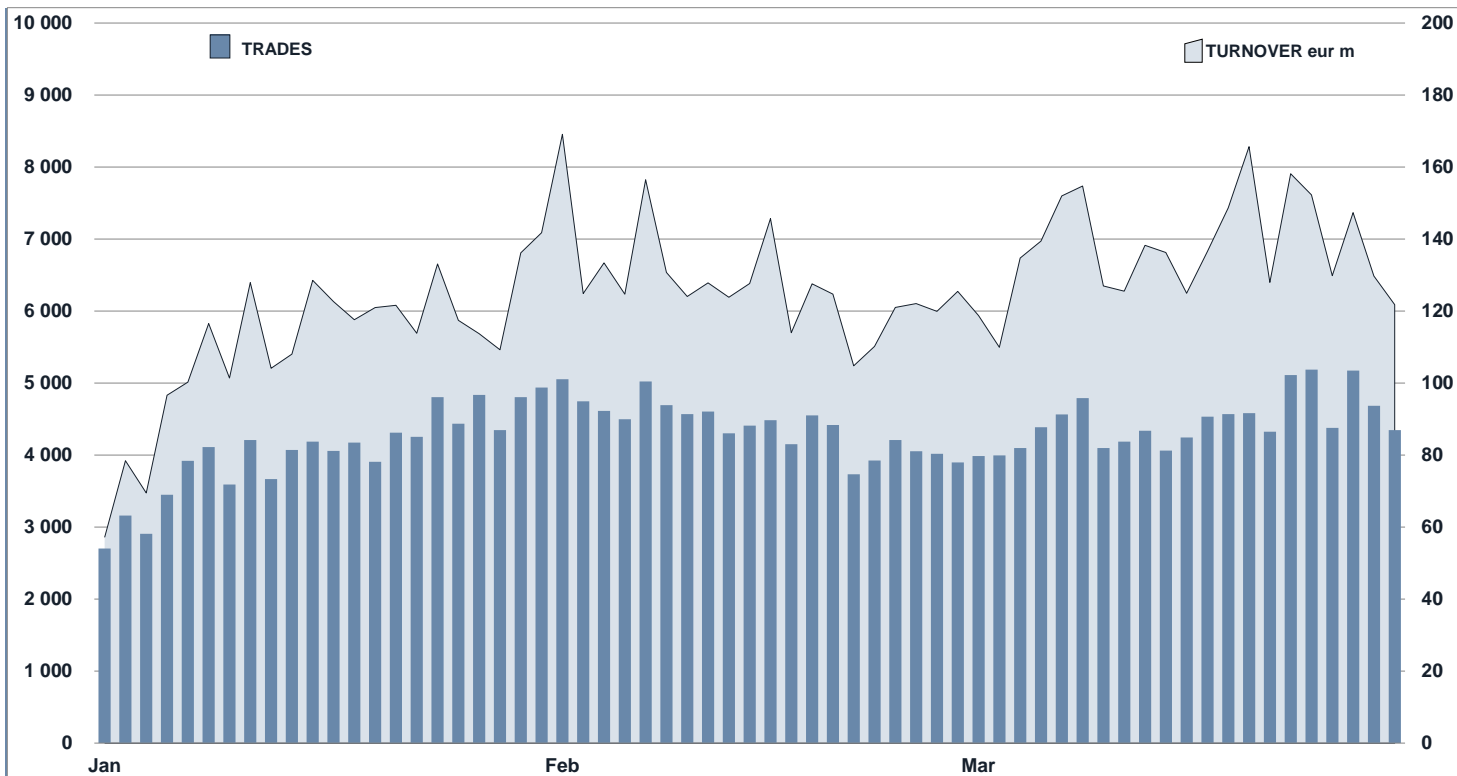


EuroTLX Statistics

March 2019

DAILY TURNOVER



MAIN INDICATORS

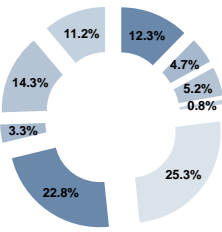
LISTED

TRADING


	DEC 2018		FEBRUARY 2019		MARCH 2019		FEBRUARY 2019		MARCH 2019		JAN - MAR 2019	
	LISTED END OF MONTH	LISTED END OF MONTH	NEW LISTED BEGIN of JAN 2019	LISTED END OF MONTH	NEW LISTED BEGIN of JAN 2019	TRADES number	TURNOVER eur m	TRADES number	TURNOVER eur m	TRADES number	TURNOVER eur m	
EUROTLX												
FIXED INCOME	2 805	2 759	61	2 754	109	87 987	2 558.7	93 671	2 880.2	270 534	7 876.0	
CERT-X	2 254	2 381	223	2 552	495	43 861	555.3	79 512	1 173.6	158 672	2 185.0	
SHARES	587	606	21	604	21	5 583	45.1	6 965	54.3	18 397	144.3	
TOTAL	5 646	5 746	305	5 910	625	137 431	3 159.1	180 148	4 108.0	447 603	10 205.3	
FIXED INCOME - TYPE OF INSTRUMENT												
GOVERNMENT BONDS EU	335	338	9	339	13	2 162	52.9	2 576	72.9	7 225	195.5	
GOVERNMENT BONDS IT	126	128	8	130	12	8 873	530.9	8 574	588.9	25 762	1 598.1	
GOVERNMENT BONDS NON-EU	143	144	2	143	2	5 724	116.7	6 307	128.6	21 939	401.7	
GOVERNMENT BONDS SOVEREIGN	22	22	-	22	-	1 522	32.1	1 266	31.0	4 060	85.8	
BANKING BONDS NON EUROBOOND	718	697	21	698	43	38 259	685.4	38 258	691.6	110 746	1 907.1	
CORPORATE BONDS	639	628	12	629	20	13 483	464.7	14 983	537.9	41 317	1 404.3	
EMERGING MARKETS BONDS	89	91	2	90	3	2 274	43.5	3 340	69.6	7 975	156.8	
FINANCIALS BONDS	415	403	5	395	7	6 417	426.9	7 540	541.9	21 049	1 443.7	
SUPRANATIONAL BONDS	318	308	2	308	9	9 273	205.6	10 827	217.9	30 461	683.0	
TOTAL	2 805	2 759	61	2 754	109	87 987	2 558.7	93 671	2 880.2	270 534	7 876.0	
FIXED INCOME - TYPE OF STRUCTURE												
STRUCTURED INTEREST RATE	233	232	5	232	9	17 397	380.3	15 634	423.1	49 109	1 120.0	
PLAIN VANILLA	2 313	2 265	49	2 261	88	61 532	1 955.6	68 352	2 202.3	193 390	6 008.8	
INFLATION LINKED	92	91	-	92	1	749	26.0	845	31.2	2 461	85.8	
INDEX LINKED	49	53	4	53	6	2 254	28.6	2 447	32.9	6 281	81.4	
FUND LINKED	13	13	-	15	2	105	1.9	103	2.0	303	5.3	
FIXED FLOATER	84	82	1	78	1	5 671	160.8	5 924	181.3	18 086	557.5	
EQUITY LINKED	2	3	1	3	1	36	0.4	48	0.7	124	1.5	
CURRENCY LINKED	6	6	-	6	-	75	1.4	100	1.5	253	4.1	
CREDIT PROTECTION	10	10	-	10	-	112	2.8	171	4.3	391	9.5	
COMMODITY LINKED	1	2	1	2	1	33	0.4	33	0.5	79	1.0	
OTHER STRUCTURES	2	2	-	2	-	23	0.4	14	0.4	57	1.2	
TOTAL	2 805	2 759	61	2 754	109	87 987	2 558.7	93 671	2 880.2	270 534	7 876.0	

FOCUS ON LISTED BONDS - END OF MONTH

LISTED BY TYPE OF INSTRUMENT



LISTED BY TYPE OF STRUCTURE



TYPE OF INSTRUMENT - MOST TRADED BONDS IN TERMS OF TURNOVER

GOVERNMENT BONDS EU - MARCH 2019				GOVERNMENT BONDS IT - MARCH 2019			
ISIN	NAME	eur m	TRADES	ISIN	NAME	eur m	TRADES
PTOTE50E0007	OT 4.1% 15AP37	5.6	63	IT0004009673	BTP 3.75% 01AG21	19.5	315
ES0000012747	BONOS 1.15% 30LG20	4.9	70	IT0005217380	BTP 2.8% 01M267	18.8	252
PTOTEBOE0020	OT 4.1% 15FB45	3.9	48	IT0005273013	BTP 3.45% 01M248	16.9	237
ES0000012389	OBLIGACIONES 5.5% 30AP21	3.4	63	IT0005240830	BTP 2.2% 01GN27	16.6	325
PTOTESOE0013	OT 2.2% 17OT22	2.7	11	IT0005321325	BTP 2.95% 01ST38	14.4	195

GOVERNMENT BONDS NON EU - MARCH 2019				GOVERNMENT BONDS SOVEREIGN - MARCH 2019			
ISIN	NAME	eur m	TRADES	ISIN	NAME	eur m	TRADES
XS0501195993	ARGENTINA STEP UP SINK 31DC38	7.4	921	US465410BG26	ITALIA 5.375% 15GN33	10.9	346
US912828TR12	USA -T-NOTE 1% 30ST19	6.7	78	XS1768074319	ROMANIA 3.375% 08FB38	4.4	305
XS1508675508	ARABIA SAUDITA 4.5% 26OT46	6.4	19	US465410AH18	ITALIA 6.875% 27ST23	3.4	136
US12810R0K60	USA -T-BOND 2.5% 15FB45	6.1	371	XS1085735899	PORTOGALLO 5.125% 15OT24	2.8	68
AU000XCLWAM0	AUSTRALIA 2.75% 21GN35	5.8	301	XS009449456	ITALIA- CMS FLOOR 28GN29	2.6	107

BANKING BONDS NON EUROBOND - MARCH 2019				CORPORATE BONDS - MARCH 2019			
ISIN	NAME	eur m	TRADES	ISIN	NAME	eur m	TRADES
IT0005087116	UCG TV CALL SUB 03MG25	53.5	2346	XS1708450561	WIND TRE 3.125% CALL 20GE25	32.3	346
IT0005158677	BANCO BPM - FIX FLOAT CAP 29GE21	48.6	2208	XS0214965963	TELECOM ITALIA 5.25% 17MZ55	29.7	287
IT0005144677	BANCO BPM - FIX FLOAT CAP 30DC20	28.2	1467	XS0161100515	TELECOM ITALIA FINANCE 7.75% 24GE33	28.9	1293
XS1782625641	MEDIABANCA INT SA STEP UP 29MZ24	24.8	2064	XS1435297202	SALINI IMPREGILO 3.75% CALL 24GN21	22.7	231
IT0005118838	ISP-TV SUB 30GN22	22.6	1206	XS1551347393	JAGUAR LAND ROVER 2.2% CALL 15GE24	18.5	214

EMERGING MARKETS BONDS - MARCH 2019				FINANCIALS BONDS - MARCH 2019			
ISIN	NAME	eur m	TRADES	ISIN	NAME	eur m	TRADES
US900123AT75	TURCHIA 8% 14FB34	8.5	832	XS1941841311	GENERALI 3.875% SUB 29GE29	44.2	417
US900123AW05	TURCHIA 7.375% 05FB25	5.1	380	XS1428773763	GENERALI-FIX FLOAT CALL SUB 08GN48	41.7	372
US105756BR01	BRASILE 5.625% CALL 07GE41	3.9	41	XS1109765005	ISP 3.928% SUB 15ST26	36.0	318
XS0088543193	RUSSIA 12.75% PUT 24GN28	3.5	84	XS1953271225	UCG-FIX TO CMS CALL SUB 20FB29	33.8	162
US105756AL40	BRASILE 12.25% 06MZ30	3.4	62	XS1958656552	UBI BANCA-FIX TO CMS CALL SUB 04MZ29	31.4	305

SUPRANATIONAL BONDS - MARCH 2019				TYPE OF INSTRUMENT - TURNOVER			
ISIN	NAME	eur m	TRADES				
IT0005090995	CDP FIX FLOAT 20MZ22	13.1	499				
XS0449594455	BEI-TV 15GE20	10.5	157				
US238795HG48	BEI 1.25% 18DC19	8.0	72				
XS0907250509	BEI-TV 15GE21	4.8	75				
XS1574041999	BEI 10% 07MZ22	4.5	350				

MOST TRADED BONDS BY CURRENCY IN TERMS OF TURNOVER

EUR - MARCH 2019				USD - MARCH 2019					
ISIN	NAME	CURRI eur m	TRADES	ISIN	NAME	CURRI eur m	TRADES		
IT0005087116	UCG TV CALL SUB 03MG25	EUR	53.5	2346	XS1782625641	MEDIABANCA INT SA STEP UP 29MZ24	USD	24.8	2064
IT0005158677	BANCO BPM - FIX FLOAT CAP 29GE21	EUR	48.6	2208	XS188506813	TOYOTA MOTOR CREDIT STEP-UP 24OT25	USD	14.1	930
XS1941841311	GENERALI 3.875% SUB 29GE29	EUR	44.2	417	IT0005185381	UCG-FIX FLOAT 31MG23	USD	13.5	1169
XS1428773763	GENERALI-FIX FLOAT CALL SUB 08GN48	EUR	41.7	372	XS1762729538	CITIGROUP GMH - STEP UP 12GN24	USD	12.1	759
XS1109765005	ISP 3.928% SUB 15ST26	EUR	36.0	318	US465410BG26	ITALIA 5.375% 15GN33	USD	10.9	346

GBP - MARCH 2019				OTHER CURRENCIES - MARCH 2019					
ISIN	NAME	CURRI eur m	TRADES	ISIN	NAME	CURRI eur m	TRADES		
XS1068966073	BEI TV 21MG21	GBP	2.4	129	AU000XCLWAM0	AUSTRALIA 2.75% 21GN35	AUD	5.8	301
GB00BDVDF150	GILT 1.75% 22LG19	GBP	0.9	19	XS1574041999	BEI 10% 07MZ22	TRY	4.5	350
XS1031001198	BEI TV 17FB20	GBP	0.9	47	XS1115184753	BEI 9.25% 03OT24	TRY	4.2	510
XS0452188054	ENEL FINANCE INT 5.625% 14AG24	GBP	0.8	9	XS0995130712	BEI 8.5% 25LG19	TRY	4.1	386
GB00BN65R198	GILT 2% 22LG20	GBP	0.7	71	NO0010429913	NORVEGIA 4.5% 22MG19	NOK	3.7	170

News

<p>8 EU government bonds:</p> <p>REPUBLICA TEDESCA -SCHATZ 0% 12.03.2021 EUR (DE0001104750)</p> <p>REPUBLICA FRANCESE -OAT 0.5% 25.05.2029 EUR (FR0013407236)</p> <p>REPUBLICA FRANCESE - OAT6 0.1% 01.03.2029 EUR (FR0013410552)</p> <p>REPUBLICA ITALIANA - BOT ZC 13.03.2020 EUR (IT0005385464)</p> <p>REPUBLICA ITALIANA - BOT ZC 30.09.2019 EUR (IT0005385462)</p> <p>REPUBLICA ITALIANA -BTP 1% 15.07.2022 EUR (IT0005386007)</p> <p>REPUBLICA ITALIANA -BTP 1.75% 01.07.2024 EUR (IT00053867492)</p> <p>REPUBLICA DI CIPRO 2.75% 26.02.2034 EUR (XS1958090929)</p>	<p>18 Other bonds:</p> <p>- 8 Corporate bonds:</p> <p>THYSSENKRUPP 2.875% CALLABLE 12.02.2024 EUR (DE000A2TEDB8)</p> <p>ARCELMITTAL 4.55% CALLABLE 11.03.2026 USD (US03938LBA17)</p> <p>MACY'S RETAIL HOLDINGS 3.625% CALLABLE 01.06.2024 USD (US56161XAL10)</p> <p>PETROBRAS GLOBAL FINANCE 6.9% CALLABLE 19.03.2049 USD (US71647NBD03)</p> <p>PETROLES MEXICANOS 6.35% CALLABLE 12.02.2048 USD (US716640C41)</p> <p>SNAM 1.25% CALLABLE 28.08.2025 EUR (XS1957442541)</p> <p>NOKIA 2% CALLABLE 11.03.2026 EUR (XS1968685838)</p> <p>TELEFONICA EMISIONES 1.788% CALLABLE 12.03.2029 EUR (XS196172560)</p>	<p>- 2 Financial Bonds</p> <p>UBI BANCA - FIXED TO CMS CALLABLE SUBORDINATO 04.03.2029 EUR (XS1958656552)</p> <p>BANCO BPM 2% 08.03.2022 EUR (XS1960844063)</p> <p>- 1 Emerging Markets</p> <p>REPUBLICA GRECA 3.875% 12.03.2029 EUR (GR0124035693)</p> <p>- 7 Supranational Bonds</p> <p>INTERNATIONAL FINANCE CORPORATION 7.75% 18.01.2030 MXN (XS1753775730)</p> <p>EUROPEAN BANK FOR RECONSTRUCTION AND DEVELOPMENT 20% 16.10.2019 TRY (XS18656020448)</p> <p>EUROPEAN BANK FOR RECONSTRUCTION AND DEVELOPMENT 24% 10.09.2021 TRY (XS1877643350)</p> <p>EUROPEAN BANK FOR RECONSTRUCTION AND DEVELOPMENT 27.5% 18.09.2020 TRY (XS1878324380)</p>
--	---	---

Markets Analysis
 Piazza degli Affari, 6 - 20123 Milano
 T +39 02 724261 | Fax +39 02 8646.4323
 e-mail: markets_analysis@borsaitaliana.it

The above Information is published on web site www.eurotlx.com



This document contains text, data, graphics, photographs, illustrations, artwork, names, logos, trade marks, service marks and information ("Information") connected with EuroTLX Sim SpA ("EuroTLX") and with Borsa Italiana S.p.A. ("Borsa Italiana").

All reasonable efforts have been made to ensure that the Information in this document was correct at the time of publication. However, EuroTLX and Borsa Italiana accept no liability for decisions taken, or system-related or other work carried out by any party based on this document. The publication of this document does not represent solicitation of public saving and is not to be considered as a recommendation on the suitability of the investment, if any herein described.