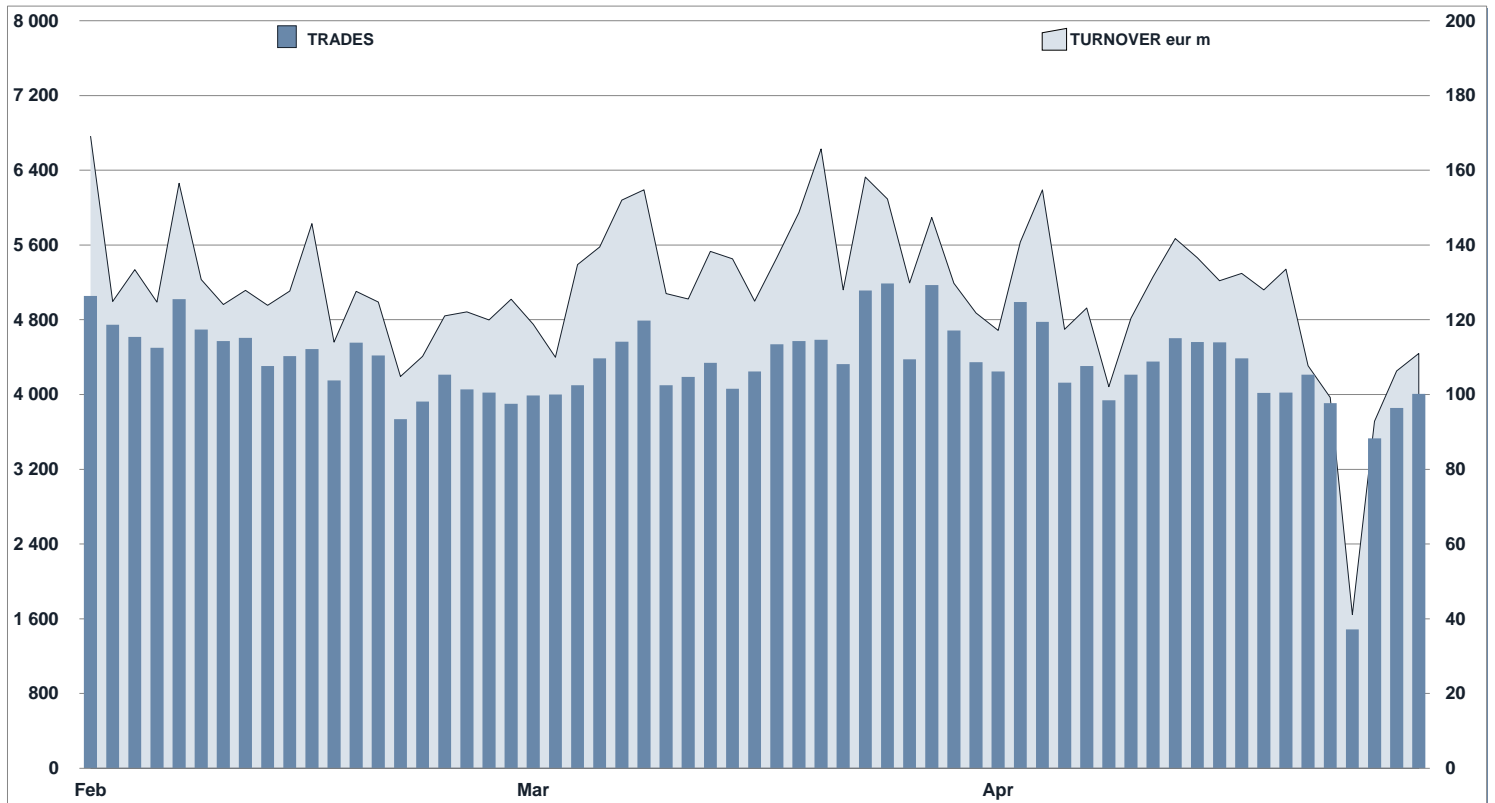


DAILY TURNOVER

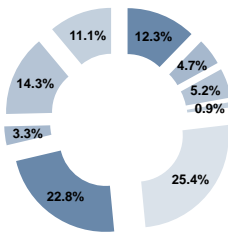


MAIN INDICATORS

	LISTED					TRADING						
	DEC 2018		MARCH 2019		APRIL 2019		MARCH 2019		APRIL 2019		JAN - APR 2019	
	LISTED END of MONTH	LISTED END of MONTH	NEW LISTED BEGIN of JAN 2019	LISTED END of MONTH	NEW LISTED BEGIN of JAN 2019	TRADES number	TURNOVER eur m	TRADES number	TURNOVER eur m	TRADES number	TURNOVER eur m	
<b>EUROTLX</b>												
FIXED INCOME	2 805	2 754	109	2 751	149	93 671	2 880.2	82 104	2 368.2	352 638	10 244.2	
CERT-X	2 254	2 552	495	2 607	637	79 512	1 173.6	81 680	1 163.6	240 352	3 348.5	
SHARES	587	604	21	697	116	6 965	54.3	7 188	56.5	25 585	200.9	
<b>TOTAL</b>	<b>5 646</b>	<b>5 910</b>	<b>625</b>	<b>6 055</b>	<b>902</b>	<b>180 148</b>	<b>4 108.0</b>	<b>170 972</b>	<b>3 588.3</b>	<b>618 575</b>	<b>13 793.6</b>	
<b>FIXED INCOME - TYPE OF INSTRUMENT</b>												
GOVERNMENT BONDS EU	335	339	13	337	14	2 576	72.9	2 140	61.0	9 365	256.5	
GOVERNMENT BONDS IT	126	130	12	130	16	8 574	588.9	6 397	438.1	32 159	2 036.2	
GOVERNMENT BONDS NON-EU	143	143	2	143	4	6 307	128.6	6 364	118.5	28 303	520.2	
GOVERNMENT BONDS SOVEREIGN	22	22	-	26	4	1 266	31.0	968	32.5	5 028	118.3	
BANKING BONDS NON EURO BOND	718	698	43	698	53	38 258	691.6	35 718	667.3	146 464	2 574.4	
CORPORATE BONDS	639	629	20	628	30	14 983	537.9	13 027	437.9	54 344	1 842.2	
EMERGING MARKETS BONDS	89	90	3	91	5	3 340	69.6	3 120	56.9	11 095	213.7	
FINANCIALS BONDS	415	395	7	393	13	7 540	541.9	5 469	372.0	26 518	1 815.7	
SUPRANATIONAL BONDS	318	308	9	305	10	10 827	217.9	8 901	184.0	39 362	866.9	
<b>TOTAL</b>	<b>2 805</b>	<b>2 754</b>	<b>109</b>	<b>2 751</b>	<b>149</b>	<b>93 671</b>	<b>2 880.2</b>	<b>82 104</b>	<b>2 368.2</b>	<b>352 638</b>	<b>10 244.2</b>	
<b>FIXED INCOME - TYPE OF STRUCTURE</b>												
STRUCTURED INTEREST RATE	233	232	9	234	12	15 634	423.1	13 185	345.8	62 294	1 465.8	
PLAIN VANILLA	2 313	2 261	88	2 255	122	68 352	2 202.3	60 269	1 798.2	253 659	7 807.0	
INFLATION LINKED	92	92	1	91	1	845	31.2	653	24.7	3 114	110.5	
INDEX LINKED	49	53	6	55	9	2 447	32.9	2 297	34.3	8 578	115.7	
FUND LINKED	13	15	2	15	2	103	2.0	146	3.5	449	8.8	
FIXED FLOATER	84	78	1	78	1	5 924	181.3	5 252	154.8	23 338	712.3	
EQUITY LINKED	2	3	1	3	1	48	0.7	28	0.3	152	1.9	
CURRENCY LINKED	6	6	-	6	-	100	1.5	70	1.3	323	5.4	
CREDIT PROTECTION	10	10	-	10	-	171	4.3	135	3.9	526	13.4	
COMMODITY LINKED	1	2	1	2	1	33	0.5	39	0.5	118	1.5	
OTHER STRUCTURES	2	2	-	2	-	14	0.4	30	0.7	87	1.9	
<b>TOTAL</b>	<b>2 805</b>	<b>2 754</b>	<b>109</b>	<b>2 751</b>	<b>149</b>	<b>93 671</b>	<b>2 880.2</b>	<b>82 104</b>	<b>2 368.2</b>	<b>352 638</b>	<b>10 244.2</b>	

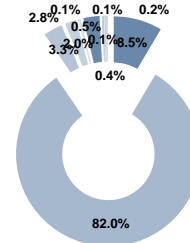
**FOCUS ON LISTED BONDS - END OF MONTH**

**LISTED BY TYPE OF INSTRUMENT**



- GOVERNMENT BONDS EU
- GOVERNMENT BONDS IT
- GOVERNMENT BONDS NON-EU
- GOVERNMENT BONDS SOVEREIGN
- BANKING BONDS NON EUROBOND
- CORPORATE BONDS
- EMERGING MARKETS BONDS
- FINANCIALS BONDS
- SUPRANATIONAL BONDS

**LISTED BY TYPE OF STRUCTURE**



- STRUCTURED INTEREST RATE
- PLAIN VANILLA
- INDEX LINKED
- FUND LINKED
- FIXED FLOATER
- EQUITY LINKED
- CURRENCY LINKED
- CREDIT PROTECTION
- COMMODITY LINKED
- OTHER STRUCTURES

**TYPE OF INSTRUMENT - MOST TRADED BONDS IN TERMS OF TURNOVER**

GOVERNMENT BONDS EU - APRIL 2019				GOVERNMENT BONDS IT - APRIL 2019			
ISIN	NAME	eur m	TRADES	ISIN	NAME	eur m	TRADES
ES00000127H7	BONOS 1.15% 30LG20	5.7	58	IT0005240830	BTP 2.2% 01GN27	17.7	203
ES00000123B9	OBLIGACIONES 5.5% 30AP21	3.1	54	IT0005217390	BTP 2.8% 01MZ67	11.3	185
PT0TE5OE0007	OT 4.1% 15AP37	2.9	30	IT0005273013	BTP 3.45% 01MZ48	11.2	144
FR0010776161	OAT 3.75% 25OT19	2.6	32	IT0005359846	CCT EU 15GE25	10.8	94
DE0001102341	BUND 2.5% 15AG46	2.3	13	IT0005083057	BTP 3.25% 01ST46	10.4	170

GOVERNMENT BONDS NON EU - APRIL 2019				GOVERNMENT BONDS SOVEREIGN - APRIL 2019			
ISIN	NAME	eur m	TRADES	ISIN	NAME	eur m	TRADES
XS0501195993	ARGENTINA STEP UP SINK 31DC38	6.8	1 234	US465410BG26	ITALIA 5.375% 15GN33	8.9	250
US912828F627	USA -T-NOTE 1.5% 31OT19	5.6	36	XS0222189564	ITALIA-CMS CAP&FLOOR 15GN20	7.0	43
US912828VZ00	USA -T-NOTE 2% 30ST20	5.5	126	XS1085735899	PORTOGALLO 5.125% 15OT24	4.1	78
US912828TR12	USA -T-NOTE 1% 30ST19	5.2	65	XS1768074319	ROMANIA 3.375% 08FB38	3.5	179
US912810RMZ7	USA -T-BOND 3% 15MG45	4.8	97	US465410AH18	ITALIA 6.875% 27ST23	2.2	82

BANKING BONDS NON EUROBOND - APRIL 2019				CORPORATE BONDS - APRIL 2019			
ISIN	NAME	eur m	TRADES	ISIN	NAME	eur m	TRADES
XS1782625641	MEDIOBANCA INT SA STEP UP 29MZ24	42.3	2 736	XS0214965963	TELECOM ITALIA 5.25% 17MZ55	31.9	312
IT0005097116	UCG TV CALL SUB 03MG25	41.1	1 912	XS1435297202	SALINI IMPREGILO 3.75% CALL 24GN21	28.4	275
IT0005363780	ISP 1.7% 13MZ24	37.8	338	XS1885506813	TOYOTA MOTOR CREDIT STEP-UP 24OT25	20.1	1 129
IT0005158677	BANCO BPM - FIX FLOAT CAP 29GE21	37.6	1 688	XS0161100515	TELECOM ITALIA FINANCE 7.75% 24GE33	19.7	848
IT0005144677	BANCO BPM - FIX FLOAT CAP 30DC20	21.2	1 116	XS1551347383	JAGUAR LAND ROVER 2.2% CALL 15GE24	16.5	190

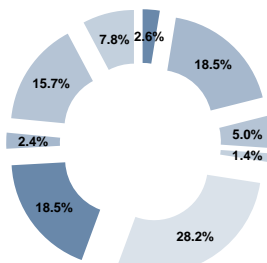
  

EMERGING MARKETS BONDS - APRIL 2019				FINANCIALS BONDS - APRIL 2019			
ISIN	NAME	eur m	TRADES	ISIN	NAME	eur m	TRADES
US900123AT75	TURCHIA 8% 14FB34	9.7	928	XS1428773763	GENERALI-FIX FLOAT CALL SUB 08GN48	34.6	298
GR0138015814	GRECIA 4.2% 30GE42	5.0	383	XS1958656552	UBI BANCA-FIX TO CMS CALL SUB 04MZ29	24.4	228
US900123AW05	TURCHIA 7.375% 05FB25	3.2	278	XS1109765005	ISP 3.928% SUB 15ST26	18.6	175
GR0124034688	GRECIA 3.75% 30GE28	2.9	102	XS1311440082	GENERALI-FIX FLOAT CALL SUB 27OT47	14.1	110
US900123AL40	TURCHIA 11.875% 15GE30	2.3	130	XS1580468985	UBI BANCA-FIX TO CMS CALL SUB 15ST27	13.4	115

SUPRANATIONAL BONDS - APRIL 2019			
ISIN	NAME	eur m	TRADES
IT0005090995	CDP FIX FLOAT 20MZ22	12.8	407
XS0449584455	BEI-TV 15GE20	10.0	163
XS0907250509	BEI-TV 15GE21	6.0	81
XS0821238226	BEI 1.875% 15OT19	5.4	35
US298785FH49	BEI 2.875% 15ST20	4.3	77

**TYPE OF INSTRUMENT - TURNOVER**



- GOVERNMENT BONDS EU
- GOVERNMENT BONDS IT
- GOVERNMENT BONDS NON-EU
- GOVERNMENT BONDS SOVEREIGN
- BANKING BONDS NON EUROBOND
- CORPORATE BONDS
- EMERGING MARKETS BONDS
- FINANCIALS BONDS
- SUPRANATIONAL BONDS

**MOST TRADED BONDS BY CURRENCY IN TERMS OF TURNOVER**

EUR - APRIL 2019					USD - APRIL 2019				
ISIN	NAME	CURRENCY	eur m	TRADES	ISIN	NAME	CURRENCY	eur m	TRADES
IT0005087116	UCG TV CALL SUB 03MG25	EUR	41.1	1 912	XS1782625641	MEDIOBANCA INT SA STEP UP 29MZ24	USD	42.3	2 736
IT0005363780	ISP 1.7% 13MZ24	EUR	37.8	338	XS1885506813	TOYOTA MOTOR CREDIT STEP-UP 24OT25	USD	20.1	1 129
IT0005158677	BANCO BPM - FIX FLOAT CAP 29GE21	EUR	37.6	1 688	XS1762729538	CITIGROUP GMH - STEP UP 12GN24	USD	19.0	1 154
XS1428773763	GENERALI-FIX FLOAT CALL SUB 08GN48	EUR	34.6	298	XS1844094885	MEDIOBANCA STEP UP 13LG24	USD	12.8	842
XS0214965963	TELECOM ITALIA 5.25% 17MZ55	EUR	31.9	312	XS1876165819	HSBC- STEP-UP FLOATER 28ST24	USD	12.5	790

GBP - APRIL 2019					OTHER CURRENCIES - APRIL 2019				
ISIN	NAME	CURRENCY	eur m	TRADES	ISIN	NAME	CURRENCY	eur m	TRADES
XS1068966073	BEI TV 21MG21	GBP	1.9	95	XS1115184753	BEI 9.25% 03OT24	TRY	3.8	408
XS1051861851	BEI 2.25% 07MZ20	GBP	1.8	17	AU000XCLWAMO	BEI 4.75% 19GE21	MXN	2.9	101
XS1548413696	BEI 0.625% 17GE20	GBP	1.7	10	NO0010429913	AUSTRALIA 2.75% 21GN35	AUD	2.6	170
GB00BN65R198	GILT 2% 22LG20	GBP	1.4	48	XS1490971634	NORVEGIA 4.5% 22MG19	NOK	2.3	87
XS1031001198	BEI TV 17FB20	GBP	1.2	33			CAD	2.2	76

**News**

95 Shares

**9 EU government bonds:**

REPUBBLICA TEDESCA -BUBILL ZC 16.10.2019 EUR (DE0001137792)  
 REPUBBLICA ITALIANA -BOT ZC 14.04.2020 EUR (IT0005367872)  
 REPUBBLICA ITALIANA -BOT ZC 31.10.2019 EUR (IT0005367880)  
 REPUBBLICA ITALIANA -BTP 2.1% 15.07.2026 EUR (IT0005370306)  
 REPUBBLICA ITALIANA -CTZ ZC 29.06.2021 EUR (IT0005371247)  
 REPUBBLICA ROMENA 3.875% 29.10.2035 EUR (XS1313004928)  
 REPUBBLICA ROMENA 2% 08.12.2026 EUR (XS1934867547)  
 REPUBBLICA ROMENA 4.625% 03.04.2049 EUR (XS1948706876)  
 REPUBBLICA ROMENA 3.5% 03.04.2034 EUR (XS1970549561)

**10 new banking bonds non Eurobonds:**

21 Other bonds:  
 - 10 Corporate bonds:  
 VOESTALPINE 1.75% 10.04.2026 EUR (AT0000A27L01)  
 RC1 BANQUE 0.75% CALLABLE 10.04.2023 EUR (FR0013412699)  
 RC1 BANQUE 1.75% CALLABLE 10.04.2025 EUR (FR0013412707)  
 MPLAN 5.25% CALLABLE 15.06.2046 USD (US02854AMP93)  
 CNH INDUSTRIAL FINANCE EUROPE 1.75% CALLABLE 25.03.2027 EUR (XS1969600748)  
 VOLKSWAGEN FINANCIAL SERVICES 0.625% 01.04.2022 EUR (XS1972547183)  
 VOLKSWAGEN FINANCIAL SERVICES 2.25% 01.10.2027 EUR (XS1972547696)  
 VOLKSWAGEN FINANCIAL SERVICES 1.5% 01.10.2024 EUR (XS1972548231)  
 TERNA 1% 10.04.2026 EUR (XS1980270810)  
 TIM 2.75% CALLABLE 15.04.2025 EUR (XS1982819994)  
 - 2 No EU government bonds:  
 MONTENEGRO 3.875% 18.03.2030 EUR  
 MONTENEGRO 5.75% 10.03.2023 EUR

**4 Financial Bonds:**

UNICREDIT - FIXED TO CMS CALLABLE SUBORDINATO 02.04.2034 USD (XS1972731787)  
 MEDIOBANCA 1.625% 07.01.2025 EUR (XS1973750869)  
 BANCA POPOLARE DI SONDRIO 2.375% 03.04.2024 EUR (XS1975757789)  
 UBI BANCA 1.5% 10.04.2024 EUR (XS1979446833)  
 FSA BANQUE FRANCE 0.5% CALLABLE 12.04.2022 EUR (XS1980189028)  
 UNICREDIT-SUB PERPETUAL CALL EUR (XS1963834251) → presente sul segmento Quote  
 - 2 Emerging Markets:  
 REPUBBLICA DI POLONIA 2.375% 18.01.2036 EUR (XS1346201889)  
 REPUBBLICA DI POLONIA 2% 25.10.2046 EUR (XS1508566558)  
 - 2 Emerging Markets:  
 REPUBBLICA DI POLONIA 2.375% 18.01.2036 EUR (XS1346201889)  
 REPUBBLICA DI POLONIA 2% 25.10.2046 EUR (XS1508566558)  
 - 1 Supranational Bonds:  
 CASSA DEPOSITI E PRESTITI 2.125% 21.03.2036 EUR (IT0005366460)

Markets Analysis  
 Piazza degli Affari, 6 - 20123 Milano  
 T +39 02 724261 | Fax +39 02 8646.4323  
 e-mail: markets\_analysis@borsaitaliana.it

This document contains text, data, graphics, photographs, illustrations, artwork, names, logos, trade marks, service marks and information ("Information") connected with EuroTLX Sim SpA ("EuroTLX") and with Borsa Italiana S.p.A. ("Borsa Italiana").

All reasonable efforts have been made to ensure that the information in this document was correct at the time of publication. However, EuroTLX and Borsa Italiana accept no liability for decisions taken, or system-related or other work carried out by any party based on this document. The publication of this document does not represent solicitation of public saving and is not to be considered as a recommendation on the suitability of the investment, if any herein described.