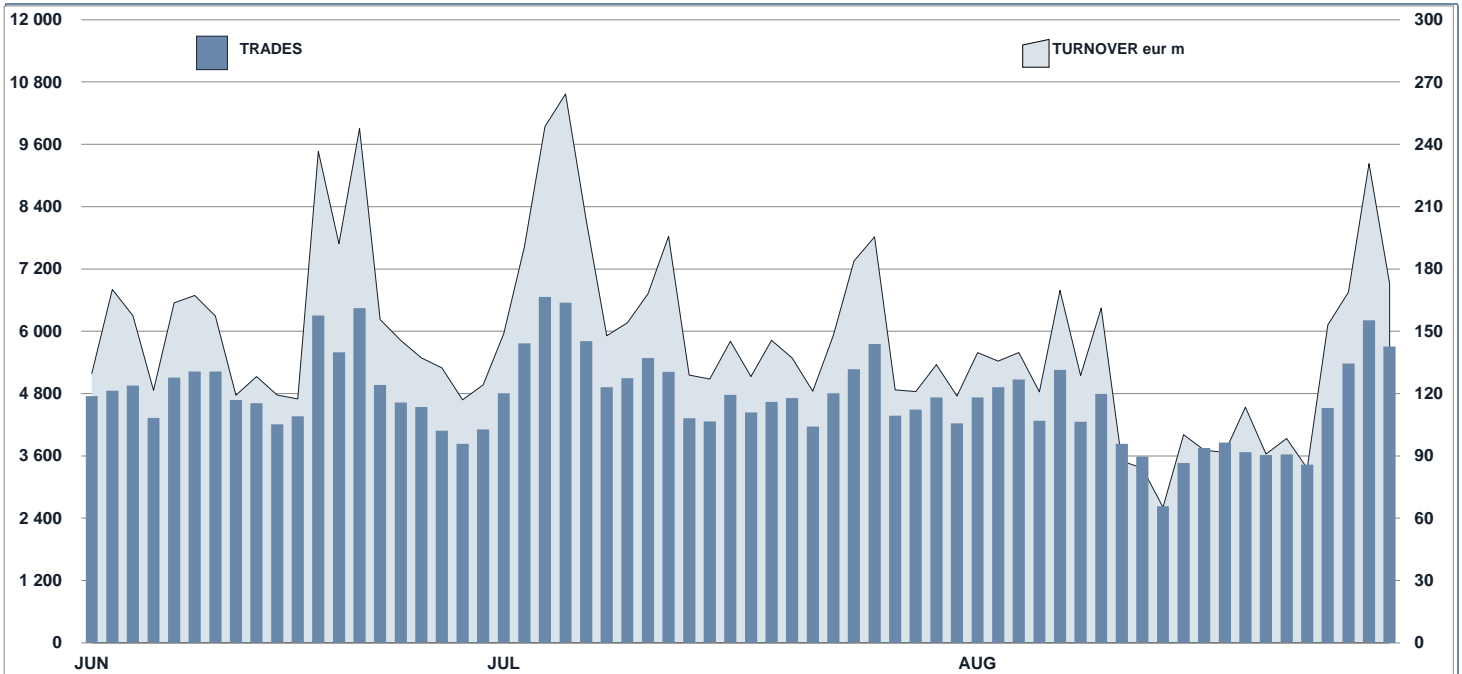


EuroTLX Statistics

August 2019

DAILY TURNOVER

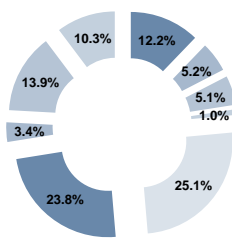


MAIN INDICATORS

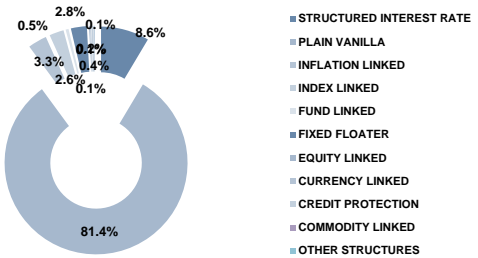
	LISTED					TRADING						
	DEC 2018		JULY 2019		AUGUST 2019		JULY 2019		AUGUST 2019		JAN - AUG 2019	
	LISTED END of MONTH	LISTED END of MONTH	NEW LISTED BEGIN of JAN 2019	LISTED END of MONTH	NEW LISTED BEGIN of JAN 2019	TRADES number	TURNOVER eur m	TRADES number	TURNOVER eur m	TRADES number	TURNOVER eur m	
EUROTLX												
FIXED INCOME	2 805	2 700	249	2 699	288	115 294	3 677.8	90 591	2 629.3	745 985	22 220.5	
CERT-X	2 254	2 945	1 256	3 129	1 483	90 094	1 308.5	44 259	598.5	490 534	6 762.1	
SHARES	587	761	214	759	215	6 830	59.9	5 560	41.8	49 157	386.9	
TOTAL	5 646	6 406	1 719	6 587	1 986	212 218	5 046.3	140 410	3 269.6	1 285 676	29 369.5	
FIXED INCOME - TYPE OF INSTRUMENT												
GOVERNMENT BONDS EU	335	328	17	329	19	2 544	95.4	1 749	64.2	17 598	557.3	
GOVERNMENT BONDS IT	126	141	35	141	38	13 640	897.9	10 683	745.5	76 423	4 934.0	
GOVERNMENT BONDS NON-EU	143	139	5	138	5	7 024	162.5	12 831	203.2	60 357	1 178.4	
GOVERNMENT BONDS SOVEREIGN	22	26	6	27	7	998	32.7	1 090	33.0	9 488	246.0	
BANKING BONDS NON EURO BOND	718	677	84	678	97	47 826	988.4	33 492	648.0	310 835	5 812.4	
CORPORATE BONDS	639	634	61	643	77	19 007	589.4	14 779	381.7	119 286	3 760.1	
EMERGING MARKETS BONDS	89	92	6	92	6	3 154	64.3	2 367	53.7	22 474	461.7	
FINANCIALS BONDS	415	382	24	374	28	6 905	524.7	4 084	298.7	48 758	3 472.0	
SUPRANATIONAL BONDS	318	281	11	277	11	14 196	322.6	9 516	201.2	80 766	1 798.6	
TOTAL	2 805	2 700	249	2 699	288	115 294	3 677.8	90 591	2 629.3	745 985	22 220.5	
FIXED INCOME - TYPE OF STRUCTURE												
STRUCTURED INTEREST RATE	233	231	15	231	18	15 735	451.3	11 278	298.9	117 417	2 899.5	
PLAIN VANILLA	2 313	2 200	202	2 196	234	86 878	2 901.3	70 430	2 109.3	551 139	17 242.0	
INFLATION LINKED	92	90	2	90	2	777	31.2	603	21.1	5 934	213.5	
INDEX LINKED	49	65	20	69	24	2 421	40.0	1 708	28.5	17 391	259.3	
FUND LINKED	13	14	2	14	2	226	6.2	206	4.6	1 265	26.9	
FIXED FLOATER	84	77	4	76	4	8 923	240.5	6 174	163.1	50 585	1 532.8	
EQUITY LINKED	2	4	2	4	2	19	0.2	13	0.2	259	3.7	
CURRENCY LINKED	6	5	-	5	-	76	2.0	30	0.5	583	10.8	
CREDIT PROTECTION	10	10	1	10	1	127	2.3	83	1.8	879	21.4	
COMMODITY LINKED	1	2	1	2	1	29	0.5	26	0.4	281	4.0	
OTHER STRUCTURES	2	2	-	2	-	83	2.3	40	1.0	252	6.5	
TOTAL	2 805	2 700	249	2 699	288	115 294	3 677.8	90 591	2 629.3	745 985	22 220.5	

FOCUS ON LISTED BONDS - END OF MONTH

LISTED BY TYPE OF INSTRUMENT



LISTED BY TYPE OF STRUCTURE



TYPE OF INSTRUMENT - MOST TRADED BONDS IN TERMS OF TURNOVER

GOVERNMENT BONDS EU - AUGUST 2019

ISIN	NAME	eur m	TRADES
PTOTE50E0007	OT 4.1% 15AP37	5.7	89
DE0001102341	BUND 2.5% 15AG46	2.4	10
PTOTEBOE0020	OT 4.1% 15FB45	2.3	43
ES0000012932	OBLIGACIONES 4.2% 31GE37	1.7	41
DE0001102432	BUND 1.25% 15AG48	1.6	7

GOVERNMENT BONDS IT - AUGUST 2019

ISIN	NAME	eur m	TRADES
IT0005217390	BTP 2.8% 01MZ67	52.8	755
IT0005094088	BTP 1.65% 01MZ32	46.4	668
IT0005162828	BTP 2.7% 01MZ47	26.1	302
IT0005210650	BTP 1.25% 01DC26	25.9	544
IT0003934657	BTP 4% 01FB37	24.5	255

GOVERNMENT BONDS NON EU - AUGUST 2019

ISIN	NAME	eur m	TRADES
US912810RK60	USA -T-BOND 2.5% 15FB45	35.7	848
XS0501195993	ARGENTINA STEP UP SINK 31DC38	15.0	3 086
XS0205537581	ARGENTINA STEP UP SINK 31DC38	12.3	2 032
US912810RM27	USA -T-BOND 3% 15MG45	11.8	168
US912810QZ49	USA -T-BOND 3.125% 15FB43	7.5	76

GOVERNMENT BONDS SOVEREIGN - AUGUST 2019

ISIN	NAME	eur m	TRADES
US465410BG26	ITALIA 5.375% 15GN33	15.0	524
XS0098449456	ITALIA- CMS FLOOR 28GN29	5.0	103
US465410AH18	ITALIA 6.875% 27ST23	3.1	92
XS1768074319	ROMANIA 3.375% 08FB38	1.8	96
XS1085735899	PORTOGALLO 5.125% 15OT24	1.6	42

BANKING BONDS NON EUROBOND - AUGUST 2019

ISIN	NAME	eur m	TRADES
IT0005087116	UCG TV CALL SUB 03MG25	39.7	1 697
XS1782625641	MEDIOBANCA INT SA STEP UP 29MZ24	32.8	2 136
XS1610693290	GOLDMAN SACHS GROUP STEP UP 31MG24	30.4	1 914
IT0005158677	BANCO BPM - FIX FLOAT CAP 29GE21	27.7	1 256
IT0005279887	ISP-TV SUB 26ST24	24.1	223

CORPORATE BONDS - AUGUST 2019

ISIN	NAME	eur m	TRADES
XS1885506813	TOYOTA MOTOR CREDIT STEP-UP 24OT25	40.9	2 331
XS1707063589	SALINI IMPREGILO 1.75% CALL 26OT24	20.1	225
XS0161100515	TELECOM ITALIA FINANCE 7.75% 24GE33	16.7	810
XS0214965963	TELECOM ITALIA 5.25% 17MZ55	18.5	140
XS1708450561	WIND TRE 3.125% CALL 20GE25	15.5	141

EMERGING MARKETS BONDS - AUGUST 2019

ISIN	NAME	eur m	TRADES
US900123AT75	TURCHIA 8% 14FB34	7.3	599
XS1629918415	TURCHIA 3.25% 14GN25	3.4	36
US105756BK57	BRASILE 7.125% 20GE37	3.2	199
XS1218289103	MESSICO 4.0% CALL 15MZ15	3.0	26
US105756BR01	BRASILE 5.625% CALL 07GE41	2.9	26

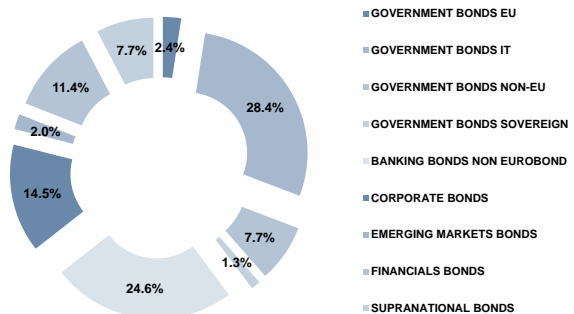
FINANCIALS BONDS - AUGUST 2019

ISIN	NAME	eur m	TRADES
XS1428773763	GENERALI-FIX FLOAT CALL SUB 08GN48	27.8	237
XS1733289406	CATTOLICA-FIX FLOAT CALL SUB 14DC47	20.1	192
XS1109765005	ISP 3.928% SUB 15ST26	18.6	163
XS1206977495	UNIPOL GRUPPO 3% 18MZ25	16.9	142
XS2034847637	BP SONDRIO FIX TO CMS CALL SUB 30LG29	11.3	108

SUPRANATIONAL BONDS - AUGUST 2019

ISIN	NAME	eur m	TRADES
IT0005374043	CDP FIX FLOAT 28GN26	14.9	839
XS1567439689	BANQUE CENTRALE DE TUNISIE 5.625% 17FB24	10.1	101
IT0005090995	CDP FIX FLOAT 20MZ22	7.8	296
XS1075219763	BEI 8.75% 18ST21	5.7	359
US298785GP55	BEI 2.125% 15OT21	4.7	62

TYPE OF INSTRUMENT - TURNOVER



MOST TRADED BONDS BY CURRENCY IN TERMS OF TURNOVER

EUR - AUGUST 2019

ISIN	NAME	CURRI eur m	TRADES
IT0005217390	BTP 2.8% 01MZ67	EUR	52.8
IT0005094088	BTP 1.65% 01MZ32	EUR	46.4
IT0005087116	UCG TV CALL SUB 03MG25	EUR	39.7
XS1428773763	GENERALI-FIX FLOAT CALL SUB 08GN48	EUR	27.8
IT0005158677	BANCO BPM - FIX FLOAT CAP 29GE21	EUR	27.7

USD - AUGUST 2019

ISIN	NAME	CURRI eur m	TRADES
XS1885506813	TOYOTA MOTOR CREDIT STEP-UP 24OT25	USD	40.9
US912810RK60	USA -T-BOND 2.5% 15FB45	USD	35.7
XS1782625641	MEDIOBANCA INT SA STEP UP 29MZ24	USD	32.8
XS1610693290	GOLDMAN SACHS GROUP STEP UP 31MG24	USD	30.4
XS1876165819	HSBC- STEP-UP FLOATER 28ST24	USD	19.0

GBP - AUGUST 2019

ISIN	NAME	CURRI eur m	TRADES
XS1068966073	BEI TV 21MG21	GBP	1.8
GB00BN65R198	GILT 2% 22LG20	GBP	1.2
XS1548413696	BEI 0.625% 17GE20	GBP	1.1
XS1031001198	BEI TV 17FB20	GBP	0.6
XS0452187320	ENEL FINANCE INT 5.75% 14ST40	GBP	0.6

OTHER CURRENCIES - AUGUST 2019

ISIN	NAME	CURRI eur m	TRADES
XS1075219763	BEI 8.75% 18ST21	TRY	5.7
XS1115184753	BEI 9.25% 03OT24	TRY	4.6
AU3CB0229292	BEI 2.5% 30AP20	AUD	4.3
XS1394753484	BEI 1% 25MG21	NOK	3.4
XS1605368536	BEI 8% 05MG27	ZAR	3.0

News

1 Share
13 new banking bonds non Eurobonds:
 UBI BANCA 1.5% 31EG23 (IT0005377210)
 UBI BANCA 1.25% 31EG22 (IT0005377194)
 UBI BANCA 1% 31EG21 (IT0005377202)
 UBI BANCA STEP UP 31EG22 (IT0005377228)
 MEDIOBANCA 2.10% 12AG22 (IT0005379455)
 SG ISSUER - FIX TO FLOATER CAP 30LG25 (XS1994726740)
 SG ISSUER - S&P500 16AG22 (XS2008138476)
 SG ISSUER - S&P500 07FB23 (XS2008135886)
 SG ISSUER - NASDAQ 100 09AG21 (XS1994849310)
 BANCA PREALP 1.30% 18GN23 (IT0005379484)
 CASISA RESPONDERO FOSANO 1.4% 11MZ24 (IT0005365355)
 GS FIN INT - ESXK SEL DIVO 3F 14AG23 (XS1985785259)
 OTTGROU STEP UP CALL 31LG26 (XS1273513504)

6 EU government bonds:
 BOT ZC 34AG20 (IT0005381824)
 BOT ZC 28FB20 (IT0005381832)
 BTP 1.35% 01AP30 (IT0005383309)
 BUND 0% 15AG50 (DE0001024811)
 CROAZIA 1.125% 19GN29 (XS1843434876)
 SCHATZ 0% 10ST21 (DE0001104770)

20 Other bonds:
 - **16 Corporate bonds:**
 FS 1.125% 09LG26 (XS2026171079)
 HERA 0.875% CALL 06UG27 (XS2020080548)
 IGT 3.5% CALLABLE 15G036 (XS2030038113)
 TERNA 0.125% 25LG25 (XS2033515995)
 AZA 1% CALL 16LG29 (XS2026150131)

- **4 Financial bonds:**
 ITALGAS 0.875% 24AP30 (XS2032727310)
 HERTZ 7.125% CALLABLE 09AG26 (US042894AU56)
 VALARIS 7.75% CALL 01FB26 (US918890A6E7)
 VALARIS 5.75% CALL 01OT44 (US918890AF33)
 BOMBARDIER 7.875% CALLABLE 15AP27 (USC1060208G11)
 GESTAMP 3.25% CALLABLE 30AP26 (XS1814065345)
 NOKIA 6.625% CALL 15MG39 (US654902AC90)
 GOL FINANCE 7.00% CALL 31EG25 (US44418AA43)
 OUTOKUMPU 4.125% CALL 18GN24 (FI4000331004)
 TEVA PHARMA FIN COM 2.950% CALL 18DC22 (US88165FA672)
 TEVA PHARMA FIN INT 2.80% CALL 21LG23 (US88167AAD37)

Markets Analysis
 Piazza degli Affari, 6 - 20123 Milano
 T +39 02 724261 | Fax +39 02 8646.4323
 e-mail: markets_analysis@borsaitaliana.it

The above Information is published on web site www.eurotlx.com



This document contains text, data, graphics, photographs, illustrations, artwork, names, logos, trade marks, service marks and information ("Information") connected with EuroTLX Sim SpA ("EuroTLX") and with Borsa Italiana S.p.A. ("Borsa Italiana"). All reasonable efforts have been made to ensure that the Information in this document was correct at the time of publication. However, EuroTLX and Borsa Italiana accept no liability for decisions taken, or system-related or other work carried out by any party based on this document. The publication of this document does not represent solicitation of public saving and is not to be considered as a recommendation on the suitability of the investment, if any herein described.