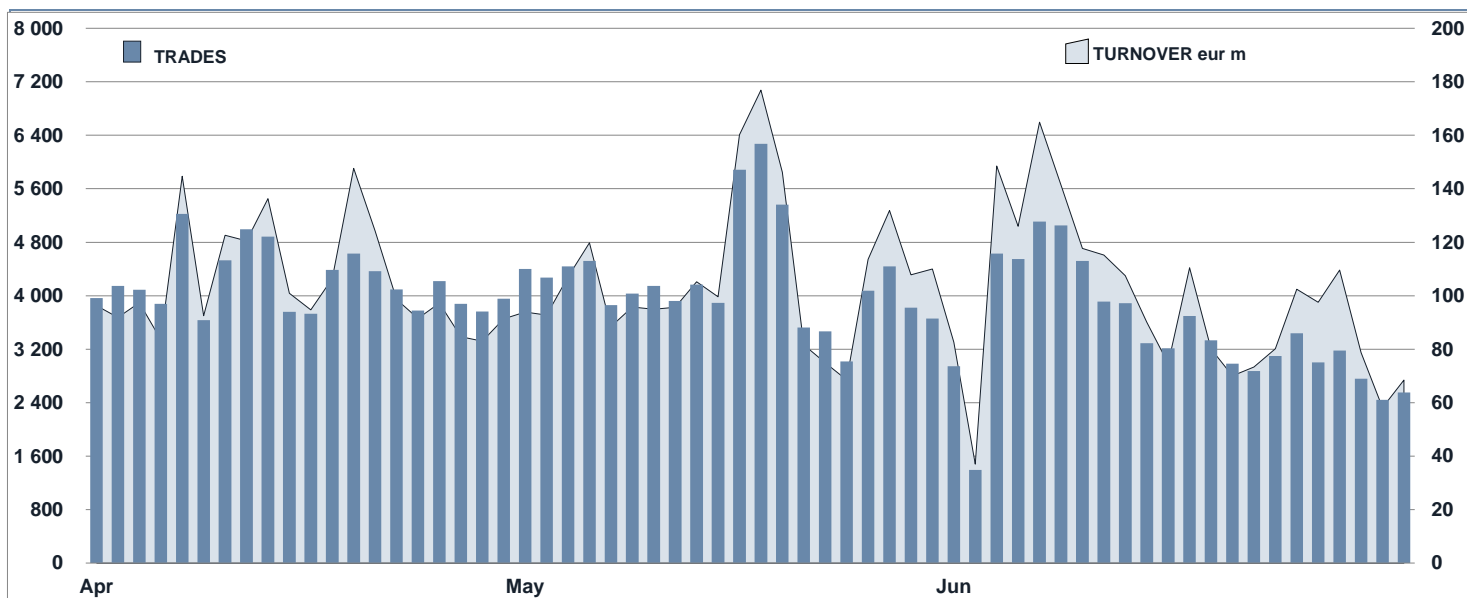
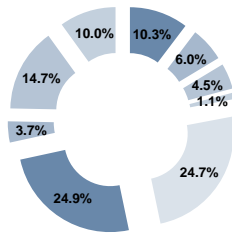


EuroTLX Statistics
June 2020
DAILY TURNOVER

MAIN INDICATORS
LISTED
TRADING

	DEC 2019		MAY 2020		JUNE 2020		MAY 2020		JUNE 2020		JAN - JUN 2020	
	LISTED END OF MONTH	LISTED END OF MONTH	NEW LISTED BEGIN OF JAN 2020	LISTED END OF MONTH	NEW LISTED BEGIN OF JAN 2020	TRADES number	TURNOVER eur m	TRADES number	TURNOVER eur m	TRADES number	TURNOVER eur m	
EUROTLX												
FIXED INCOME	2 611	2 455	135	2 451	169	85 168	2 164.8	75 879	2 134.7	542 893	14 941.7	
CERT-X	3 112	3 759	1 186	3 697	1 321	32 631	279.7	41 876	425.9	323 236	3 656.1	
SHARES	624	616	-	432	-	12 932	83.0	16 607	118.3	86 337	636.0	
TOTAL	6 347	6 830	1 321	6 580	1 490	130 731	2 527.5	134 362	2 679.0	952 466	19 233.9	
FIXED INCOME - TYPE OF INSTRUMENT												
GOVERNMENT BONDS EU	271	252	11	253	14	1 082	34.3	1 488	37.7	8 010	267.0	
GOVERNMENT BONDS IT	142	146	19	148	24	8 484	471.1	7 388	430.2	47 120	2 699.1	
GOVERNMENT BONDS NON-EU	134	112	-	111	-	9 458	119.4	4 431	88.6	43 318	826.9	
GOVERNMENT BONDS SOVEREIGN	27	29	2	28	2	1 409	32.0	1 087	20.7	7 680	188.0	
BANKING BONDS NON EURO BOND	679	621	25	605	29	26 761	474.0	25 659	485.3	180 753	3 601.0	
CORPORATE BONDS	637	610	25	610	28	23 912	510.8	23 118	513.8	147 523	3 526.6	
EMERGING MARKETS BONDS	89	91	7	91	8	3 281	58.9	2 590	48.0	22 464	401.7	
FINANCIALS BONDS	357	349	43	361	58	4 569	324.3	4 714	390.3	31 094	2 243.4	
SUPRANATIONAL BONDS	275	245	3	244	6	6 212	139.8	5 404	120.1	54 931	1 188.1	
TOTAL	2 611	2 455	135	2 451	169	85 168	2 164.8	75 879	2 134.7	542 893	14 941.7	
FIXED INCOME - TYPE OF STRUCTURE												
STRUCTURED INTEREST RATE	205	198	9	202	18	10 838	268.6	10 842	276.1	71 202	1 938.4	
PLAIN VANILLA	2 153	2 006	113	2 001	136	67 971	1 732.1	59 080	1 634.0	425 678	11 711.9	
INFLATION LINKED	69	66	1	67	2	437	19.5	749	37.7	3 034	125.2	
INDEX LINKED	69	69	7	66	7	774	11.4	499	14.7	6 583	114.0	
FUND LINKED	14	15	1	15	1	67	1.0	55	0.7	978	25.0	
FIXED FLOATER	72	73	3	72	4	4 652	128.1	4 356	168.5	33 617	996.0	
EQUITY LINKED	3	3	-	3	-	-	-	-	-	7	0.5	
CURRENCY LINKED	5	5	-	5	-	30	0.3	35	0.4	269	4.2	
CREDIT PROTECTION	14	13	1	13	1	244	0.8	198	1.1	864	11.3	
COMMODITY LINKED	5	5	-	5	-	151	2.9	52	1.3	493	9.6	
OTHER STRUCTURES	2	2	-	2	-	4	0.0	13	0.2	168	5.5	
TOTAL	2 611	2 455	135	2 451	169	85 168	2 164.8	75 879	2 134.7	542 893	14 941.7	

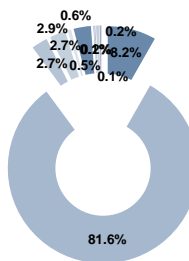
FOCUS ON LISTED BONDS - END OF MONTH

LISTED BY TYPE OF INSTRUMENT



- GOVERNMENT BONDS EU
- GOVERNMENT BONDS IT
- GOVERNMENT BONDS NON-EU
- GOVERNMENT BONDS SOVEREIGN
- BANKING BONDS NON EUROBOND
- CORPORATE BONDS
- EMERGING MARKETS BONDS
- FINANCIALS BONDS
- SUPRANATIONAL BONDS

LISTED BY TYPE OF STRUCTURE



- STRUCTURED INTEREST RATE
- PLAIN VANILLA
- INFLATION LINKED
- INDEX LINKED
- FUND LINKED
- FIXED FLOATER
- EQUITY LINKED
- CURRENCY LINKED
- CREDIT PROTECTION
- COMMODITY LINKED
- OTHER STRUCTURES

TYPE OF INSTRUMENT - MOST TRADED BONDS IN TERMS OF TURNOVER

GOVERNMENT BONDS EU - JUNE 2020				GOVERNMENT BONDS IT - JUNE 2020			
ISIN	NAME	eur m	TRADES	ISIN	NAME	eur m	TRADES
ES00000127H7	BONOS 1.15% 30LG20	5.6	37	IT0005350514	CTZ ZC 27NV20	20.5	163
FR0012968337	OAT 0.25% 25NV20	4.2	35	IT0005024234	BTP 3.5% 01MZ30	19.4	150
FR0010192997	OAT 3.75% 25AP21	2.6	29	IT0005410912	BTP1 1.4% 26MG25	14.4	141
ES00000123X3	OBLIGACIONES 4.4% 31OT23	2.1	81	IT0005210650	BTP 1.25% 01DC26	12.3	198
ES00000128P8	OBLIGACIONES 1.5% 30AP27	1.4	193	IT0004009673	BTP 3.75% 01AG21	11.2	295

GOVERNMENT BONDS NON EU - JUNE 2020				GOVERNMENT BONDS SOVEREIGN - JUNE 2020			
ISIN	NAME	eur m	TRADES	ISIN	NAME	eur m	TRADES
US912810RK60	USA - T-BOND 2.5% 15FB45	18.9	626	US465410BG26	ITALIA 5.375% 15GN33	5.8	200
XS1575968026	OMAN 6.5% 08MZ47	10.7	68	XS2109913142	ROMANIA 3.375% 28GE50	4.5	261
XS0501195993	ARGENTINA STEP UP SINK 31DC38	4.9	890	XS1968706876	ROMANIA 4.625% 03AP49	1.9	100
XS0205537581	ARGENTINA STEP UP SINK 31DC38	3.5	672	US465410AH18	ITALIA 6.875% 27ST23	1.6	63
US912828S273	USA - T-NOTE 1.125% 30GN21	3.5	60	XS1768074319	ROMANIA 3.375% 08FB38	1.3	109

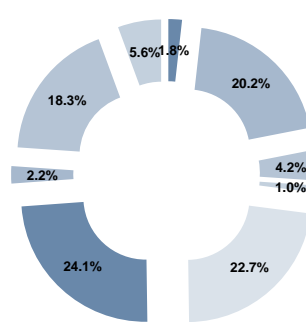
BANKING BONDS NON EUROBOND - JUNE 2020				CORPORATE BONDS - JUNE 2020			
ISIN	NAME	eur m	TRADES	ISIN	NAME	eur m	TRADES
IT0005363772	ISP TV 13MZ24	30.0	266	XS0214965963	TELECOM ITALIA 5.25% 17MZ55	23.2	195
IT0005118838	ISP-TV SUB 30GN22	26.5	519	XS0213101073	PETROLEOS MEXICANOS 5.5% 24FB25	19.8	1 024
IT0005279887	ISP-TV SUB 26ST24	20.9	195	XS0161100515	TELECOM ITALIA FINANCE 7.75% 24GE33	18.2	777
IT0005158677	BANCO BPM - FIX FLOAT CAP 29GE21	20.1	838	XS1707063589	WEBUILD 1.75% CALL 26OT24	17.5	191
XS1928480166	MEDIABANCA STEP UP 25GE24	16.7	1 009	XS1711584430	SAIPEM FINANCE INT 2.625% CALL 07GE25	16.7	156

EMERGING MARKETS BONDS - JUNE 2020			
ISIN	NAME	eur m	TRADES
XS1218289103	MESSICO 4.0% CALL 15MZ15	6.1	57
US900123AT75	TURCHIA 8% 14FB34	6.0	508
XS0505478684	EGITTO 8.875% 30AP40	4.2	49
US1057568K57	BRASILE 7.125% 20GE37	3.0	317
XS1629918415	TURCHIA 3.25% 14GN25	2.5	25

FINANCIALS BONDS - JUNE 2020			
ISIN	NAME	eur m	TRADES
XS1733289406	CATTOLICA-FIX FLOAT CALL SUB 14DC47	63.2	580
XS1752894292	MPS-FIX FLOAT CALL SUB 18GE28	17.9	203
XS1222597905	ISP 2.855% SUB 23AP25	16.8	137
XS1311440082	GENERALI-FIX FLOAT CALL SUB 27OT47	16.3	134
XS1404902535	UBI BANCA-FIX TO CMS CALL SUB 05MG26	12.7	108

SUPRANATIONAL BONDS - JUNE 2020			
ISIN	NAME	eur m	TRADES
IT0005090995	CDP FIX FLOAT 20MZ22	12.0	319
XS1507486584	BEI 1.5% CALL 21NV26	7.8	390
IT0005374043	CDP FIX FLOAT 28GN26	5.3	333
XS1567439689	BANQUE CENTRALE DE TUNISIE 5.625% 17FB24	4.8	53
XS0907250509	BEI-TV 15GE21	3.7	114

TYPE OF INSTRUMENT - TURNOVER



- GOVERNMENT BONDS EU
- GOVERNMENT BONDS IT
- GOVERNMENT BONDS NON-EU
- GOVERNMENT BONDS SOVEREIGN
- BANKING BONDS NON EUROBOND
- CORPORATE BONDS
- EMERGING MARKETS BONDS
- FINANCIALS BONDS
- SUPRANATIONAL BONDS

MOST TRADED BONDS BY CURRENCY IN TERMS OF TURNOVER

EUR - JUNE 2020				USD - JUNE 2020				
ISIN	NAME	CURRI eur m	TRADES	ISIN	NAME	CURRI eur m	TRADES	
XS1733289406	CATTOLICA-FIX FLOAT CALL SUB 14DC47	EUR	63.2	580	US912810RK60	USA - T-BOND 2.5% 15FB45	USD	18.9
IT0005363772	ISP TV 13MZ24	EUR	30.0	266	IT0005176398	UCG 2.8% 16MG22	USD	12.0
IT0005118838	ISP-TV SUB 30GN22	EUR	26.5	964	IT0005185381	UCG-FIX FLOAT 31MG23	USD	10.9
XS0214965963	TELECOM ITALIA 5.25% 17MZ55	EUR	23.2	195	XS1575968026	OMAN 6.5% 08MZ47	USD	10.7
IT0005279887	ISP-TV SUB 26ST24	EUR	20.9	195	XS1410333527	IBRD FIX FLOAT CAP 31MG26	USD	10.6

GBP - JUNE 2020				OTHER CURRENCIES - JUNE 2020				
ISIN	NAME	CURRI eur m	TRADES	ISIN	NAME	CURRI eur m	TRADES	
XS1068966073	BEI TV 21MG21	GBP	0.7	32	AU000XCLWAM0	AUSTRALIA 2.75% 21GN35	AUD	2.8
GB00BN65R198	GILT 2% 22LG20	GBP	0.6	40	ZAG000030404	SUDAFRICA 6.25% 31MZ36	ZAR	2.3
XS1416470323	BEI 1.125% 07ST21	GBP	0.4	9	XS1115184753	BEI 9.25% 03OT24	TRY	2.1
XS1679039328	BEI 0.875% 15DC23	GBP	0.3	10	XS1342860167	BEI 4.75% 19GE21	MXN	1.7
XS1490724975	BEI 1% 21ST26	GBP	0.2	6	AU3CB0198034	BEI 5% 22AG22	AUD	1.6

News

8 EU Government Bonds

4 banking bonds non Eurobonds

3 supranational/agency bonds

1 emerging market bonds

3 supranational/agency bonds

3 corporate bonds:

US40434LAA35 HP 2.2% CALL 17GN25
 US40434LAB18 HP 3% CALL 17GN27
 US40434LAC90 HP 3.4% CALL 17GN30

5 financial bonds:

DE000DL19VB0 DB - FIX TO CMS CALL SUB 19MG31
 XS2121237908 MEDIABANCA 0.75% 15LG27
 XS2179037697 ISP 2.125% 26MG25
 XS2190134184 UCG-FIX FLOAT CALL 16GN26
 XS2190502323 BPER 1.875% 07LG25

10 other bonds:

XS0789520839 DB ZC 20LG24
 XS0819573394 DB ZC 21AG32
 XS0876771840 DB ZC 16GE28
 XS1013738197 DB 6.7% 14GE21
 XS1078235733 UNIPOLSAI-FIXFLOAT SUB PERPETUAL CAL EUR
 XS1140860534 GENERALI-FIXFLOAT SUB PERPETUAL CALL EUR
 XS1548475968 ISP-FIX TO CMS SUB PERPETUAL CALL EUR
 XS1619015719 UCG-FIX TO CMS SUB PERPETUAL CALL EUR
 XS2011149692 DB CMS CAP&FLOOR 30GN26
 XS2011151672 DB - TV FLOOR 19GN22

Markets Analysis
 Piazza degli Affari, 6 - 20123 Milano
 T +39 02 724261 | Fax +39 02 8646.4323
 e-mail: markets_analysis@borsaitaliana.it

The above information is published on web site www.eurotlx.com

This document contains text, data, graphics, photographs, illustrations, artwork, names, logos, trade marks, service marks and information ("Information") connected with EuroTLX Sim SpA ("EuroTLX") and with Borsa Italiana S.p.A. ("Borsa Italiana").

All reasonable efforts have been made to ensure that the Information in this document was correct at the time of publication. However, EuroTLX and Borsa Italiana accept no liability for decisions taken, or system-related or other work carried out by any party based on this document. The publication of this document does not represent solicitation of public saving and is not to be considered as a recommendation on the suitability of the investment, if any herein described.