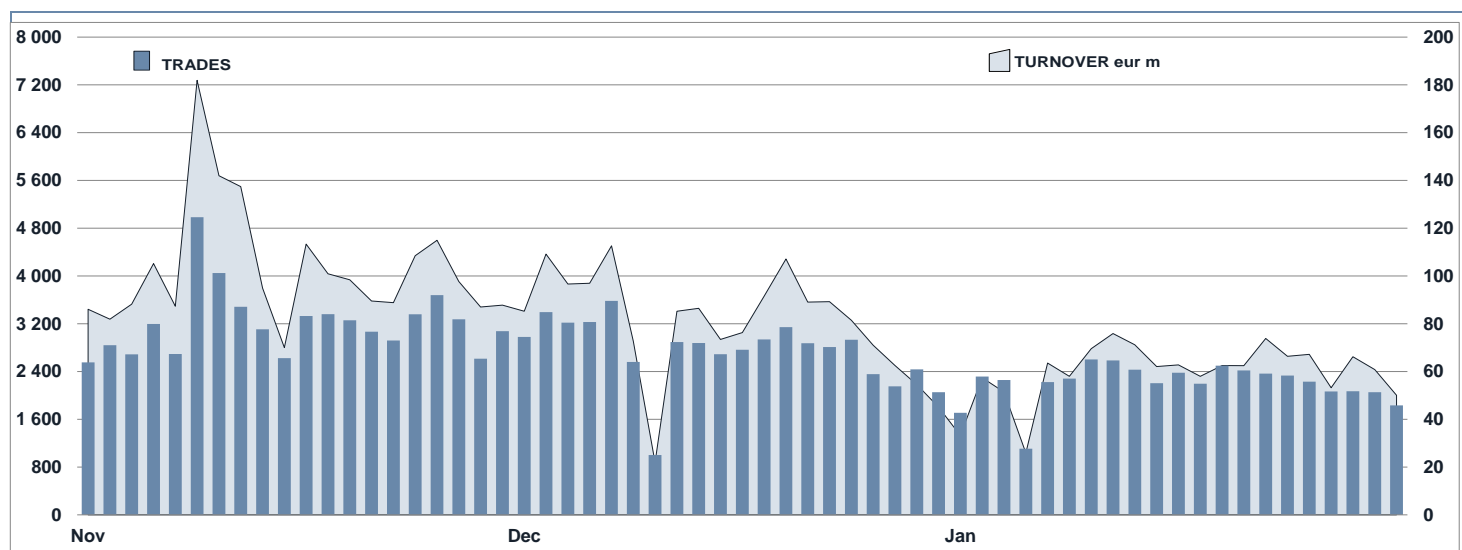
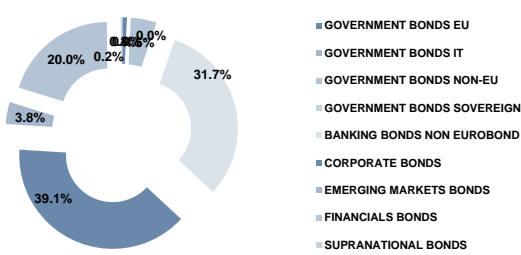


**DAILY TURNOVER**

**MAIN INDICATORS**

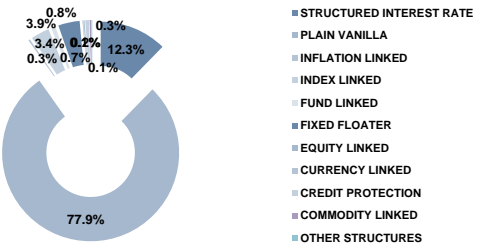
	LISTED					TRADING						
	DEC 2019		DECEMBER 2020		JANUARY 2021		NOVEMBER 2020		DECEMBER 2020		JANUARY 2021	
	LISTED	NEW LISTED	LISTED	NEW LISTED	LISTED	NEW LISTED	TRADES	TURNOVER	TRADES	TURNOVER	TRADES	TURNOVER
	END of MONTH	END of MONTH	BEGIN of JAN 2021	END of MONTH	BEGIN of JAN 2021	number	eur m	number	eur m	number	eur m	
<b>EUROTLX</b>												
FIXED INCOME	2 611	2 354	360	1 658	42	67 137	2 147.1	53 611	1 556.2	44 446	1 218.4	
CERT-X	3 112	3 649	2 096	3 659	118	65 980	794.1	49 376	578.6	56 656	657.4	
SHARES	624	446	16	444	-	20 290	144.8	17 500	135.4	19 051	147.8	
<b>TOTAL</b>	<b>6 347</b>	<b>6 449</b>	<b>2 472</b>	<b>5 761</b>	<b>160</b>	<b>153 407</b>	<b>3 086.0</b>	<b>120 487</b>	<b>2 270.2</b>	<b>120 153</b>	<b>2 023.6</b>	
<b>FIXED INCOME - TYPE OF INSTRUMENT</b>												
GOVERNMENT BONDS EU	271	239	16	13	-	1 025	33.5	906	27.6	77	2.6	
GOVERNMENT BONDS IT	142	149	44	-	-	11 401	651.5	7 302	367.7	-	-	
GOVERNMENT BONDS NON-EU	134	85	17	74	1	2 914	52.1	3 201	57.6	3 611	60.8	
GOVERNMENT BONDS SOVEREIGN	27	28	2	-	-	958	32.3	848	24.1	-	-	
BANKING BONDS NON EUROBOND	679	533	48	525	1	18 504	405.8	13 576	276.1	16 221	333.5	
CORPORATE BONDS	647	644	118	648	24	20 618	518.9	18 284	443.8	18 810	488.5	
EMERGING MARKETS BONDS	89	92	13	63	-	3 107	70.2	2 203	46.9	2 203	49.9	
FINANCIALS BONDS	357	372	95	332	16	4 186	295.6	3 483	233.9	3 363	266.9	
SUPRANATIONAL BONDS	265	212	7	3	-	4 424	87.0	3 808	78.4	161	16.3	
<b>TOTAL</b>	<b>2 611</b>	<b>2 354</b>	<b>360</b>	<b>1 658</b>	<b>42</b>	<b>67 137</b>	<b>2 147.1</b>	<b>53 611</b>	<b>1 556.2</b>	<b>44 446</b>	<b>1 218.4</b>	
<b>FIXED INCOME - TYPE OF STRUCTURE</b>												
STRUCTURED INTEREST RATE	205	210	43	204	1	10 418	317.7	7 712	225.1	8 540	253.7	
PLAIN VANILLA	2 153	1 938	298	1 291	41	51 686	1 686.4	42 156	1 220.4	32 133	865.1	
INFLATION LINKED	69	45	2	5	-	533	22.9	272	9.8	24	1.1	
INDEX LINKED	69	59	8	56	-	441	8.5	257	3.5	284	5.1	
FUND LINKED	14	13	2	13	-	56	0.8	109	1.9	440	13.5	
FIXED FLOATER	72	65	6	65	-	3 906	107.1	3 017	91.6	2 923	75.1	
EQUITY LINKED	3	2	-	2	-	-	-	8	0.8	1	0.0	
CURRENCY LINKED	5	4	-	4	-	8	0.1	3	0.1	16	0.2	
CREDIT PROTECTION	14	11	1	11	-	33	2.3	35	2.2	40	2.9	
COMMODITY LINKED	5	5	-	5	-	27	0.4	7	0.3	7	0.1	
OTHER STRUCTURES	2	2	-	2	-	29	1.0	35	0.7	38	1.4	
<b>TOTAL</b>	<b>2 611</b>	<b>2 354</b>	<b>360</b>	<b>1 658</b>	<b>42</b>	<b>67 137</b>	<b>2 147.1</b>	<b>53 611</b>	<b>1 556.2</b>	<b>44 446</b>	<b>1 218.4</b>	

## FOCUS ON LISTED BONDS - END OF MONTH

## LISTED BY TYPE OF INSTRUMENT



## LISTED BY TYPE OF STRUCTURE



## TYPE OF INSTRUMENT - MOST TRADED BONDS IN TERMS OF TURNOVER

GOVERNMENT BONDS EU - JANUARY 2021				GOVERNMENT BONDS IT - JANUARY 2021			
ISIN	NAME	eur m	TRADES	ISIN	NAME	eur m	TRADES
GB00B7L9SL19	GILT 1.75% 07ST22	1.0	18	XS1752894292	MPS-FIX FLOAT CALL SUB 18GE28	22.9	246
GB00B8429V04	GILT 3.25% 22GE44	0.7	9	XS1733289406	CATTOLICA-FIX FLOAT CALL SUB 14DC47	15.5	136
GB00B4RMG977	GILT 3.75% 07ST21	0.2	7	XS1404902535	UBI BANCA-FIX TO CMS CALL SUB 05MG26	14.4	137
GB00B16NNR78	GILT 4.25% 07DC27	0.1	1	XS2106849727	MPS-FIX TO CMS CALL SUB 22GE30	13.2	111
GB00B7Z53659	GILT 2.25% 07ST23	0.1	8	XS1700435453	IFIS-FIX TO CMS CALL SUB 17OT27	11.1	114

GOVERNMENT BONDS NON EU - JANUARY 2021				GOVERNMENT BONDS SOVEREIGN - JANUARY 2021			
ISIN	NAME	eur m	TRADES	ISIN	NAME	eur m	TRADES
US912810RK60	USA - T-BOND 2.5% 15FB45	7.7	551	US912810RK60	USA - T-BOND 2.5% 15FB45	7.7	551
XS1575968026	OMAN 6.5% 08M247	6.7	42	XS1575968026	OMAN 6.5% 08M247	6.7	42
US912810SL35	USA T-BOND TF 2% FB50 USD	3.6	141	US912810SL35	USA T-BOND TF 2% FB50 USD	3.6	141
US912828S273	USA - T-NOTE 1.125% 30GN21	2.8	99	US912828S273	USA - T-NOTE 1.125% 30GN21	2.8	99
US912828H862	USA-T-NOTE 1.5% 31GE22	2.7	41	US912828H862	USA-T-NOTE 1.5% 31GE22	2.7	41

BANKING BONDS NON EUROBOND - JANUARY 2021				CORPORATE BONDS - JANUARY 2021			
ISIN	NAME	eur m	TRADES	ISIN	NAME	eur m	TRADES
IT0005187890	BANCO BPM - FIX FLOAT CAP 22GN22	26.6	843	XS2271356201	WEBUILD 5.875% CALL 15DC25	32.8	282
IT0005118838	ISP-TV SUB 30GN22	20.3	458	XS1551347393	JAGUAR LAND ROVER 2.2% CALL 15GE24	22.3	219
IT0005279887	ISP-TV SUB 26ST24	16.2	154	XS1707063589	WEBUILD 1.75% CALL 26OT24	22.1	230
XS1928480166	MEDIOBANCA STEP UP 25GE24	13.5	893	XS0161100515	TELECOM ITALIA FINANCE 7.75% 24GE33	19.6	624
XS0461359464	DB - PIMCO GIS INCOME FUND 01MZ28	9.3	365	FR0010014845	GIE PSA TRÉSorerIE 6% 19ST33	15.5	608

EMERGING MARKETS BONDS - JANUARY 2021				FINANCIALS BONDS - JANUARY 2021			
ISIN	NAME	eur m	TRADES	ISIN	NAME	eur m	TRADES
US900123AT75	TURCHIA 8% 14FB34	6.4	426	XS1752894292	MPS-FIX FLOAT CALL SUB 18GE28	22.9	246
XS1629918415	TURCHIA 3.25% 14GN25	4.7	46	XS1733289406	CATTOLICA-FIX FLOAT CALL SUB 14DC47	15.5	136
US900123CN05	TURKEY TF 5.75% MG47 USD	4.5	24	XS1404902535	UBI BANCA-FIX TO CMS CALL SUB 05MG26	14.4	137
XS0505478694	EGITTO 6.875% 30AP40	4.2	48	XS2106849727	MPS-FIX TO CMS CALL SUB 22GE30	13.2	111
US1057568K57	BRASILE 7.125% 20GE37	3.1	248	XS1700435453	IFIS-FIX TO CMS CALL SUB 17OT27	11.1	114

SUPRANATIONAL BONDS - JANUARY 2021				TYPE OF INSTRUMENT - TURNOVER																							
ISIN	NAME	eur m	TRADES																								
XS1567439689	BANQUE CENTRALE DE TUNISIE 5.625% 17FB24	13.5	138	<table border="1"> <thead> <tr> <th>Instrument Type</th> <th>Percentage</th> </tr> </thead> <tbody> <tr> <td>Government Bonds EU</td> <td>23.6%</td> </tr> <tr> <td>Government Bonds IT</td> <td>28.5%</td> </tr> <tr> <td>Government Bonds Non-EU</td> <td>15.0%</td> </tr> <tr> <td>Government Bonds Sovereign</td> <td>0.0%</td> </tr> <tr> <td>Banking Bonds Non Eurobond</td> <td>0.0%</td> </tr> <tr> <td>Corporate Bonds</td> <td>3.0%</td> </tr> <tr> <td>Emerging Markets Bonds</td> <td>0.0%</td> </tr> <tr> <td>Financials Bonds</td> <td>0.0%</td> </tr> <tr> <td>Supranational Bonds</td> <td>0.0%</td> </tr> </tbody> </table>				Instrument Type	Percentage	Government Bonds EU	23.6%	Government Bonds IT	28.5%	Government Bonds Non-EU	15.0%	Government Bonds Sovereign	0.0%	Banking Bonds Non Eurobond	0.0%	Corporate Bonds	3.0%	Emerging Markets Bonds	0.0%	Financials Bonds	0.0%	Supranational Bonds	0.0%
Instrument Type	Percentage																										
Government Bonds EU	23.6%																										
Government Bonds IT	28.5%																										
Government Bonds Non-EU	15.0%																										
Government Bonds Sovereign	0.0%																										
Banking Bonds Non Eurobond	0.0%																										
Corporate Bonds	3.0%																										
Emerging Markets Bonds	0.0%																										
Financials Bonds	0.0%																										
Supranational Bonds	0.0%																										
XS1901183043	BANQUE CENTRALE DE TUNISIE 6.75% 31OT23	1.7	16																								
XS1175223699	BANQUE CENTRALE DE TUNISIE 5.75% 30GE25	1.1	7																								

## MOST TRADED BONDS BY CURRENCY IN TERMS OF TURNOVER

EUR - JANUARY 2021				USD - JANUARY 2021					
ISIN	NAME	CURRI eur m	TRADES	ISIN	NAME	CURRI eur m	TRADES		
XS2271356201	WEBUILD 5.875% CALL 15DC25	EUR	32.8	282	US716540BX97	PETROLEOS MEXICANOS 5.625% CALL 23GE46	USD	11.0	340
IT0005187890	BANCO BPM - FIX FLOAT CAP 22GN22	EUR	26.6	843	US345370CQ17	FORD MOTOR 4.75% 15GE43	USD	8.3	642
XS1752894292	MPS-FIX FLOAT CALL SUB 18GE28	EUR	22.9	246	XS1792825641	MEDIOBANCA INT SA STEP UP 29MZ24	USD	7.9	271
XS1551347393	JAGUAR LAND ROVER 2.2% CALL 15GE24	EUR	22.3	219	US912810RK60	USA - T-BOND 2.5% 15FB45	USD	7.7	551
XS1707063589	WEBUILD 1.75% CALL 26OT24	EUR	22.1	230	XS1575968026	OMAN 6.5% 08M247	USD	6.7	42

GBP - JANUARY 2021				OTHER CURRENCIES - JANUARY 2021					
ISIN	NAME	CURRI eur m	TRADES	ISIN	NAME	CURRI eur m	TRADES		
GB00B7L9SL19	GILT 1.75% 07ST22	GBP	1.0	18	ZAG000030404	SUDAFRICA 6.25% 31MZ36	ZAR	3.0	382
GB00B8429V04	GILT 3.25% 22GE44	GBP	0.7	9	ZAG000106998	SUDAFRICA 8% 31GE30	ZAR	2.5	265
XS0452187320	ENEL FINANCE INT 5.75% 14ST40	GBP	0.4	4	XS1620769148	IBRD STEP UP 30GN23	AUD	2.0	246
GB00B4RMG977	GILT 3.75% 07ST21	GBP	0.2	7	AU000XCLWAM0	AUSTRALIA 2.75% 21GN35	AUD	1.6	121
GB00B16NNR78	GILT 4.25% 07DC27	GBP	0.1	1	AU3TB0000143	AUSTRALIA 2.75% 21AP24	AUD	1.3	79

## News

1 No EU Government Bonds

1 banking bonds non Eurobonds

14 financial bonds:

DE000A1HGLK6 ALLIAN F II TF 3% M228 EUR  
 FR0013320033 SG TF 1.375% FB28 SUB TIER2 CALL EUR  
 FR0013403441 SG TF 1.25% FB24 EUR  
 FR0013448859 SG TF 0.875% ST29 EUR  
 XS1173845436 GS GROUP TF 1.375% LG22 EUR  
 XS1538384230 CAT TV 1.875% DC26 EUR  
 XS1547407830 BNP TF 1.125% OT23 EUR  
 XS1588615588 CA TV EUR2M+0.8 AP23 EUR  
 XS1603892149 MS TF 1.875% AP27 EUR  
 XS1691349523 GS GROUP TV EUR3M+0.62 ST23 CALL EUR  
 XS1796209010 GS GROUP TF 2% M228 EUR  
 XS2013745703 BBVA TF 1% GN26 EUR  
 XS2043678841 GS GROUP TF 0.125% AG24 EUR  
 XS2270143261 ILLIMITY BANK 3.375% 11DC23

24 corporate bond:

DE000A2BPET2 THYSSENKRUPP TF 1.375% M222 CALL EUR  
 US037411BA28 APACHE CORP 4.75% CALL 15AP43  
 US163551AE83 CHEMOURS 5.375% CALL 15MG27  
 US279158A882 ECOPETROL 5.875% CALL 28MG45  
 US29082HA005 EMBRAER NETH FIN 5.05% CALL 15GN25  
 US4062168K61 HALLIBURTON 5% CALL 15N445  
 US500255AV01 KOHL'S 5.5% CALL 17L645  
 US55616A0H08 MACYS 3.875% CALL 15F833  
 US674599C17 OCCIDENTAL PETR CORP 4.1% CALL 15F847  
 US674599C17 OCCIDENTAL PETR CORP 4.1% CALL 15M248  
 US706451BR12 PETROLEOS MEXICANOS 6.625% CALL 15GN38  
 US716540DX89 PETROLEOS MEXICANOS 6.49% CALL 23GE27  
 US716540DC33 PETROLEOS MEXICANOS 6.84% CALL 23GE30  
 US716540DD16 PETROLEOS MEXICANOS 7.69% CALL 23GE50  
 US716540DE98 PETROLEOS MEXICANOS 5.95% CALL 28GE31  
 US904311AA54 UNDER ARMOUR 3.25% CALL 15G246

XS2276596538 GROUPE CASINO 6.625% CALL 15GE26

XS2278566299 AUTOSTRADE CALL 2% 15GE30

XS2280845145 BMW FINANCE 0.2% 11GE23

XS2280845491 BMW FINANCE 0% 11GE33

XS2282093769 VOLKSWAGEN LEASING 0% 12LGE3

XS2282094494 VOLKSWAGEN LEASING 0.25% 12GE26

XS2282095970 VOLKSWAGEN LEASING 0.25% 12GE29

XS2288109676 TIM 1.625% CALL 18GE29

2 covered bond:

IT0005433781 MPS TV CALL 29L24 GST

IT0005434052 BNL-TV SINK 28GE25 EST

Markets Analysis  
 Piazza degli Affari, 6 - 20123 Milano  
 T +39 02 724261 | Fax +39 02 8646.4323  
 e-mail: markets\_analysis@borsaitaliana.it  
 www.borsaitaliana.it

This document contains text, data, graphics, photographs, illustrations, artwork, names, logos, trade marks, service marks and information ("Information") connected with Borsa Italiana S.p.A. ("Borsa Italiana"). All reasonable efforts have been made to ensure that the Information in this document was correct at the time of publication. However, Borsa Italiana Spa accepts no liability for decisions taken, or systems-related or other work carried out by any party based on this document. The publication of this document does not represent solicitation, by Borsa Italiana, of public saving and is not to be considered as a recommendation by Borsa Italiana as to the suitability of the investment, if any, herein described.