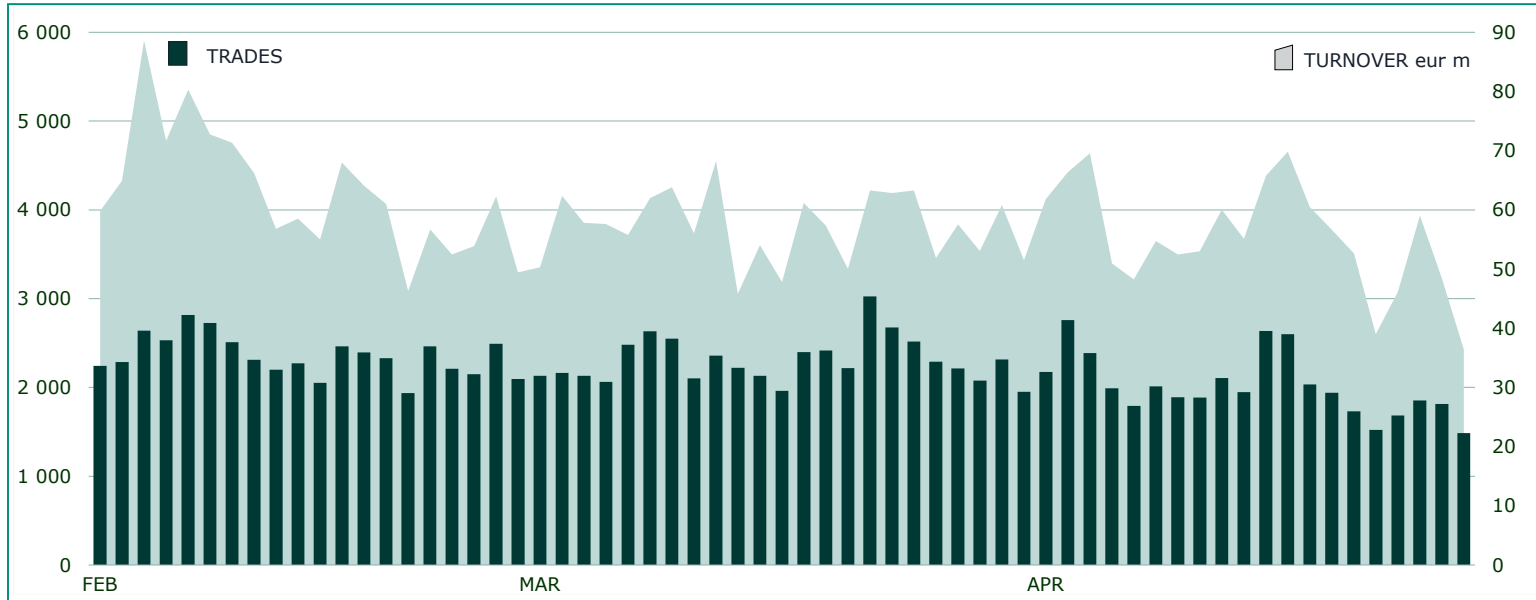
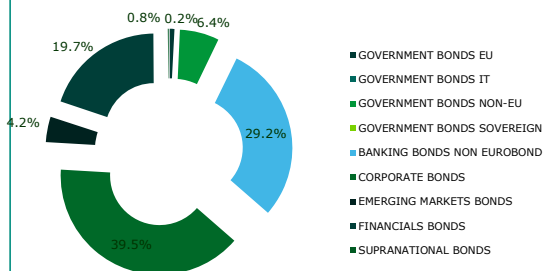


EuroTLX Statistics
April 2021
DAILY TURNOVER

MAIN INDICATORS

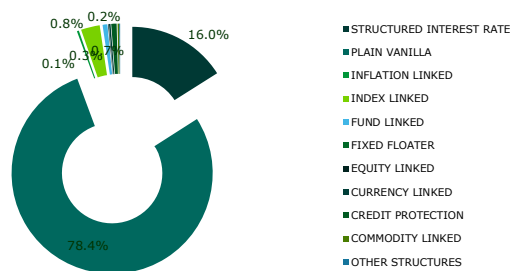
| | LISTING | | | | | TRADING | | | | | | |
|--|--------------|--------------|-------------------|--------------|-------------------|----------------|----------------|----------------|----------------|----------------|----------------|--|
| | DEC 2020 | | MARCH 2021 | | APRIL 2021 | | MARCH 2021 | | APRIL 2021 | | JAN - APR 2021 | |
| | LISTED | LISTED | NEW LISTED | LISTED | NEW LISTED | TRADES | TURNOVER | TRADES | TURNOVER | TRADES | TURNOVER | |
| | END of MONTH | END of MONTH | BEGIN of JAN 2021 | END of MONTH | BEGIN of JAN 2021 | number | eur m | number | eur m | number | eur m | |
| EUROTLX | | | | | | | | | | | | |
| FIXED INCOME | 2 354 | 1 628 | 98 | 1 654 | 145 | 53 020 | 1 314.3 | 40 251 | 1 106.8 | 184 840 | 4 899.6 | |
| CERT-X | 3 649 | 3 673 | 537 | 3 736 | 791 | 74 722 | 911.0 | 65 838 | 765.1 | 253 694 | 3 018.1 | |
| SHARES | 446 | 444 | 1 | 443 | 1 | 21 025 | 135.1 | 21 359 | 130.2 | 81 904 | 555.7 | |
| TOTAL | 6 449 | 5 745 | 636 | 5 833 | 937 | 148 767 | 2 360.3 | 127 448 | 2 002.1 | 520 438 | 8 473.3 | |
| FIXED INCOME - TYPE OF INSTRUMENT | | | | | | | | | | | | |
| GOVERNMENT BONDS EU | 239 | 13 | - | 13 | - | 95 | 4.4 | 55 | 1.5 | 301 | 10.9 | |
| GOVERNMENT BONDS IT | 149 | - | - | - | - | - | - | - | - | - | - | |
| GOVERNMENT BONDS NON-EU | 85 | 80 | 8 | 106 | 34 | 6 221 | 116.1 | 3 831 | 74.4 | 18 572 | 330.8 | |
| GOVERNMENT BONDS SOVEREIGN | 28 | - | - | - | - | - | - | - | - | - | - | |
| BANKING BONDS NON EUROBOND | 533 | 490 | 10 | 483 | 13 | 18 089 | 351.2 | 14 991 | 303.2 | 66 531 | 1 363.7 | |
| CORPORATE BONDS | 644 | 647 | 42 | 654 | 56 | 20 303 | 522.7 | 15 935 | 475.5 | 73 926 | 1 990.7 | |
| EMERGING MARKETS BONDS | 92 | 67 | 8 | 69 | 10 | 5 520 | 105.8 | 2 895 | 65.0 | 13 507 | 279.9 | |
| FINANCIALS BONDS | 372 | 328 | 30 | 326 | 32 | 2 637 | 199.4 | 2 345 | 167.5 | 11 396 | 863.3 | |
| SUPRANATIONAL BONDS | 212 | 3 | - | 3 | - | 155 | 14.8 | 199 | 19.9 | 607 | 60.2 | |
| TOTAL | 2 354 | 1 628 | 98 | 1 654 | 145 | 53 020 | 1 314.3 | 40 251 | 1 106.8 | 184 840 | 4 899.6 | |
| FIXED INCOME - TYPE OF STRUCTURE | | | | | | | | | | | | |
| STRUCTURED INTEREST RATE | 210 | 203 | 8 | 264 | 11 | 9 002 | 232.1 | 10 587 | 286.0 | 46 213 | 1 266.6 | |
| PLAIN VANILLA | 1 938 | 1 270 | 86 | 1 297 | 129 | 40 193 | 990.7 | 29 165 | 808.1 | 135 450 | 3 548.9 | |
| INFLATION LINKED | 45 | 5 | - | 5 | - | 48 | 1.9 | 33 | 1.4 | 156 | 6.9 | |
| INDEX LINKED | 59 | 50 | - | 50 | - | 344 | 6.0 | 306 | 4.6 | 1 267 | 20.9 | |
| FUND LINKED | 13 | 13 | 1 | 12 | 1 | 108 | 2.4 | 45 | 0.9 | 944 | 26.8 | |
| FIXED FLOATER | 65 | 10 | - | - | - | 40 | 3.3 | - | - | 367 | 8.6 | |
| EQUITY LINKED | 2 | 2 | - | 2 | - | - | - | - | - | 1 | 0.0 | |
| CURRENCY LINKED | 4 | 4 | - | 4 | - | 25 | 0.5 | 13 | 0.2 | 62 | 1.0 | |
| CREDIT PROTECTION | 11 | 65 | 3 | 14 | 4 | 3 203 | 75.7 | 63 | 4.3 | 186 | 13.9 | |
| COMMODITY LINKED | 5 | 4 | - | 4 | - | 15 | 0.2 | 16 | 0.2 | 61 | 1.1 | |
| OTHER STRUCTURES | 2 | 2 | - | 2 | - | 42 | 1.5 | 23 | 1.2 | 133 | 4.9 | |
| TOTAL | 2 354 | 1 628 | 98 | 1 654 | 145 | 53 020 | 1 314.3 | 40 251 | 1 106.8 | 184 840 | 4 899.6 | |

FOCUS ON LISTED BONDS - END OF MONTH

LISTED BY TYPE OF INSTRUMENT



LISTED BY TYPE OF STRUCTURE



TYPE OF INSTRUMENT - MOST TRADED BONDS IN TERMS OF TURNOVER

GOVERNMENT BONDS EU - APRIL 2021

| ISIN | NAME | eur m | TRADES |
|--------------|-------------------|-------|--------|
| G80088429V04 | GILT 3.25% 22GE44 | 0.6 | 8 |
| G800816NNR78 | GILT 4.25% 07DC27 | 0.3 | 3 |
| G8008N65R313 | GILT 3.5% 22GE45 | 0.2 | 4 |
| G80087253659 | GILT 2.25% 07ST23 | 0.1 | 3 |
| G80087L95L19 | GILT 1.75% 07ST22 | 0.1 | 6 |

GOVERNMENT BONDS IT - APRIL 2021

| ISIN | NAME | eur m | TRADES |
|--------------|------------------------------|-------|--------|
| US912810SL35 | USA T-BOND TF 2% FB50 USD | 12.3 | 676 |
| US912810RK60 | USA - T-BOND 2.5% 15FB45 | 6.0 | 360 |
| XS1575968026 | OMAN 6.5% 08M247 | 5.8 | 34 |
| US9128282A70 | USA - T-NOTE 1.5% 15AG26 | 4.1 | 121 |
| US912810S388 | USA T-BOND TF 2,25% AG49 USD | 3.5 | 166 |

GOVERNMENT BONDS NON EU - APRIL 2021

| ISIN | NAME | eur m | TRADES |
|--------------|------------------------------|-------|--------|
| US912810SL35 | USA T-BOND TF 2% FB50 USD | 12.3 | 676 |
| US912810RK60 | USA - T-BOND 2.5% 15FB45 | 6.0 | 360 |
| XS1575968026 | OMAN 6.5% 08M247 | 5.8 | 34 |
| US9128282A70 | USA - T-NOTE 1.5% 15AG26 | 4.1 | 121 |
| US912810S388 | USA T-BOND TF 2,25% AG49 USD | 3.5 | 166 |

GOVERNMENT BONDS SOVEREIGN - APRIL 2021

| ISIN | NAME | eur m | TRADES |
|--------------|----------------------------------|-------|--------|
| IT0005187890 | BANCO BPM - FIX FLOAT CAP 22GN22 | 20.1 | 767 |
| IT0005118838 | ISP-TV SUB 30GN22 | 15.9 | 484 |
| IT0005279887 | ISP-TV SUB 26ST24 | 15.8 | 145 |
| XS1928480166 | MEDIOBANCA STEP UP 25GE24 | 10.6 | 591 |
| IT0005185381 | UCG-FIX FLOAT 31MG23 | 7.9 | 541 |

BANKING BONDS NON EUROBOND - APRIL 2021

| ISIN | NAME | eur m | TRADES |
|--------------|----------------------------------|-------|--------|
| IT0005187890 | BANCO BPM - FIX FLOAT CAP 22GN22 | 20.1 | 767 |
| IT0005118838 | ISP-TV SUB 30GN22 | 15.9 | 484 |
| IT0005279887 | ISP-TV SUB 26ST24 | 15.8 | 145 |
| XS1928480166 | MEDIOBANCA STEP UP 25GE24 | 10.6 | 591 |
| IT0005185381 | UCG-FIX FLOAT 31MG23 | 7.9 | 541 |

CORPORATE BONDS - APRIL 2021

| ISIN | NAME | eur m | TRADES |
|--------------|---------------------------------------|-------|--------|
| XS1707063589 | WEBUILD 1.75% CALL 26OT24 | 30.3 | 297 |
| XS2102392276 | WEBUILD 3.625% CALL 28GE27 | 27.7 | 270 |
| XS1645687416 | KEDRION 3% CALL 12LG22 | 14.6 | 137 |
| XS2271356201 | WEBUILD 5.875% CALL 15DC25 | 13.9 | 128 |
| XS2325696628 | SAIPEM FINANCE INT 3.125% CALL 31MZ28 | 12.8 | 117 |

EMERGING MARKETS BONDS - APRIL 2021

| ISIN | NAME | eur m | TRADES |
|--------------|------------------------|-------|--------|
| XS0505478684 | EGITTO 6.875% 30AP40 | 8.2 | 81 |
| US900123A175 | TURCHIA 8% 14FB34 | 7.9 | 748 |
| XS1629918415 | TURCHIA 3.25% 14GN25 | 5.7 | 58 |
| ZAG000030404 | SUDAFRICA 6.25% 31MZ36 | 4.3 | 442 |
| ZAG000106998 | SUDAFRICA 8% 31GE30 | 4.2 | 307 |

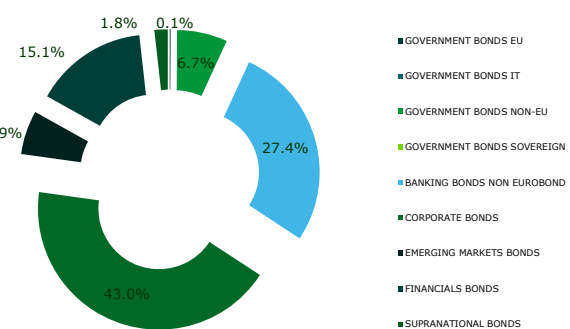
FINANCIALS BONDS - APRIL 2021

| ISIN | NAME | eur m | TRADES |
|--------------|---------------------------------------|-------|--------|
| XS1700435453 | IFIS-FIX TO CMS CALL SUB 17OT27 | 14.4 | 133 |
| XS1752894292 | MPS-FIX FLOAT CALL SUB 18GE28 | 10.9 | 119 |
| XS1404902535 | INTSANPAOLO FIX TO CMS CALL SUB 05MG2 | 9.2 | 80 |
| XS0173649798 | UNIPOLSAI-FIX FLOAT CALL SUB 28LG23 | 8.3 | 439 |
| XS1733289406 | CATTOLICA-FIX FLOAT CALL SUB 14DC47 | 7.7 | 70 |

SUPRANATIONAL BONDS - APRIL 2021

| ISIN | NAME | eur m | TRADES |
|--------------|---------------------------------------|-------|--------|
| XS1567439689 | BANQUE CENTRALE DE TUNISIE 5.625% 17F | 18.2 | 183 |
| XS1901183043 | BANQUE CENTRALE DE TUNISIE 6.75% 31OT | 1.2 | 13 |
| XS1175223699 | BANQUE CENTRALE DE TUNISIE 5.75% 30GE | 0.5 | 3 |

TYPE OF INSTRUMENT - TURNOVER



MOST TRADED BONDS BY CURRENCY IN TERMS OF TURNOVER

EUR - APRIL 2021

| ISIN | NAME | CURRENCY | eur m | TRADES |
|--------------|-------------------------|----------|-------|--------|
| XS1707063589 | WEBUILD 1.75% CALL 26O | EUR | 30.3 | 297 |
| XS2102392276 | WEBUILD 3.625% CALL 28E | EUR | 27.7 | 270 |
| IT0005187890 | BANCO BPM - FIX FLOAT C | EUR | 20.1 | 767 |
| XS1567439689 | BANQUE CENTRALE DE TUN | EUR | 18.2 | 183 |
| IT0005118838 | ISP-TV SUB 30GN22 | EUR | 15.9 | 484 |

USD - APRIL 2021

| ISIN | NAME | CURRENCY | eur m | TRADES |
|--------------|-----------------------------|----------|-------|--------|
| US912810SL35 | USA T-BOND TF 2% FB50 USD | USD | 12.3 | 676 |
| US428040GN71 | HERTZ 6.25% CALLABLE 15OT22 | USD | 10.6 | 578 |
| US382550BE09 | GOODYEAR 5.125% CALL 15NV23 | USD | 8.4 | 502 |
| XS0505478684 | EGITTO 6.875% 30AP40 | USD | 8.2 | 81 |
| IT0005185381 | UCG-FIX FLOAT 31MG23 | USD | 7.9 | 541 |

GBP - APRIL 2021

| ISIN | NAME | CURRENCY | eur m | TRADES |
|--------------|-----------------------------|----------|-------|--------|
| G80088429V04 | GILT 3.25% 22GE44 | GBP | 0.6 | 8 |
| G800816NNR78 | GILT 4.25% 07DC27 | GBP | 0.3 | 3 |
| XS2294840363 | ISP 1.4% 08FB31 | GBP | 0.3 | 24 |
| XS0718502007 | PETROBRAS 6.25% CALL 1 | GBP | 0.3 | 2 |
| XS0452188054 | ENEL FINANCE INT 5.625% GBP | GBP | 0.2 | 3 |

OTHER CURRENCIES - APRIL 2021

| ISIN | NAME | CURRENCY | eur m | TRADES |
|--------------|------------------------|----------|-------|--------|
| ZAG000030404 | SUDAFRICA 6.25% 31MZ36 | ZAR | 4.3 | 442 |
| ZAG000106998 | SUDAFRICA 8% 31GE30 | ZAR | 4.2 | 307 |
| XS2105803527 | BEI 7.25% 23GE30 | ZAR | 1.4 | 115 |
| DE0001343101 | DB ZC 15OT21 | ITL | 1.1 | 13 |
| AUT380000150 | AUSTRALIA 3.25% 21AP29 | AUD | 1.0 | 30 |

News

| | | |
|---|--|--|
| No EU Government Bonds | 13 corporate bond: XS225733413 STELLANTIS 0.625% CALL 30MZ27 FR00140020L8 RENAULT 2.5% CALL 01AP28 US626717AG73 MURPHY OIL TF C.P. DC42 CALL USD FR0013183571 TEREOS FIN TF 4,125% GN23 CALL EUR US674599CF00 OCCIDENT PETR TF 4,625% GN45 CALL USD XS1591416679 K+S TF 2,625% AP23 CALL EUR XS1854830889 K+S TF 3,25% LG24 CALL EUR XS2324724645 FRAPORT AG TF 1,875% MZ28 CALL EUR US81180WAN11 SEAGATE HDD TF 5,75% DC34 CALL USD US279158AE95 ECOPETROL TF 7,375% ST43 CALL USD US577081AU60 MATTEL TF 6,2% OT40 CALL USD US637071AK74 NOV INC TF 3,95% DC42 CALL USD US780153AW20 ROYAL CARIBB TF 3,7% MZ28 CALL USD | 4 T-BOND e 8 T-NOTES: US912810PX00 USA T-BOND TF 4,5% MG38 USD US912810QK79 USA T-BOND TF 3,875% AG40 USD US912810RE01 USA T-BOND TF 3,625% FB44 USD US912810RN00 USA T-BOND TF 2,875% AG45 USD US9128286B18 USA T-NOTE TF 2,625% FB29 USD US9128286T26 USA T-NOTE TF 2,375% MG29 USD US912828YB05 USA T-NOTE TF 1,625% AG29 USD US912828YB30 USA T-NOTE TF 1,75% NV29 USD US912828Z864 USA T-NOTE TF 1,375% FB23 USD US912828Z948 USA T-NOTE TF 1,5% FB30 USD US912828ZC78 USA T-NOTE TF 1,125% FB25 USD US912828ZD51 USA T-NOTE TF 0,5% MZ23 USD |
| 3 banking bonds non Eurobonds | | |
| 1 financial bonds: | | |
| XS231921390 ANIMA H TF 1,5% AP28 CALL EUR | | |
| 2 emerging markets bond: | | |
| ZAG000107004 SOUTH AFRICA TF 8,25% MZ32 ZAR | | |
| ZAG000125980 SOUTH AFRICA TF 9% GE40 ZAR | | |

Markets Analysis

Piazza degli Affari, 6 - 20123 Milano
T +39 02 724261 | Fax +39 02 8646.4323
e-mail: markets_analysis@borsaitaliana.it
www.borsaitaliana.it

This publication is for information purposes only and is not a recommendation to engage in investment activities. This publication is provided "as is" without representation or warranty of any kind. Whilst all reasonable care has been taken to ensure the accuracy of the content, Euronext does not guarantee its accuracy or completeness. Euronext will not be held liable for any loss or damages of any nature ensuing from using, trusting or acting on information provided. No information set out or referred to in this publication shall form the basis of any contract. The creation of rights and obligations in respect of financial products that are traded on the exchanges operated by Euronext's subsidiaries shall depend solely on the applicable rules of the market operator. All proprietary rights and interest in or connected with this publication shall vest in Euronext. No part of it may be redistributed or reproduced in any form without the prior written permission of Euronext. Euronext refers to Euronext N.V. and its affiliates. Information regarding trademarks and intellectual property rights of Euronext is located at www.euronext.com/terms-use
© 2021, Euronext N.V. - All rights reserved.