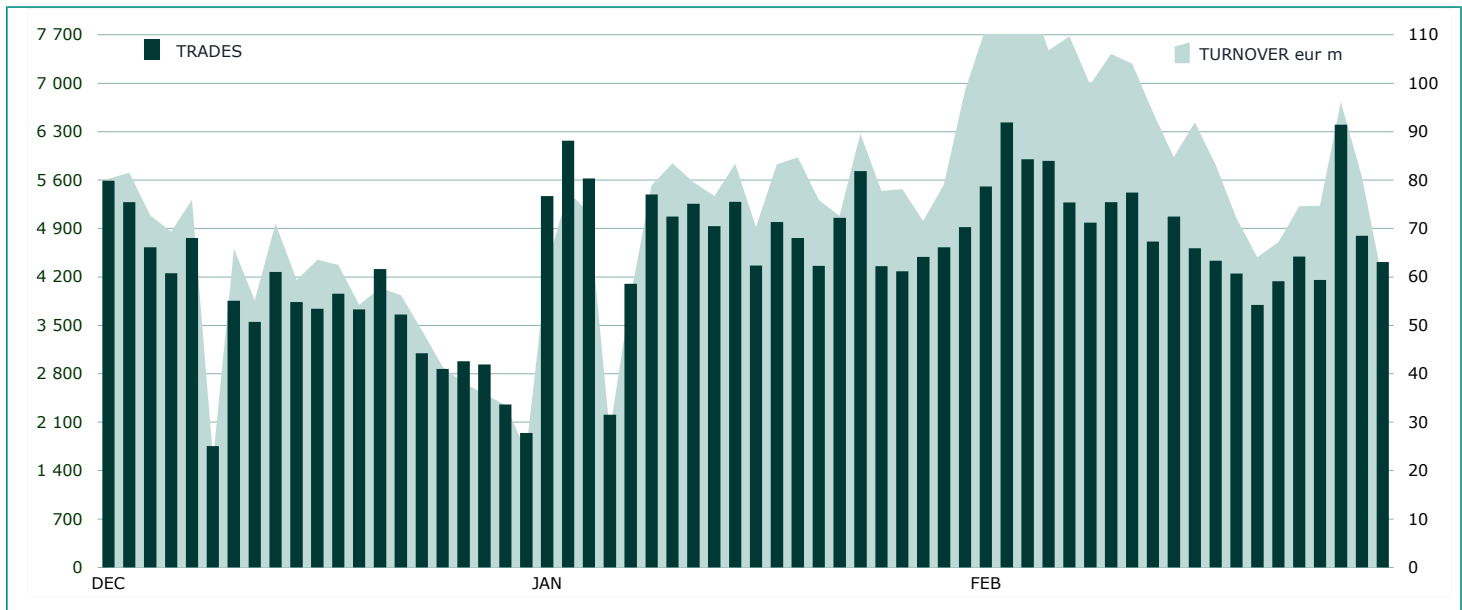
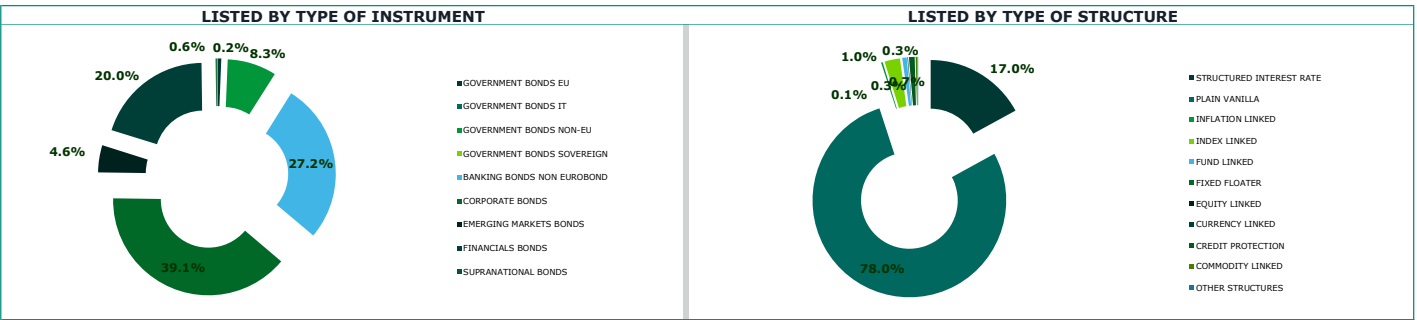


**DAILY TURNOVER**

**MAIN INDICATORS**

	LISTING					TRADING					
	DEC 2021	JANUARY 2022		FEBRUARY 2022		JANUARY 2022		FEBRUARY 2022		JANUARY 2022	
	LISTED END of MONTH	LISTED END of MONTH	NEW LISTED BEGIN of JAN 2021	LISTED END of MONTH	NEW LISTED BEGIN of JAN 2022	TRADES number	TURNOVER eur m	TRADES number	TURNOVER eur m	TRADES number	TURNOVER eur m
<b>EUROTLX</b>											
FIXED INCOME	1 585	1 559	11	1 556	24	34 714	875.4	40 857	1 209.1	75 571	2 084.5
CERT-X	3 827	3 960	295	4 020	527	54 311	620.5	48 843	550.7	103 154	1 171.2
SHARES	450	448	-	446	-	12 329	85.2	10 273	62.8	22 602	148.0
<b>TOTAL</b>	<b>5 862</b>	<b>5 967</b>	<b>306</b>	<b>6 022</b>	<b>551</b>	<b>101 354</b>	<b>1 581.2</b>	<b>99 973</b>	<b>1 822.6</b>	<b>201 327</b>	<b>3 403.7</b>
<b>FIXED INCOME - TYPE OF INSTRUMENT</b>											
GOVERNMENT BONDS EU	11	11	-	10	-	88	5.3	62	2.9	150	8
GOVERNMENT BONDS IT											
GOVERNMENT BONDS NON-EU	131	130	-	129	-	3 833	72.0	4 122	77.8	7 955	150
GOVERNMENT BONDS SOVEREIGN											
BANKING BONDS NON EURO BOND	435	428	1	424	5	13 731	256.9	12 881	237.8	26 612	495
CORPORATE BONDS	613	606	4	608	10	11 800	343.8	18 058	652.2	29 858	996
EMERGING MARKETS BONDS	72	70	-	71	2	3 112	56.9	3 460	58.4	6 572	115
FINANCIALS BONDS	320	311	6	311	7	2 123	138.2	2 265	179.0	4 388	317
SUPRANATIONAL BONDS	3	3	-	3	-	27	2.4	9	0.9	36	3
<b>TOTAL</b>	<b>1 585</b>	<b>1 559</b>	<b>11</b>	<b>1 556</b>	<b>24</b>	<b>34 714</b>	<b>875.4</b>	<b>40 857</b>	<b>1 209.1</b>	<b>75 571</b>	<b>2 084.5</b>
<b>FIXED INCOME - TYPE OF STRUCTURE</b>											
STRUCTURED INTEREST RATE	263	266	4	265	5	10 125	222.1	9 498	227.1	19 623	449
PLAIN VANILLA	1 240	1 214	7	1 213	19	23 970	636.1	30 914	971.7	54 884	1 608
INFLATION LINKED	4	4	-	4	-	20	0.5	25	0.8	45	1
INDEX LINKED	43	40	-	40	-	326	5.7	249	4.5	575	10
FUND LINKED	12	12	-	11	-	174	8.5	68	1.8	242	10
FIXED FLOATER	-	-	-	-	-	-	-	-	-	-	-
EQUITY LINKED	1	1	-	1	-	-	-	-	-	-	-
CURRENCY LINKED	1	1	-	1	-	5	0.1	2	0.1	7	0
CREDIT PROTECTION	15	15	-	15	-	51	1.5	52	1.8	103	3
COMMODITY LINKED	4	4	-	4	-	30	0.6	31	0.7	61	1
OTHER STRUCTURES	2	2	-	2	-	13	0.4	18	0.5	31	1
<b>TOTAL</b>	<b>1 585</b>	<b>1 559</b>	<b>11</b>	<b>1 556</b>	<b>24</b>	<b>34 714</b>	<b>875.4</b>	<b>40 857</b>	<b>1 209.1</b>	<b>75 571</b>	<b>2 084.5</b>

FOCUS ON LISTED BONDS - END OF MONTH



TYPE OF INSTRUMENT - MOST TRADED BONDS IN TERMS OF TURNOVER

GOVERNMENT BONDS EU - FEBRUARY 2022				GOVERNMENT BONDS IT - FEBRUARY 2022			
ISIN	NAME	eur m	TRADES	ISIN	NAME	eur m	TRADES
GB0088429V04	GILT 3.25% 22GE44	1.1	12				
GB008719SL19	GILT 1.75% 07ST22	0.8	19				
GB008658R313	GILT 3.5% 22GE45	0.5	7				
GB00816NMR78	GILT 4.25% 07DC27	0.1	2				
GB0030880693	GILT 5% 07M225	0.1	4				

GOVERNMENT BONDS NON EU - FEBRUARY 2022				GOVERNMENT BONDS SOVEREIGN - FEBRUARY 2022			
ISIN	NAME	eur m	TRADES	ISIN	NAME	eur m	TRADES
US912810SL35	USA T-BOND TF 2% FB50 USD	9.7	447				
US912810RK60	USA T-BOND 2.5% 15FB45	7.2	392				
US9128282A70	USA T-NOTE 1.5% 15AG26	5.6	210				
US912828S927	USA T-NOTE 1.25% 31LG23	3.2	84				
US91282CDJ71	USA TF 1,375% NV31 USD	2.2	35				

BANKING BONDS NON EUROBOND - FEBRUARY 2022				CORPORATE BONDS - FEBRUARY 2022			
ISIN	NAME	eur m	TRADES	ISIN	NAME	eur m	TRADES
IT0005185381	UCG-FIX FLOAT 31MG23	13.5	703	XS1591523755	SAIPEM FINANCE INT 2.75% CALL 05AP22	136.3	1 287
XS1928480166	MEDIOBANCA STEP UP 25GE24	11.2	542	XS1711584430	SAIPEM FINANCE INT 2.625% CALL 07GE25	50.6	572
IT0005176398	UCG 2.8% 16MG22	10.3	507	XS1487495316	SAIPEM FINANCE INT 3.75% CALL 08ST23	47.7	502
IT0005118838	ISP-TV SUB 30GN22	7.2	283	XS2325696628	SAIPEM FINANCE INT 3.125% CALL 31MZ28	35.4	395
IT0005279887	ISP-TV SUB 26ST24	6.7	63	XS0214965963	TELECOM ITALIA 5.25% 17MZ55	30.1	290

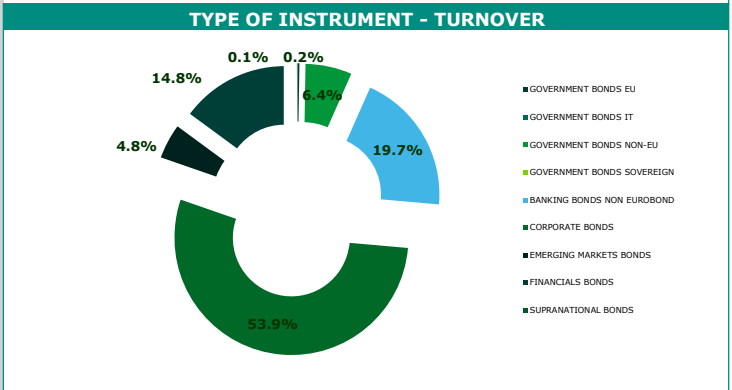
EMERGING MARKETS BONDS - FEBRUARY 2022			
ISIN	NAME	eur m	TRADES
US900123AT75	TURCHIA 8% 14FB34	9.8	978
XS0088543193	RUSSIA 12.75% PUT 24GN28	7.5	313
XS0505478684	EGITTO 6.875% 30AP40	3.9	55
ZAG000030404	SUDAFRICA 6.25% 31MZ36	3.3	237
XS1558078736	EGITTO 7.5% 31GE27	2.8	8

FINANCIALS BONDS - FEBRUARY 2022			
ISIN	NAME	eur m	TRADES
XS1752894292	MPS-FIX FLOAT CALL SUB 18GE28	12.5	157
XS1700435453	IFIS-FIX TO CMS CALL SUB 17OT27	7.7	73
XS2124192654	IFIS 1.75% 25GN24	7.5	61
XS2407593222	ICREA SOCIAL BOND MC GE27 CALL EUR	6.7	43
XS1206977495	UNIPOL GRUPPO 3% 18MZ25	6.5	35

SUPRANATIONAL BONDS - FEBRUARY 2022			
ISIN	NAME	eur m	TRADES
XS1567439689	BANQUE CENTRALE DE TUNISIE 5.625% 17FB24	0.7	8
XS1175223699	BANQUE CENTRALE DE TUNISIE 5.75% 30GE25	0.1	1



MOST TRADED BONDS BY CURRENCY IN TERMS OF TURNOVER

EUR - FEBRUARY 2022					USD - FEBRUARY 2022				
ISIN	NAME	CURRENCY	eur m	TRADES	ISIN	NAME	CURRENCY	eur m	TRADES
XS1591523755	SAIPEM FINANCE INT 2.75% CALL 05AP22	EUR	136.3	1 287	IT0005185381	UCG-FIX FLOAT 31MG23	USD	13.5	703
XS1711584430	SAIPEM FINANCE INT 2.625% CALL 07GE25	EUR	50.6	572	US87927VAM00	TIM CAP 6% CALL 30ST34	USD	11.9	1 084
XS1487495316	SAIPEM FINANCE INT 3.75% CALL 08ST23	EUR	47.7	502	IT0005176398	UCG 2.8% 16MG22	USD	10.3	507
XS2325696628	SAIPEM FINANCE INT 3.125% CALL 31MZ28	EUR	35.4	395	US900123AT75	TURCHIA 8% 14FB34	USD	9.8	978
XS0214965963	TELECOM ITALIA 5.25% 17MZ55	EUR	30.1	290	US912810SL35	USA T-BOND TF 2% FB50 USD	USD	9.7	447

GBP - FEBRUARY 2022					OTHER CURRENCIES - FEBRUARY 2022				
ISIN	NAME	CURRENCY	eur m	TRADES	ISIN	NAME	CURRENCY	eur m	TRADES
GB0088429V04	GILT 3.25% 22GE44	GBP	1.1	12	ZAG000030404	SUDAFRICA 6.25% 31MZ36	ZAR	3.3	237
GB008719SL19	GILT 1.75% 07ST22	GBP	0.8	19	ZAG000125980	SOUTH AFRICA TF 9% GE40 ZAR	ZAR	2.2	229
XS0452187320	ENEL FINANCE INT 5.75% 14ST40	GBP	0.6	3	ZAG000106998	SUDAFRICA 8% 31GE30	ZAR	1.6	120
GB008658R313	GILT 3.5% 22GE45	GBP	0.5	7	DE0001342244	DB ZC 150T26	ITL	0.9	27
XS1522284576	IMI-FIX FLOAT CALL 23NV22	GBP	0.2	8	XS2328429894	IFC TF 1,85% MG24 CNY	CNY	0.8	60

**News**  
 4 banking bonds non Eurobonds  
 1 covered bond  
 IT0005483349 MPS TV EUR3M+0,27 OT25 COVERED CALL EUR

8 corporate bonds  
 USP8000UAA71 PEMEX TF 6,7% FB32 AMORT CALL USD  
 US716540CB68 PEMEX TF 6,875% AG26 CALL USD  
 US71647NB72 PETROBRAS TF 5,5% GNS1 CALL USD  
 US91086QB46 MEXICO TF 4,6% GE46 CALL USD  
 US91087BAB62 MEXICO TF 4,35% GE47 CALL USD  
 FR0013323326 STELLANTIS TF 2% M225 CALL EUR  
 XS2436585355 F.I.S. SDG LINK TF 5,625% AG27 CALL EUR  
 US156686AM96 LUMEN TECH TF 6,875% GE28 CALL USD

Markets Analysis  
 Piazza degli Affari, 6 - 20123 Milano  
 T +39 02 724261 | Fax +39 02 8646.4323  
 e-mail: markets\_analysis@borsaitaliana.it  
 www.borsaitaliana.it

This publication is for information purposes only and is not a recommendation to engage in investment activities. This publication is provided "as is" without representation or warranty of any kind. Whilst all reasonable care has been taken to ensure the accuracy of the content, Euronext does not guarantee its accuracy or completeness. Euronext will not be held liable for any loss or damages of any nature ensuing from using, trusting or acting on information provided. No information set out or referred to in this publication shall form the basis of any contract. The creation of rights and obligations in respect of financial products that are traded on the exchanges operated by Euronext's subsidiaries shall depend solely on the applicable rules of the market operator. All proprietary rights and interest in or connected with this publication shall vest in Euronext. No part of it may be redistributed or reproduced in any form without the prior written permission of Euronext. Euronext disclaims any duty to update this information. Euronext refers to Euronext N.V. and its affiliates. Information regarding trademarks and intellectual property rights of Euronext is located at [www.euronext.com/terms-use](http://www.euronext.com/terms-use).

