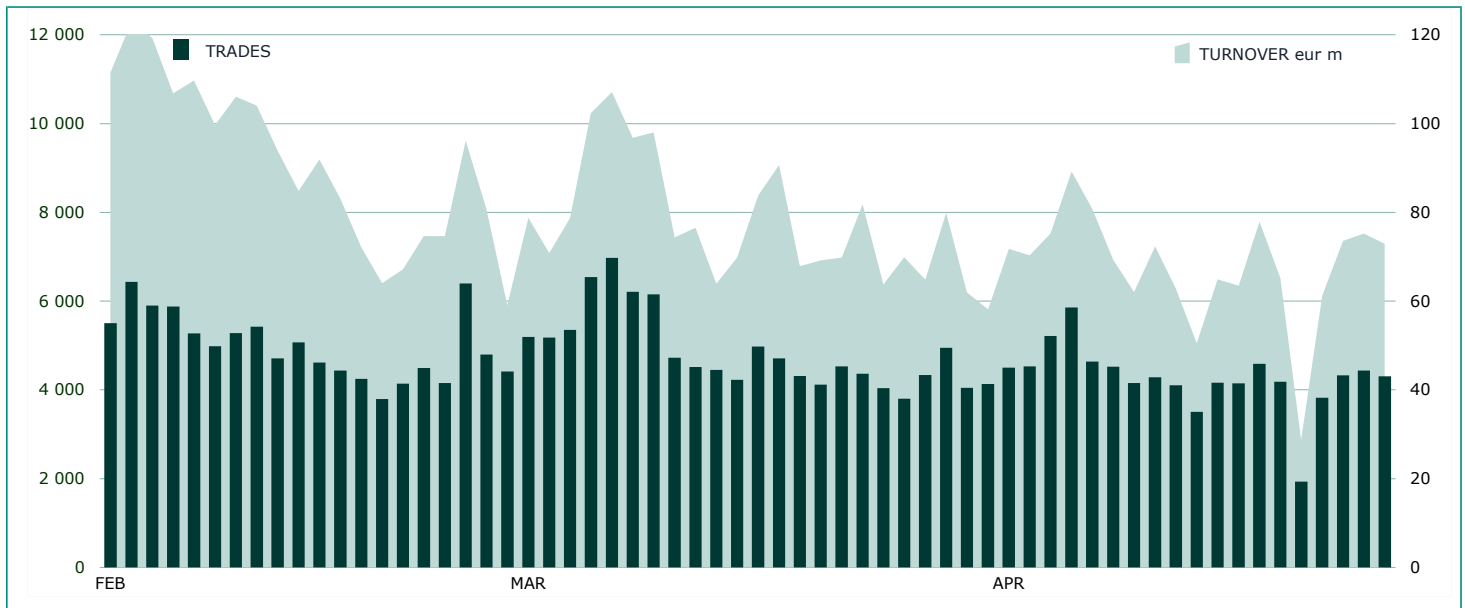
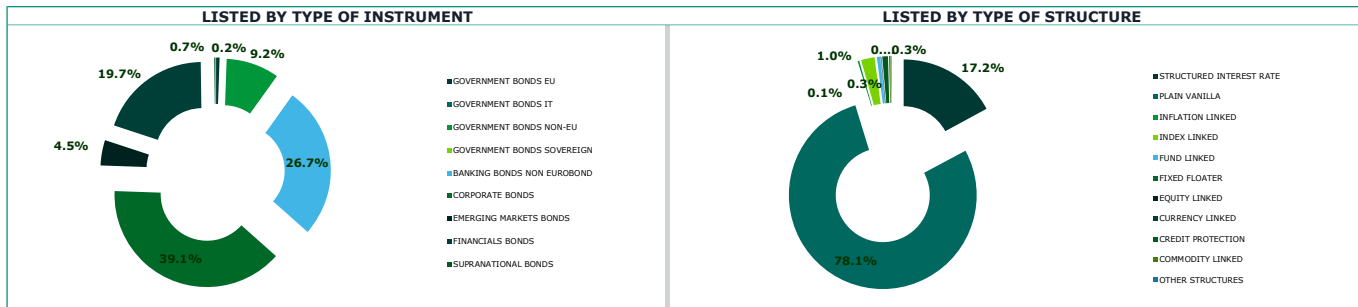


EuroTLX Statistics
April 2022
DAILY TURNOVER

MAIN INDICATORS

	LISTING					TRADING					
	DEC 2021	MARCH 2022		APRIL 2022		MARCH 2022		APRIL 2022		JAN-APR 2022	
	LISTED END OF MONTH	LISTED END OF MONTH	NEW LISTED BEGIN OF JAN 2022	LISTED END OF MONTH	NEW LISTED BEGIN OF JAN 2022	TRADES number	TURNOVER eur m	TRADES number	TURNOVER eur m	TRADES number	TURNOVER eur m
EUROTLX											
FIXED INCOME	1 585	1 522	29	1 526	61	53 130	1 225.4	38 610	880.3	167 311	4 190.2
CERT-X	3 827	4 163	791	4 326	1 050	47 841	491.2	35 299	363.1	186 294	2 025.6
SHARES	450	446	-	446	1	10 870	62.3	7 322	43.9	40 794	254.2
TOTAL	5 862	6 131	820	6 298	1 112	111 841	1 778.9	81 231	1 287.4	394 399	6 470.0
FIXED INCOME - TYPE OF INSTRUMENT											
GOVERNMENT BONDS EU	11	10	-	10	-	91	2.7	57	1.0	298	11.9
GOVERNMENT BONDS IT											
GOVERNMENT BONDS NON-EU	131	128	-	141	14	5 602	127.3	4 812	99.0	18 369	376.1
GOVERNMENT BONDS SOVEREIGN											
BANKING BONDS NON EUROBOND	435	409	8	407	13	18 983	362.9	14 936	280.9	60 531	1 138.5
CORPORATE BONDS	613	599	12	596	19	21 979	525.1	13 994	338.9	65 831	1 860.0
EMERGING MARKETS BONDS	72	66	2	68	4	4 513	72.8	3 205	48.8	14 290	236.9
FINANCIALS BONDS	320	307	7	301	11	1 924	131.9	1 583	109.9	7 895	559.1
SUPRANATIONAL BONDS	3	3	-	3	-	38	2.6	23	1.8	97	7.7
TOTAL	1 585	1 522	29	1 526	61	53 130	1 225.4	38 610	880.3	167 311	4 190.2
FIXED INCOME - TYPE OF STRUCTURE											
STRUCTURED INTEREST RATE	263	260	6	262	11	12 349	261.1	9 168	194.6	41 140	905
PLAIN VANILLA	1 240	1 189	23	1 192	48	40 075	943.5	29 101	675.8	124 060	3 227
INFLATION LINKED	4	4	-	4	-	48	1.9	38	1.0	131	4
INDEX LINKED	43	37	-	36	2	289	5.0	156	4.5	1 020	20
FUND LINKED	12	9	-	9	-	256	11.1	46	1.5	544	23
FIXED FLOATER	-	-	-	-	-	-	-	-	-	-	-
EQUITY LINKED	1	1	-	1	-	-	-	-	-	-	-
CURRENCY LINKED	1	1	-	1	-	-	-	-	-	7	0
CREDIT PROTECTION	15	15	-	15	-	35	1.4	44	1.6	182	6
COMMODITY LINKED	4	4	-	4	-	68	1.3	50	1.2	179	4
OTHER STRUCTURES	2	2	-	2	-	10	0.2	7	0.1	48	1
TOTAL	1 585	1 522	29	1 526	61	53 130	1 225.4	38 610	880.3	167 311	4 190.2

FOCUS ON LISTED BONDS - END OF MONTH



TYPE OF INSTRUMENT - MOST TRADED BONDS IN TERMS OF TURNOVER

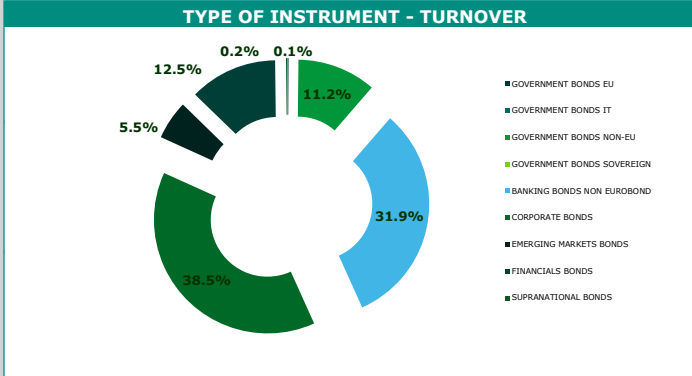
GOVERNMENT BONDS EU - APRIL 2022				GOVERNMENT BONDS IT - APRIL 2022			
ISIN	NAME	eur m	TRADES	ISIN	NAME	eur m	TRADES
GB00BYZ3G56	GILT 1.5% 22LG26	0.3	14				
GB00B7Z5369	GILT 2.25% 07ST23	0.2	6				
GB00B8429V04	GILT 3.25% 22GE44	0.1	8				
GB00B7L9SL19	GILT 1.75% 07ST22	0.1	11				
GB0030880693	GILT 5% 07MZ25	0.1	4				

GOVERNMENT BONDS NON EU - APRIL 2022				GOVERNMENT BONDS SOVEREIGN - APRIL 2022			
ISIN	NAME	eur m	TRADES	ISIN	NAME	eur m	TRADES
US912810RK60	USA - T-BOND 2.5% 15FB45	7.4	429				
US912810SL35	USA T-BOND TF 2% FB50 USD	6.8	327				
US9128282A70	USA - T-NOTE 1.5% 15AG26	5.0	233				
US912828S927	USA - T-NOTE 1.25% 31LG23	4.4	149				
US912828XB14	USA - T-NOTE 2.125% 15MG25	4.4	148				

BANKING BONDS NON EUROBOND - APRIL 2022				CORPORATE BONDS - APRIL 2022			
ISIN	NAME	eur m	TRADES	ISIN	NAME	eur m	TRADES
IT0005185381	UCG-FIX FLOAT 31MG23	19.5	844	XS1487495316	SAIPEM FINANCE INT 3.75% CALL 08ST23	32.7	293
IT0005126120	MEDIOBANCA FIX FLOAT CAP&FLOOR 300T22	12.8	714	XS1061100515	TELECOM ITALIA FINANCE 7.75% 24GE33	23.4	1627
XS2039030908	MEDIOBANCA STEP UP 18ST23	12.7	320	XS1711584430	SAIPEM FINANCE INT 2.625% CALL 07GE25	19.1	195
IT0005212300	MEDIOBANCA STEP UP 30ST22	11.0	504	FR0014965963	TELECOM ITALIA 5.25% 17MZ55	18.5	191
IT0005279887	ISP-TV SUB 26ST24	10.3	99	FR0013299435	RENAULT 1.00% CALL 28NV25	11.0	910

EMERGING MARKETS BONDS - APRIL 2022				FINANCIALS BONDS - APRIL 2022			
ISIN	NAME	eur m	TRADES	ISIN	NAME	eur m	TRADES
US900123AT75	TURCHIA 8% 14FB34	9.7	821	XS1222597905	ISP 2.855% SUB 23AP25	11.5	105
XS0505478684	EGITTO 6.875% 30AP40	5.7	74	XS1700435453	IFIS-FIX TO CMS CALL SUB 17OT27	5.1	49
XAG000030404	SUDAFRICA 6.25% 31MZ36	2.9	297	XS1206977495	UNIPOL GRUPPO 3% 18MZ25	4.7	43
US105756BK57	BRASILE 7.125% 20GE37	2.7	330	XS1109765005	ISP 3.928% SUB 15ST26	4.5	40
US91086QAZ19	MESSICO 5.75% CALL 12OT10	2.4	255	XS2055091784	MPS 3.625% 24ST24	3.9	39

SUPRANATIONAL BONDS - APRIL 2022			
ISIN	NAME	eur m	TRADES
XS1567439689	BANQUE CENTRALE DE TUNISIE 5.625% 17FB24	1.6	21
XS1175223699	BANQUE CENTRALE DE TUNISIE 5.75% 30GE25	0.1	1
XS1901183043	BANQUE CENTRALE DE TUNISIE 6.75% 31OT23	0.1	1



MOST TRADED BONDS BY CURRENCY IN TERMS OF TURNOVER

EUR - APRIL 2022					USD - APRIL 2022				
ISIN	NAME	CURRENCY	eur m	TRADES	ISIN	NAME	CURRENCY	eur m	TRADES
XS1487495316	SAIPEM FINANCE INT 3.75% CALL 08ST23	EUR	32.7	293	IT0005185381	UCG-FIX FLOAT 31MG23	USD	19.5	844
XS1061100515	TELECOM ITALIA FINANCE 7.75% 24GE33	EUR	23.4	1627	IT0005126120	MEDIOBANCA FIX FLOAT CAP&FLOOR 300T22	USD	12.8	714
XS1711584430	SAIPEM FINANCE INT 2.625% CALL 07GE25	EUR	19.1	195	XS2039030908	MEDIOBANCA STEP UP 18ST23	USD	12.7	320
XS0214965963	TELECOM ITALIA 5.25% 17MZ55	EUR	18.5	191	IT0005212300	MEDIOBANCA STEP UP 30ST22	USD	11.0	504
XS1222597905	ISP 2.855% SUB 23AP25	EUR	11.5	105	US900123AT75	TURCHIA 8% 14FB34	USD	9.7	821

GBP - APRIL 2022					OTHER CURRENCIES - APRIL 2022				
ISIN	NAME	CURRENCY	eur m	TRADES	ISIN	NAME	CURRENCY	eur m	TRADES
GB00BYZ3G56	GILT 1.5% 22LG26	GBP	0.3	14	ZAG000030404	SUDAFRICA 6.25% 31MZ36	ZAR	2.9	297
GB00B7Z5369	GILT 2.25% 07ST23	GBP	0.2	6	AU000XCLWAM0	AUSTRALIA 2.75% 21GN35	AUD	2.2	122
XS0452197320	ENEL FINANCE INT 5.75% 148T40	GBP	0.1	2	ZAG0001259980	SOUTH AFRICA TF 9% GE40 ZAR	ZAR	1.9	193
GB00B8429V04	GILT 3.25% 22GE44	GBP	0.1	8	ZAG000106998	SUDAFRICA 8% 31GE30	ZAR	1.6	127
GB00B7L9SL19	GILT 1.75% 07ST22	GBP	0.1	11	ZAG000077488	SOUTH AFRICA TF 6.5% FB41 ZAR	ZAR	1.5	134

News

5 banking bonds non Eurobonds
 XS2464732770 STELLANTIS TF 2,75% AP32 CALL EUR
 XS2438616240 VW FIN SER TF 0,875% GE28 EUR
 XS2438615606 VW FIN SER TF 0,25% GE25 EUR
 XS2374594823 VW FIN SER TF 0,375% FB30 EUR
 XS2374595127 VW FIN SER TF 0% FB25 EUR
 XS2447561403 BMW FIN TF 0,5% FB25 EUR
 XS2447564332 BMW FIN TF 1% MG28 EUR

2 Emerging Market Bonds
 ZAG000125972 SOUTH AFRICA TF 8,875% FB35 ZAR
 ZAG000077470 SOUTH AFRICA TF 7% FB31 ZAR

6 Other Govies No Eu
 AU000XCLWAS7 AUSTRALIA TF 3% MZ47 AUD
 NZGOVDT437C0 NEW ZEALAND TF 2,75% AP37 NZD
 NZGOVDT532C8 NEW ZEALAND TF 2% MG32 NZD
 NZGOVDT551C8 NEW ZEALAND TF 2,75% MG51 NZD
 NO0010732555 NORWAY TF 1,75% MZ25 NOK
 NO0010930522 NORWAY TF 1,25% ST31 NOK

4 Other debt Instruments
 US912810TD00 USA TF 2,25% FB52 USD
 US912810TF57 USA TF 2,375% FB42 USD
 US91282CDY49 USA TF 1,875% FB32 USD
 US91282CAV37 USA TF 0,875% NV30 USD
 US91282CEFA1 USA TF 2,5% MZ27 USD
 US91282CEC10 USA TF 1,875% FB27 USD
 US912828Z781 USA TF 1,5% GE27 USD
 US91282CED92 USA TF 1,75% MZ25 USD

Markets Analysis
 Piazza degli Affari, 6 - 20123 Milano
 T +39 02 724261 | Fax +39 02 8646.4323
 e-mail: markets_analysis@borsaitaliana.it
 www.borsaitaliana.it

This publication is for information purposes only and is not a recommendation to engage in investment activities. This publication is provided "as is" without representation or warranty of any kind. Whilst all reasonable care has been taken to ensure the accuracy of the content, Euronext does not guarantee its accuracy or completeness. Euronext will not be held liable for any loss or damages of any nature ensuing from using, trusting or acting on information provided. No information set out or referred to in this publication shall form the basis of any contract. The creation of rights and obligations in respect of financial products that are traded on the exchanges operated by Euronext's subsidiaries shall depend solely on the applicable rules of the market operator. All proprietary rights and interest in or connected with this publication shall vest in Euronext. No part of it may be redistributed or reproduced in any form without the prior written permission of Euronext. Euronext disclaims any duty to update this information. Euronext refers to Euronext N.V. and its affiliates. Information regarding trademarks and intellectual property rights of Euronext is located at www.euronext.com/terms-use.

