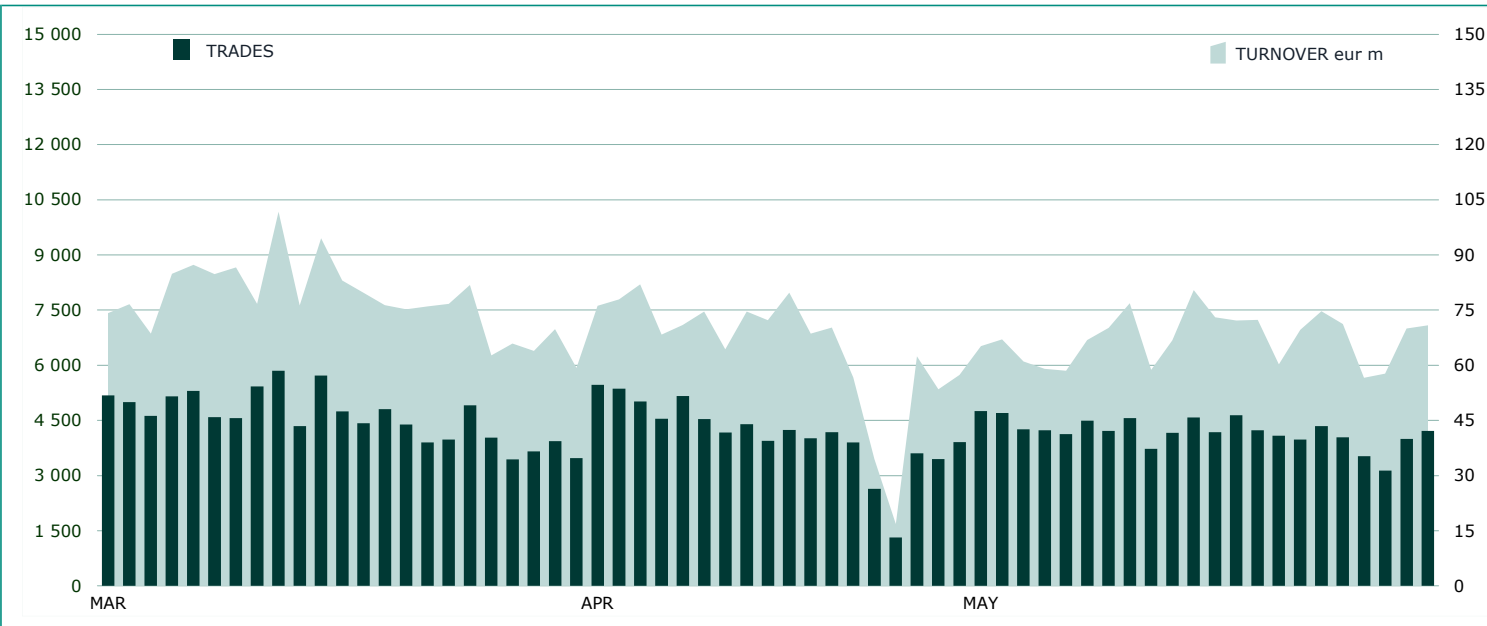



EuroTLX Statistics
May 2023
DAILY TURNOVER

MAIN INDICATORS
LISTING
TRADING

	DEC 2022		APR 2023		MAY 2023		APR 2023		MAY 2023		JAN - MAY 2023	
	LISTED END of MONTH	LISTED END of MONTH	NEW LISTED BEGIN of JAN 2023	LISTED END of MONTH	NEW LISTED BEGIN of JAN 2023	TRADES number	TURNOVER eur m	TRADES number	TURNOVER eur m	TRADES number	TURNOVER eur m	
EUROTLX												
FIXED INCOME	1 489	1 500	119	1 514	153	25 926	690.9	35 377	914.9	178 937	4 943.6	
CERT-X	5 417	5 852	1 375	5 930	1 656	42 888	440.5	50 518	525.9	253 210	2 693.1	
SHARES	453	447	1	445	1	5 068	29.6	6 311	38.7	32 903	203.8	
TOTAL	7 359	7 799	1 495	7 889	1 810	73 882	1 161.0	92 206	1 479.4	465 050	7 840.5	
FIXED INCOME - TYPE OF INSTRUMENT												
GOVERNMENT BONDS EU	9	9	-	9	-	381	7.9	722	13.8	2 390	52.3	
GOVERNMENT BONDS IT												
GOVERNMENT BONDS NON-EU	151	156	10	162	19	3 426	67.3	4 320	92.4	21 868	421.9	
GOVERNMENT BONDS SOVEREIGN												
BANKING BONDS NON EUROBOND	398	401	42	401	49	7 511	137.7	11 621	253.8	53 031	1 056.1	
CORPORATE BONDS	568	548	24	552	35	9 903	232.5	11 860	298.6	69 582	1 794.8	
EMERGING MARKETS BONDS	61	57	1	57	1	1 641	19.7	3 929	47.4	12 938	163.5	
FINANCIALS BONDS	299	325	41	329	48	3 042	224.1	2 907	207.5	19 031	1 446.9	
SUPRANATIONAL BONDS	3	4	1	4	1	22	1.6	18	1.4	97	8.0	
TOTAL	1 489	1 500	119	1 514	153	25 926	690.9	35 377	914.9	178 937	4 943.6	
FIXED INCOME - TYPE OF STRUCTURE												
STRUCTURED INTEREST RATE	301	319	41	322	48	4 685	156.8	5 956	176.8	31 399	1 095.6	
PLAIN VANILLA	1 131	1 126	75	1 135	100	21 055	526.4	29 228	731.0	146 409	3 800.6	
INFLATION LINKED	4	3	-	3	-	9	0.2	9	0.3	52	1.5	
INDEX LINKED	30	29	3	31	5	70	0.9	71	1.0	476	6.8	
FUND LINKED	6	6	-	6	-	15	0.3	13	0.3	121	3.2	
FIXED FLOATER	-	-	-	-	-	-	-	-	-	-	-	
EQUITY LINKED	1	1	-	1	-	-	-	-	-	-	-	
CURRENCY LINKED	1	1	-	1	-	-	-	-	-	1	0.0	
CREDIT PROTECTION	13	13	-	13	-	88	6.3	90	5.3	455	35.1	
COMMODITY LINKED	-	-	-	-	-	-	-	-	-	-	-	
OTHER STRUCTURES	2	2	-	2	-	4	0.1	10	0.3	24	0.7	
TOTAL	1 489	1 500	119	1 514	153	25 926	690.9	35 377	914.9	178 937	4 943.6	

FOCUS ON LISTED BONDS - END OF MONTH



TYPE OF INSTRUMENT - MOST TRADED BONDS IN TERMS OF TURNOVER

GOVERNMENT BONDS EU - MAY 2023

ISIN	NAME	eur m	TRADES
GB00B8429V04	GILT 3.25% 22GE44	3.3	113
GB00BHFH458	GILT 2.75% 07ST24	2.8	121
GB00BN6SR313	GILT 3.5% 22GE45	2.0	113
GB00B7253659	GILT 2.25% 07ST23	1.3	67
GB00B3KJDS62	GILT 4.25% 07ST39	1.3	103

GOVERNMENT BONDS IT - MAY 2023

ISIN	NAME	eur m	TRADES
IT0005519332	INTSANPAOLO TF 4,08% DC26 EUR	29.5	236
IT0005279887	ISP-TV SUB 26ST24	24.9	202
XS2533094400	MEDIOBANCA TF 3,4% OT26 EUR	16.2	1336
XS1928480166	MEDIOBANCA STEP UP 25GE24	15.5	867
IT0005536419	INTSANPAOLO TF 4,21% MZ26 EUR	15.4	148

GOVERNMENT BONDS NON EU - MAY 2023

ISIN	NAME	eur m	TRADES
US912828WJ58	USA -T-NOTE 2.50% 15MG24	11.1	312
US91282CCT62	USA TF 0,375% AG24 USD	7.2	267
US912828Z948	USA -T-NOTE TF 1,5% FB30 USD	4.0	58
US91282CEK36	USA TF 2,5% AP24 USD	3.7	105
US912828V566	USA -T-NOTE 2.5% 15AG23	3.3	118

GOVERNMENT BONDS SOVEREIGN - MAY 2023

ISIN	NAME	eur m	TRADES
XS0161100515	TELECOM ITALIA FINANCE 7.75% 24GE33	15.8	1292
XS2271356201	WEBUILD 5.875% CALL 15DC25	13.3	133
XS0213101073	PETROLEOS MEXICANOS 5.5% 24FB25	12.7	602
XS2615940215	PORSCHE TF 4,5% ST28 CALL EUR	10.3	356
XS2343821794	VW LEASING TF 0% LG24 EUR	8.1	455

BANKING BONDS NON EUROBOND - MAY 2023

ISIN	NAME	eur m	TRADES
IT0005519332	INTSANPAOLO TF 4,08% DC26 EUR	29.5	236
IT0005279887	ISP-TV SUB 26ST24	24.9	202
XS2533094400	MEDIOBANCA TF 3,4% OT26 EUR	16.2	1336
XS1928480166	MEDIOBANCA STEP UP 25GE24	15.5	867
IT0005536419	INTSANPAOLO TF 4,21% MZ26 EUR	15.4	148

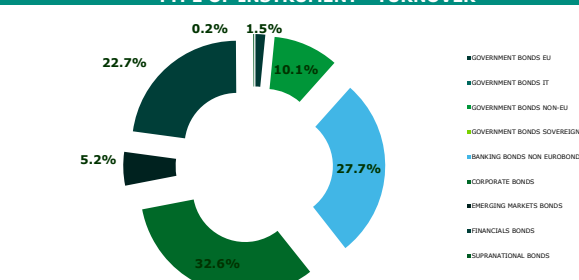
CORPORATE BONDS - MAY 2023

ISIN	NAME	eur m	TRADES
XS0161100515	TELECOM ITALIA FINANCE 7.75% 24GE33	15.8	1292
XS2271356201	WEBUILD 5.875% CALL 15DC25	13.3	133
XS0213101073	PETROLEOS MEXICANOS 5.5% 24FB25	12.7	602
XS2615940215	PORSCHE TF 4,5% ST28 CALL EUR	10.3	356
XS2343821794	VW LEASING TF 0% LG24 EUR	8.1	455

EMERGING MARKETS BONDS - MAY 2023

ISIN	NAME	eur m	TRADES
US900123AT75	TURCHIA 8% 14FB34	15.1	1536
US900123AW05	TURCHIA 7.375% 05FB25	4.9	440
US900123CM05	TURKEY TF 5.75% MG47 USD	3.3	27
US900123AL40	TURCHIA 11.875% 15GE30	3.2	359
XS0505478684	EGITTO 6.875% 30AP40	2.6	53

TYPE OF INSTRUMENT - TURNOVER



FINANCIALS BONDS - MAY 2023

ISIN	NAME	eur m	TRADES
XS1700435453	IFIS-FIX TO CMS CALL SUB 17OT27	9.5	91
XS2564398753	ILLIMITY TF 6,625% DC25 CALL EUR	9.1	89
XS1109765005	ISP 3.928% SUB 15ST26	9.0	84
XS1428773763	GENERALI-FIX FLOAT CALL SUB 08GN48	8.2	76
XS2577572188	BANCO BPM GREEN BOND TF 4,875% GE27 EUR	7.7	50

SUPRANATIONAL BONDS - MAY 2023

ISIN	NAME	eur m	TRADES
XS1567439689	BANQUE CENTRALE DE TUNISIE 5.625% 17FB24	1.4	18

MOST TRADED BONDS BY CURRENCY IN TERMS OF TURNOVER

EUR - MAY 2023

ISIN	NAME	CURRENCY	eur m	TRADES
IT0005519332	INTSANPAOLO TF 4,08% DC26 EUR	EUR	29.5	236
IT0005279887	ISP-TV SUB 26ST24	EUR	24.9	202
XS2533094400	MEDIOBANCA TF 3,4% OT26 EUR	EUR	16.2	1336
XS0161100515	TELECOM ITALIA FINANCE 7.75% 24GE33	EUR	15.8	1292
XS1928480166	MEDIOBANCA STEP UP 25GE24	EUR	15.5	867

USD - MAY 2023

ISIN	NAME	CURRENCY	eur m	TRADES
US900123AT75	TURCHIA 8% 14FB34	USD	15.1	1536
US912828WJ58	USA -T-NOTE 2.50% 15MG24	USD	11.1	312
XS1410333527	IBRD FIX FLOAT CAP 31MG26	USD	10.1	277
US91282CCT62	USA TF 0,375% AG24 USD	USD	7.2	267
US900123AW05	TURCHIA 7.375% 05FB25	USD	4.9	440

GBP - MAY 2023

ISIN	NAME	CURRENCY	eur m	TRADES
GB00B8429V04	GILT 3.25% 22GE44	GBP	3.3	113
GB00BHFH458	GILT 2.75% 07ST24	GBP	2.8	121
GB00BN6SR313	GILT 3.5% 22GE45	GBP	2.0	113
GB00B7253659	GILT 2.25% 07ST23	GBP	1.3	67
GB00B3KJDS62	GILT 4.25% 07ST39	GBP	1.3	103

OTHER CURRENCIES - MAY 2023

ISIN	NAME	CURRENCY	eur m	TRADES
ZAG000125980	SOUTH AFRICA TF 9% GE40 ZAR	ZAR	2.0	211
N00010732555	NORWAY TF 1,75% MZ25 NOK	NOK	1.3	85
XS2105803527	BEI 7.25% 23GE30	ZAR	1.2	126
ZAG000077488	SOUTH AFRICA TF 6,5% FB41 ZAR	ZAR	1.1	129
ZAG000106998	SUDAFRICA 8% 31GE30	ZAR	0.9	108

News

Markets Analysis
 Piazza degli Affari, 6 - 20123 Milano
 T +39 02 724261 | Fax +39 02 8646.4323
 e-mail: markets_analysis@euronext.com
 www.borsaitaliana.it

This publication is for information purposes only and is not a recommendation to engage in investment activities. This publication is provided "as is" without representation or warranty of any kind. Whilst all reasonable care has been taken to ensure the accuracy of the content, Euronext does not guarantee its accuracy or completeness. Euronext will not be held liable for any loss or damages of any nature ensuing from using, trusting or acting on information provided. No information set out or referred to in this publication shall form the basis of any contract. The creation of rights and obligations in respect of financial products that are traded on the exchanges operated by Euronext's subsidiaries shall depend solely on the applicable rules of the market operator. All proprietary rights and interest in or connected with this publication shall vest in Euronext. No part of it may be redistributed or reproduced in any form without the prior written permission of Euronext. Euronext disclaims any duty to update this information. Euronext refers to Euronext N.V. and its affiliates. Information regarding trademarks and intellectual property rights of Euronext is located at www.euronext.com/terms-use.

