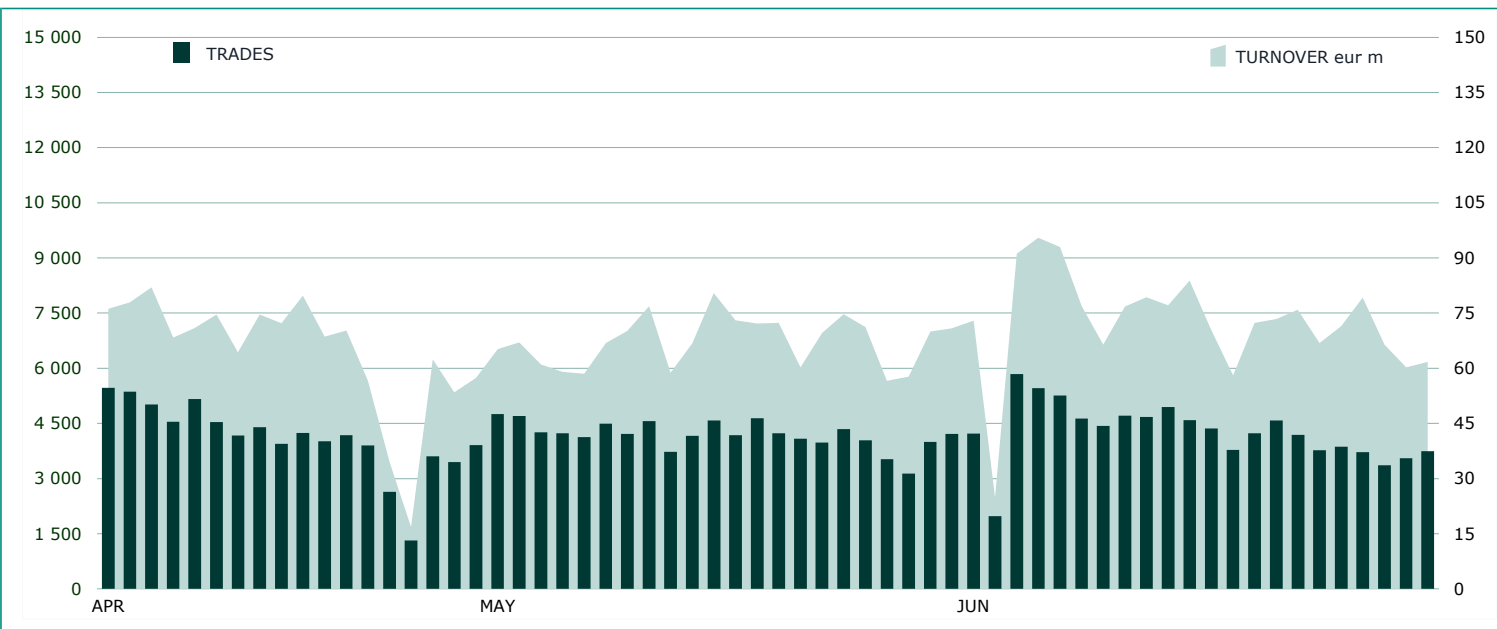



EuroTLX Statistics
June 2023
DAILY TURNOVER

MAIN INDICATORS
LISTING
TRADING

	DEC 2022		MAY 2023		JUN 2023		MAY 2023		JUN 2023		JAN - JUN 2023	
	LISTED END of MONTH	LISTED END of MONTH	NEW LISTED BEGIN of JAN 2023	LISTED END of MONTH	NEW LISTED BEGIN of JAN 2023	TRADES number	TURNOVER eur m	TRADES number	TURNOVER eur m	TRADES number	TURNOVER eur m	
EUROTLX												
FIXED INCOME	1 489	1 514	153	1 536	192	35 377	914.9	35 928	985.9	214 865	5 929.5	
CERT-X	5 417	5 930	1 656	5 977	2 012	50 518	525.9	46 956	511.1	300 166	3 204.3	
SHARES	453	445	1	445	1	6 311	38.7	11 042	96.7	43 945	300.5	
TOTAL	7 359	7 889	1 810	7 958	2 205	92 206	1 479.4	93 926	1 593.8	558 976	9 434.3	
FIXED INCOME - TYPE OF INSTRUMENT												
GOVERNMENT BONDS EU	9	9	-	9	-	722	13.8	941	17.8	3 331	70.0	
GOVERNMENT BONDS IT												
GOVERNMENT BONDS NON-EU	151	162	19	161	19	4 320	92.4	4 205	79.9	26 073	501.8	
GOVERNMENT BONDS SOVEREIGN												
BANKING BONDS NON EUROBOND	398	401	49	400	60	11 621	253.8	10 506	242.8	63 537	1 299.0	
CORPORATE BONDS	568	552	35	560	46	11 860	298.6	13 303	359.9	82 885	2 154.7	
EMERGING MARKETS BONDS	61	57	1	57	1	3 929	47.4	2 312	35.5	15 250	199.0	
FINANCIALS BONDS	299	329	48	345	65	2 907	207.5	4 642	248.5	23 673	1 695.4	
SUPRANATIONAL BONDS	3	4	1	4	1	18	1.4	19	1.6	116	9.6	
TOTAL	1 489	1 514	153	1 536	192	35 377	914.9	35 928	985.9	214 865	5 929.5	
FIXED INCOME - TYPE OF STRUCTURE												
STRUCTURED INTEREST RATE	301	322	48	330	60	5 956	176.8	5 305	163.8	36 704	1 259.5	
PLAIN VANILLA	1 131	1 135	100	1 149	126	29 228	731.0	30 376	814.3	176 785	4 615.0	
INFLATION LINKED	4	3	-	3	-	9	0.3	8	0.1	60	1.5	
INDEX LINKED	30	31	5	31	6	71	1.0	90	1.4	566	8.2	
FUND LINKED	6	6	-	6	-	13	0.3	14	0.4	135	3.5	
FIXED FLOATER	-	-	-	-	-	-	-	-	-	-	-	
EQUITY LINKED	1	1	-	1	-	-	-	-	-	-	-	
CURRENCY LINKED	1	1	-	1	-	-	-	-	-	1	0.0	
CREDIT PROTECTION	13	13	-	13	-	90	5.3	132	5.8	587	41.0	
COMMODITY LINKED	-	-	-	-	-	-	-	-	-	-	-	
OTHER STRUCTURES	2	2	-	2	-	10	0.3	3	0.1	27	0.8	
TOTAL	1 489	1 514	153	1 536	192	35 377	914.9	35 928	985.9	214 865	5 929.5	

FOCUS ON LISTED BONDS - END OF MONTH



TYPE OF INSTRUMENT - MOST TRADED BONDS IN TERMS OF TURNOVER

GOVERNMENT BONDS EU - JUNE 2023

ISIN	NAME	eur m	TRADES
GB00BHFH458	GILT 2.75% 07ST24	4.7	179
GB0030880693	GILT 5% 07M225	3.0	187
GB00BTHH2R79	GILT 2% 07ST25	2.5	134
GB00B3KJDS62	GILT 4.25% 07ST39	2.2	108
GB00B8429V04	GILT 3.25% 22GE44	1.9	89

GOVERNMENT BONDS IT - JUNE 2023

ISIN	NAME	eur m	TRADES
IT000519332	INTSANPAOLO TF 4,08% DC26 EUR	34.1	240
IT0005279887	ISP-TV SUB 26ST24	19.0	159
IT0005336419	INTSANPAOLO TF 4,21% M226 EUR	17.2	159
XS1928480166	MEDIOBANCA STEP UP 25GE24	12.8	746
XS2533094400	MEDIOBANCA TF 3,4% OT26 EUR	12.0	1 029

GOVERNMENT BONDS NON EU - JUNE 2023

ISIN	NAME	eur m	TRADES
US912828WJ58	USA -T-NOTE 2.50% 15MG24	7.5	279
US91282CCT62	USA TF 0,375% AG24 USD	6.9	314
US91282CEK36	USA TF 2,5% AP24 USD	4.0	104
US912828G385	USA -T-NOTE 2.25% 15NV24	3.5	151
US91282CER88	USA TF 2,5% MG24 USD	3.3	65

GOVERNMENT BONDS SOVEREIGN - JUNE 2023

ISIN	NAME	eur m	TRADES
XS0161100515	TELECOM ITALIA FINANCE 7.75% 24GE33	40.4	2 484
XS0214965963	TELECOM ITALIA 5.25% 17M255	20.2	260
XS0213101073	PETROLES MEXICANOS 5.5% 24FB25	18.9	866
XS1624210933	ANSALDO ENERGIA 2.75% 31MG24	12.6	119
XS2271356201	WEBULD 5.875% CALL 15DC25	12.2	123

BANKING BONDS NON EUROBOND - JUNE 2023

ISIN	NAME	eur m	TRADES
IT000519332	INTSANPAOLO TF 4,08% DC26 EUR	34.1	240
IT0005279887	ISP-TV SUB 26ST24	19.0	159
IT0005336419	INTSANPAOLO TF 4,21% M226 EUR	17.2	159
XS1928480166	MEDIOBANCA STEP UP 25GE24	12.8	746
XS2533094400	MEDIOBANCA TF 3,4% OT26 EUR	12.0	1 029

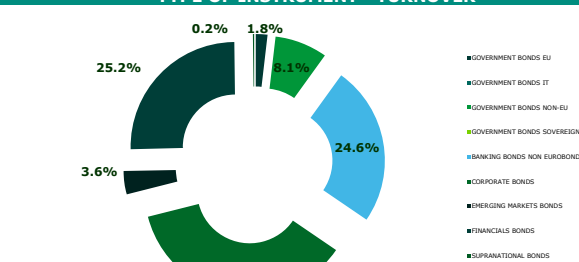
CORPORATE BONDS - JUNE 2023

ISIN	NAME	eur m	TRADES
XS0161100515	TELECOM ITALIA FINANCE 7.75% 24GE33	40.4	2 484
XS0214965963	TELECOM ITALIA 5.25% 17M255	20.2	260
XS0213101073	PETROLES MEXICANOS 5.5% 24FB25	18.9	866
XS1624210933	ANSALDO ENERGIA 2.75% 31MG24	12.6	119
XS2271356201	WEBULD 5.875% CALL 15DC25	12.2	123

EMERGING MARKETS BONDS - JUNE 2023

ISIN	NAME	eur m	TRADES
US900123AT75	TURCHIA 8% 14FB34	7.4	749
US900123CM05	TURKEY TF 5.75% MG47 USD	7.2	56
XS1629918415	TURCHIA 3.25% 14GN25	2.4	22
US900123AW05	TURCHIA 7.375% 05FB25	2.2	206
US900123AL40	TURCHIA 11.875% 15GE30	2.0	175

TYPE OF INSTRUMENT - TURNOVER



FINANCIALS BONDS - JUNE 2023

ISIN	NAME	eur m	TRADES
XS2627369387	SG TF 6% GN35 CALL EUR	36.4	1 863
XS1109765005	ISP 3.928% SUB 15ST26	11.9	115
XS2564398753	ILLIMITY TF 6,625% DC25 CALL EUR	10.4	98
XS2592650373	INTSANPAOLO GREEN BOND MC MZ28 CALL EUR	10.2	46
XS2577518488	BANCA IFIS TF 6,125% GE27 EUR	8.5	83

SUPRANATIONAL BONDS - JUNE 2023

ISIN	NAME	eur m	TRADES
XS1567439689	BANQUE CENTRALE DE TUNISIE 5.625% 17FB24	1.5	18
XS1175223699	BANQUE CENTRALE DE TUNISIE 5.75% 30GE25	0.1	1

MOST TRADED BONDS BY CURRENCY IN TERMS OF TURNOVER

EUR - JUNE 2023

ISIN	NAME	CURRENCY	eur m	TRADES
XS0161100515	TELECOM ITALIA FINANCE 7.75% 24GE33	EUR	40.4	2 484
XS2627369387	SG TF 6% GN35 CALL EUR	EUR	36.4	1 863
IT000519332	INTSANPAOLO TF 4,08% DC26 EUR	EUR	34.1	240
XS0214965963	TELECOM ITALIA 5.25% 17M255	EUR	20.2	260
IT0005279887	ISP-TV SUB 26ST24	EUR	19.0	159

USD - JUNE 2023

ISIN	NAME	CURRENCY	eur m	TRADES
US912828WJ58	USA -T-NOTE 2.50% 15MG24	USD	7.5	279
US900123AT75	TURCHIA 8% 14FB34	USD	7.4	749
US900123CM05	TURKEY TF 5.75% MG47 USD	USD	7.2	56
US91282CCT62	USA TF 0,375% AG24 USD	USD	6.9	314
US91282CEK36	USA TF 2,5% AP24 USD	USD	4.0	104

GBP - JUNE 2023

ISIN	NAME	CURRENCY	eur m	TRADES
GB00BHFH458	GILT 2.75% 07ST24	GBP	4.7	179
GB0030880693	GILT 5% 07M225	GBP	3.0	187
GB00BTHH2R79	GILT 2% 07ST25	GBP	2.5	134
GB00B3KJDS62	GILT 4.25% 07ST39	GBP	2.2	108
GB00B8429V04	GILT 3.25% 22GE44	GBP	1.9	89

OTHER CURRENCIES - JUNE 2023

ISIN	NAME	CURRENCY	eur m	TRADES
AU3TR0000168	AUSTRALIA 3.25% 21AP25	AUD	1.9	52
XS2105803527	BEI 7.25% 23GE30	ZAR	0.9	81
N00010732555	NORWAY TF 1,75% MZ25 NOK	NOK	0.9	81
DE0001345759	DB ZC 28OT26	DEM	0.9	18
ZAG0001235980	SOUTH AFRICA TF 9% GE40 ZAR	ZAR	0.7	133

News

Markets Analysis
Piazza degli Affari, 6 - 20123 Milano
T +39 02 724261 | Fax +39 02 8646.4323
e-mail: markets_analysis@euronext.com
www.borsaitaliana.it

This publication is for information purposes only and is not a recommendation to engage in investment activities. This publication is provided "as is" without representation or warranty of any kind. Whilst all reasonable care has been taken to ensure the accuracy of the content, Euronext does not guarantee its accuracy or completeness. Euronext will not be held liable for any loss or damages of any nature ensuing from using, trusting or acting on information provided. No information set out or referred to in this publication shall form the basis of any contract. The creation of rights and obligations in respect of financial products that are traded on the exchanges operated by Euronext's subsidiaries shall depend solely on the applicable rules of the market operator. All proprietary rights and interest in or connected with this publication shall vest in Euronext. No part of it may be redistributed or reproduced in any form without the prior written permission of Euronext. Euronext disclaims any duty to update this information. Euronext refers to Euronext N.V. and its affiliates. Information regarding trademarks and intellectual property rights of Euronext is located at www.euronext.com/terms-use.

