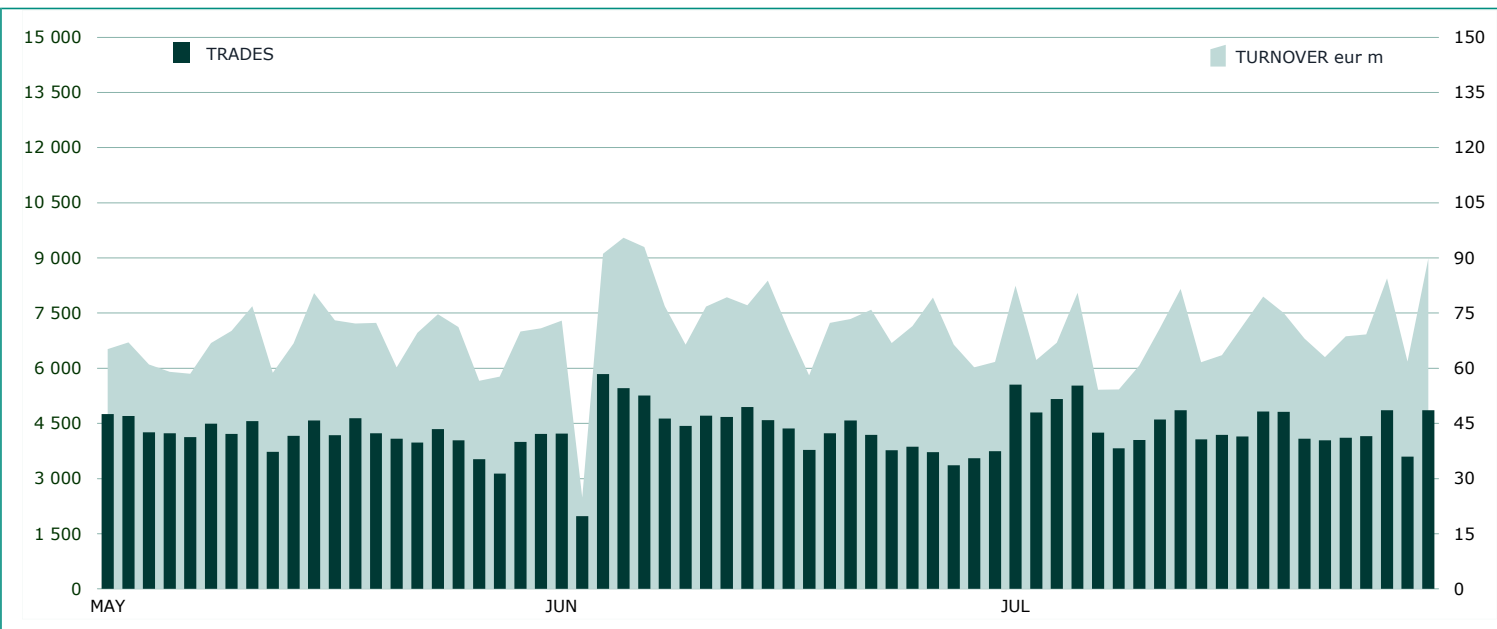



EuroTLX Statistics
July 2023
DAILY TURNOVER

MAIN INDICATORS
LISTING
TRADING

	DEC 2022		JUN 2023		JUL 2023		JUN 2023		JUL 2023		JAN - JUL 2023	
	LISTED END of MONTH	LISTED END of MONTH	NEW LISTED BEGIN of JAN 2023	LISTED END of MONTH	NEW LISTED BEGIN of JAN 2023	TRADES number	TURNOVER eur m	TRADES number	TURNOVER eur m	TRADES number	TURNOVER eur m	
EUROTLX												
FIXED INCOME	1 489	1 536	192	1 529	204	35 928	985.9	35 389	855.2	250 254	6 784.7	
CERT-X	5 417	5 977	2 012	6 064	2 331	46 956	511.1	47 428	513.9	347 594	3 718.2	
SHARES	453	445	1	445	1	11 042	96.7	11 566	101.2	55 511	401.8	
TOTAL	7 359	7 958	2 205	8 038	2 536	93 926	1 593.8	94 383	1 470.3	653 359	10 904.6	
FIXED INCOME - TYPE OF INSTRUMENT												
GOVERNMENT BONDS EU	9	9	-	9	-	941	17.8	1 188	22.7	4 519	92.8	
GOVERNMENT BONDS IT												
GOVERNMENT BONDS NON-EU	151	161	19	160	19	4 205	79.9	5 052	102.4	31 125	604.2	
GOVERNMENT BONDS SOVEREIGN												
BANKING BONDS NON EUROBOND	398	400	60	401	66	10 506	242.8	8 970	172.1	72 507	1 471.1	
CORPORATE BONDS	568	560	46	553	50	13 303	359.9	13 703	322.0	96 588	2 476.7	
EMERGING MARKETS BONDS	61	57	1	57	1	2 312	35.5	1 864	23.8	17 114	222.8	
FINANCIALS BONDS	299	345	65	345	67	4 642	248.5	4 603	211.3	28 276	1 906.7	
SUPRANATIONAL BONDS	3	4	1	4	1	19	1.6	9	0.8	125	10.4	
TOTAL	1 489	1 536	192	1 529	204	35 928	985.9	35 389	855.2	250 254	6 784.7	
FIXED INCOME - TYPE OF STRUCTURE												
STRUCTURED INTEREST RATE	301	330	60	331	63	5 305	163.8	4 840	135.3	41 544	1 394.8	
PLAIN VANILLA	1 131	1 149	126	1 144	135	30 376	814.3	30 299	712.8	207 084	5 327.8	
INFLATION LINKED	4	3	-	3	-	8	0.1	2	0.0	62	1.6	
INDEX LINKED	30	31	6	31	6	90	1.4	73	1.0	639	9.2	
FUND LINKED	6	6	-	6	-	14	0.4	9	0.1	144	3.7	
FIXED FLOATER	-	-	-	-	-	-	-	-	-	-	-	
EQUITY LINKED	1	1	-	1	-	-	-	-	-	-	-	
CURRENCY LINKED	1	1	-	1	-	-	-	-	-	1	0.0	
CREDIT PROTECTION	13	13	-	10	-	132	5.8	165	5.9	752	46.9	
COMMODITY LINKED	-	-	-	-	-	-	-	-	-	-	-	
OTHER STRUCTURES	2	2	-	2	-	3	0.1	1	0.0	28	0.8	
TOTAL	1 489	1 536	192	1 529	204	35 928	985.9	35 389	855.2	250 254	6 784.7	

FOCUS ON LISTED BONDS - END OF MONTH



TYPE OF INSTRUMENT - MOST TRADED BONDS IN TERMS OF TURNOVER

GOVERNMENT BONDS EU - JULY 2023

ISIN	NAME	eur m	TRADES
GB00BHFH458	GILT 2.75% 07ST24	5.0	220
GB00BTHH2R79	GILT 2% 07ST25	4.6	176
GB0030880693	GILT 5% 07M225	3.5	205
GB00B16NNR78	GILT 4.25% 07DC27	2.1	125
GB00BY2W3G56	GILT 1.5% 22LG26	1.7	123

GOVERNMENT BONDS IT - JULY 2023

ISIN	NAME	eur m	TRADES
IT0005519332	INTSANPAOLO TF 4,08% DC26 EUR	16.5	143
IT0005536419	INTSANPAOLO TF 4,21% M226 EUR	13.4	133
XS1928480166	MEDIOBANCA STEP UP 25GE24	10.7	548
IT0005279887	ISP-TV SUB 26ST24	9.6	83
XS2533094400	MEDIOBANCA TF 3,4% 0726 EUR	8.9	870

GOVERNMENT BONDS NON EU - JULY 2023

ISIN	NAME	eur m	TRADES
US91282CCT62	USA TF 0,375% AG24 USD	10.6	439
US912828WJ58	USA -T-NOTE 2,50% 15MG24	7.3	265
US912828D564	USA -T-NOTE 2,375% 15AG24	6.0	139
US912828G385	USA -T-NOTE 2,25% 15NV24	5.0	187
US91282CEK36	USA TF 2,5% AP24 USD	3.9	122

GOVERNMENT BONDS SOVEREIGN - JULY 2023

ISIN	NAME	eur m	TRADES
XS0161100515	TELECOM ITALIA FINANCE 7.75% 24GE33	36.9	2 756
XS0213101073	PETROLEOS MEXICANOS 5.5% 24FB25	29.2	1 313
XS2581393134	TELECOM IT TF 6,875% FB28 CALL EUR	11.6	109
XS2271356201	WEBUILD 5.875% CALL 15DC25	7.5	62
XS0214965963	TELECOM ITALIA 5.25% 17M255	6.9	90

BANKING BONDS NON EURO BOND - JULY 2023

ISIN	NAME	eur m	TRADES
IT0005519332	INTSANPAOLO TF 4,08% DC26 EUR	16.5	143
IT0005536419	INTSANPAOLO TF 4,21% M226 EUR	13.4	133
XS1928480166	MEDIOBANCA STEP UP 25GE24	10.7	548
IT0005279887	ISP-TV SUB 26ST24	9.6	83
XS2533094400	MEDIOBANCA TF 3,4% 0726 EUR	8.9	870

CORPORATE BONDS - JULY 2023

ISIN	NAME	eur m	TRADES
XS0161100515	TELECOM ITALIA FINANCE 7.75% 24GE33	36.9	2 756
XS0213101073	PETROLEOS MEXICANOS 5.5% 24FB25	29.2	1 313
XS2581393134	TELECOM IT TF 6,875% FB28 CALL EUR	11.6	109
XS2271356201	WEBUILD 5.875% CALL 15DC25	7.5	62
XS0214965963	TELECOM ITALIA 5.25% 17M255	6.9	90

EMERGING MARKETS BONDS - JULY 2023

ISIN	NAME	eur m	TRADES
US900123AT75	TURCHIA 8% 14FB34	2.7	381
XS0505478684	EGITTO 6,875% 30AP40	1.8	34
US193258M66	COLOMBIA 6,125% CALL 18GE41	1.7	19
US91086QAZ19	MESSICO 5,75% CALL 12OT10	1.6	131
US105756BK57	BRASILE 7,125% 20GE37	1.4	213

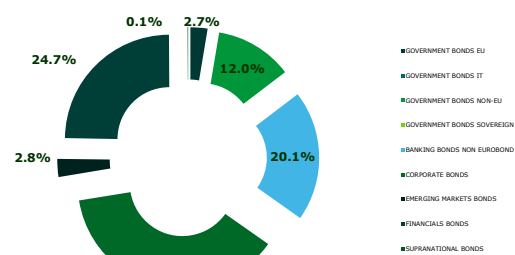
FINANCIALS BONDS - JULY 2023

ISIN	NAME	eur m	TRADES
XS2627369387	SG OC GN35 CALL EUR	35.7	1 663
XS2055091784	MPS 3.625% 24ST24	6.5	63
XS1109765005	ISP 3.928% SUB 15ST26	6.4	62
XS2523675358	BNP ISSUANCE MC LG31 CALL EUR	6.3	349
XS1700435453	IFIS-FIX TO CMS CALL SUB 17OT27	5.9	51

SUPRANATIONAL BONDS - JULY 2023

ISIN	NAME	eur m	TRADES
XS11567439689	BANQUE CENTRALE DE TUNISIE 5,625% 17FB24	0.5	6
XS1901183043	BANQUE CENTRALE DE TUNISIE 6,75% 31OT23	0.2	2
XS1175223699	BANQUE CENTRALE DE TUNISIE 5,75% 30GE25	0.1	1

TYPE OF INSTRUMENT - TURNOVER



MOST TRADED BONDS BY CURRENCY IN TERMS OF TURNOVER

EUR - JULY 2023

ISIN	NAME	CURRENCY	eur m	TRADES
XS0161100515	TELECOM ITALIA FINANCE 7.75% 24GE33	EUR	36.9	2 756
XS2627369387	SG OC GN35 CALL EUR	EUR	35.7	1 663
XS0213101073	PETROLEOS MEXICANOS 5.5% 24FB25	EUR	29.2	1 313
IT0005519332	INTSANPAOLO TF 4,08% DC26 EUR	EUR	16.5	143
IT0005536419	INTSANPAOLO TF 4,21% M226 EUR	EUR	13.4	133

USD - JULY 2023

ISIN	NAME	CURRENCY	eur m	TRADES
US91282CCT62	USA TF 0,375% AG24 USD	USD	10.6	439
US912828WJ58	USA -T-NOTE 2,50% 15MG24	USD	7.3	265
US912828D564	USA -T-NOTE 2,375% 15AG24	USD	6.0	139
US912828G385	USA -T-NOTE 2,25% 15NV24	USD	5.0	187
US91282CEK36	USA TF 2,5% AP24 USD	USD	3.9	122

GBP - JULY 2023

ISIN	NAME	CURRENCY	eur m	TRADES
GB00BHFH458	GILT 2.75% 07ST24	GBP	5.0	220
GB00BTHH2R79	GILT 2% 07ST25	GBP	4.6	176
GB0030880693	GILT 5% 07M225	GBP	3.5	205
GB00B16NNR78	GILT 4.25% 07DC27	GBP	2.1	125
GB00BY2W3G56	GILT 1.5% 22LG26	GBP	1.7	123

OTHER CURRENCIES - JULY 2023

ISIN	NAME	CURRENCY	eur m	TRADES
ZAG000125980	SOUTH AFRICA TF 9% GE40 ZAR	ZAR	0.8	175
N00010732555	NORWAY TF 1,75% M25 NOK	NOK	0.7	99
AU3TB0000168	AUSTRALIA 3,25% 21AP25	AUD	0.7	34
XS2105803527	BEI 7,25% 23GE30	ZAR	0.6	74
NZGOVDT515C8	NEW ZEALAND TF 2,75% MGS1 NZD	NZD	0.6	17

News

Markets Analysis
 Piazza degli Affari, 6 - 20123 Milano
 T +39 02 724261 | Fax +39 02 8646.4323
 e-mail: markets_analysis@euronext.com
 www.borsaitaliana.it

This publication is for information purposes only and is not a recommendation to engage in investment activities. This publication is provided "as is" without representation or warranty of any kind. Whilst all reasonable care has been taken to ensure the accuracy of the content, Euronext does not guarantee its accuracy or completeness. Euronext will not be held liable for any loss or damages of any nature ensuing from using, trusting or acting on information provided. No information set out or referred to in this publication shall form the basis of any contract. The creation of rights and obligations in respect of financial products that are traded on the exchanges operated by Euronext's subsidiaries shall depend solely on the applicable rules of the market operator. All proprietary rights and interest in or connected with this publication shall vest in Euronext. No part of it may be redistributed or reproduced in any form without the prior written permission of Euronext. Euronext disclaims any duty to update this information. Euronext refers to Euronext N.V. and its affiliates. Information regarding trademarks and intellectual property rights of Euronext is located at www.euronext.com/terms-use.

