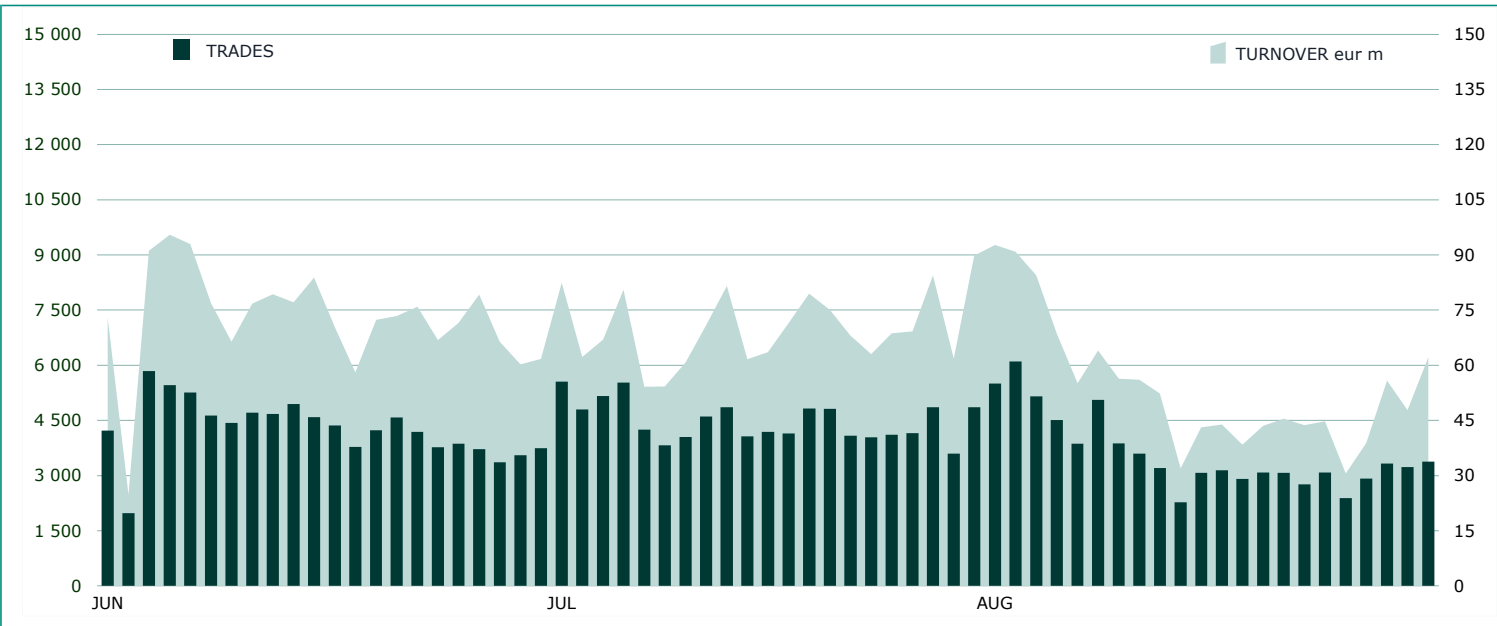



EuroTLX Statistics
August 2023
DAILY TURNOVER

MAIN INDICATORS
LISTING
TRADING

	DEC 2022		JUL 2023		AUG 2023		JUL 2023		AUG 2023		JAN - AUG 2023	
	LISTED END of MONTH	LISTED END of MONTH	NEW LISTED BEGIN of JAN 2023	LISTED END of MONTH	NEW LISTED BEGIN of JAN 2023	TRADES number	TURNOVER eur m	TRADES number	TURNOVER eur m	TRADES number	TURNOVER eur m	
EUROTLX												
FIXED INCOME	1 489	1 529	204	1 527	217	35 389	855.2	30 777	692.0	281 031	7 476.7	
CERT-X	5 417	6 064	2 331	6 106	2 586	47 428	513.9	38 340	412.0	385 934	4 130.2	
SHARES	453	445	1	442	1	11 566	101.2	10 434	86.6	65 945	488.3	
TOTAL	7 359	8 038	2 536	8 075	2 804	94 383	1 470.3	79 551	1 190.6	732 910	12 095.2	
FIXED INCOME - TYPE OF INSTRUMENT												
GOVERNMENT BONDS EU	9	9	-	9	-	1 188	22.7	936	16.5	5 455	109.3	
GOVERNMENT BONDS IT												
GOVERNMENT BONDS NON-EU	151	160	19	159	19	5 052	102.4	6 364	124.9	37 489	729.2	
GOVERNMENT BONDS SOVEREIGN												
BANKING BONDS NON EUROBOND	398	401	66	407	74	8 970	172.1	6 132	110.4	78 639	1 581.5	
CORPORATE BONDS	568	553	50	549	50	13 703	322.0	11 037	244.4	107 625	2 721.2	
EMERGING MARKETS BONDS	61	57	1	54	1	1 864	23.8	2 599	30.4	19 713	253.2	
FINANCIALS BONDS	299	345	67	345	72	4 603	211.3	3 674	162.3	31 950	2 069.0	
SUPRANATIONAL BONDS	3	4	1	4	1	9	0.8	35	3.0	160	13.4	
TOTAL	1 489	1 529	204	1 527	217	35 389	855.2	30 777	692.0	281 031	7 476.7	
FIXED INCOME - TYPE OF STRUCTURE												
STRUCTURED INTEREST RATE	301	331	63	335	68	4 840	135.3	3 334	101.4	44 878	1 496.2	
PLAIN VANILLA	1 131	1 144	135	1 137	141	30 299	712.8	27 290	579.8	234 374	5 907.5	
INFLATION LINKED	4	3	-	3	-	2	0.0	-	-	62	1.6	
INDEX LINKED	30	31	6	33	8	73	1.0	42	0.6	681	9.7	
FUND LINKED	6	6	-	5	-	9	0.1	8	0.2	152	3.9	
FIXED FLOATER	-	-	-	-	-	-	-	-	-	-	-	
EQUITY LINKED	1	1	-	1	-	-	-	-	-	-	-	
CURRENCY LINKED	1	1	-	1	-	-	-	-	-	1	0.0	
CREDIT PROTECTION	13	10	-	10	-	165	5.9	98	10.0	850	56.9	
COMMODITY LINKED	-	-	-	-	-	-	-	-	-	-	-	
OTHER STRUCTURES	2	2	-	2	-	1	0.0	5	0.1	33	0.9	
TOTAL	1 489	1 529	204	1 527	217	35 389	855.2	30 777	692.0	281 031	7 476.7	

FOCUS ON LISTED BONDS - END OF MONTH



TYPE OF INSTRUMENT - MOST TRADED BONDS IN TERMS OF TURNOVER

GOVERNMENT BONDS EU - AUGUST 2023

ISIN	NAME	eur m	TRADES
GB008BHFH458	GILT 2.75% 07ST24	4.9	189
GB0030880693	GILT 5% 07M225	3.1	194
GB0083KJDS62	GILT 4.25% 07ST39	1.9	142
GB0087HHZR79	GILT 2% 07ST25	1.7	80
GB0088429V04	GILT 3.25% 22GE44	1.3	95

GOVERNMENT BONDS IT - AUGUST 2023

ISIN	NAME	eur m	TRADES
IT0005519332	INTSANPAOLO TF 4,08% DC26 EUR	10.9	99
IT0005536419	INTSANPAOLO TF 4,21% M226 EUR	7.1	69
IT0005512931	MEDIOBANCA TF 3,9% NV25 EUR	4.2	395

GOVERNMENT BONDS NON EU - AUGUST 2023

ISIN	NAME	eur m	TRADES
US91282CCT62	USA TF 0,375% AG24 USD	15.5	610
US912828WJ58	USA -T-NOTE 2,50% 15MG24	9.5	290
US91282CEK36	USA TF 2,5% AP24 USD	8.2	145
US912828D564	USA -T-NOTE 2,375% 15AG24	4.3	170
US912828XB14	USA -T-NOTE 2,125% 15MG25	4.2	156

GOVERNMENT BONDS SOVEREIGN - AUGUST 2023

ISIN	NAME	eur m	TRADES
XS0161100515	TELECOM ITALIA FINANCE 7.75% 24GE33	32.1	2 076
XS0213101073	PETROLEOS MEXICANOS 5.5% 24FB25	24.7	1 243
XS2084425466	IGD SIIQ 2.125% CALL C. P. 28NV24	9.7	84
XS2271356201	WEBUILD 5.875% CALL 15DC25	8.8	77
XS0214965963	TELECOM ITALIA 5.25% 17M255	7.9	100

BANKING BONDS NON EUROBOND - AUGUST 2023

ISIN	NAME	eur m	TRADES
IT0005519332	INTSANPAOLO TF 4,08% DC26 EUR	10.9	99
XS1928480166	MEDIOBANCA STEP UP 25GE24	7.3	316
IT0005536419	INTSANPAOLO TF 4,21% M226 EUR	7.1	69
XS2533094400	MEDIOBANCA TF 3,4% 07T26 EUR	4.5	483
IT0005512931	MEDIOBANCA TF 3,9% NV25 EUR	4.2	395

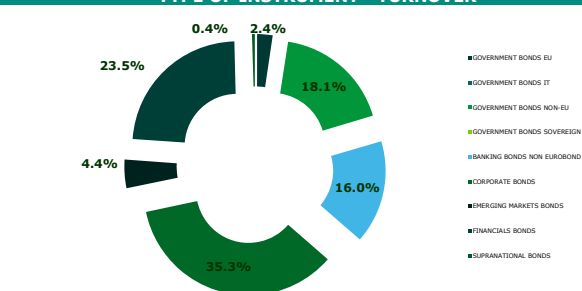
CORPORATE BONDS - AUGUST 2023

ISIN	NAME	eur m	TRADES
XS0161100515	TELECOM ITALIA FINANCE 7.75% 24GE33	32.1	2 076
XS0213101073	PETROLEOS MEXICANOS 5.5% 24FB25	24.7	1 243
XS2084425466	IGD SIIQ 2.125% CALL C. P. 28NV24	9.7	84
XS2271356201	WEBUILD 5.875% CALL 15DC25	8.8	77
XS0214965963	TELECOM ITALIA 5.25% 17M255	7.9	100

EMERGING MARKETS BONDS - AUGUST 2023

ISIN	NAME	eur m	TRADES
US900123AT75	TURCHIA 8% 14FB34	5.4	616
US1057568M57	BRASILIA 7,125% 20GE37	2.9	311
XS0050478684	EGITTO 6,875% 30AP40	2.8	51
US91086QAZ19	MESSICO 5,75% CALL 12OT10	2.1	231
US900123AL40	TURCHIA 11,875% 15GE30	1.7	140

TYPE OF INSTRUMENT - TURNOVER



FINANCIALS BONDS - AUGUST 2023

ISIN	NAME	eur m	TRADES
XS2627369387	SG OC GN35 CALL EUR	16.2	949
XS1109765005	ISP 3.928% SUB 15ST26	9.8	96
XS2627680825	SG OC AG38 CALL EUR	8.2	560
XS1700435453	IFIS-FIX TO CMS CALL SUB 17OT27	6.1	60
XS1752894292	MPS-FIX FLOAT CALL SUB 18GE28	5.0	52

SUPRANATIONAL BONDS - AUGUST 2023

ISIN	NAME	eur m	TRADES
XS1567439689	BANQUE CENTRALE DE TUNISIE 5.625% 17FB24	2.9	34
XS1901183043	BANQUE CENTRALE DE TUNISIE 6.75% 31OT23	0.1	1

MOST TRADED BONDS BY CURRENCY IN TERMS OF TURNOVER

EUR - AUGUST 2023

ISIN	NAME	CURRENCY	eur m	TRADES
XS0161100515	TELECOM ITALIA FINANCE 7.75% 24GE33	EUR	32.1	2 076
XS0213101073	PETROLEOS MEXICANOS 5.5% 24FB25	EUR	24.7	1 243
XS2627369387	SG OC GN35 CALL EUR	EUR	16.2	949
IT0005519332	INTSANPAOLO TF 4,08% DC26 EUR	EUR	10.9	99
XS1109765005	ISP 3.928% SUB 15ST26	EUR	9.8	96

USD - AUGUST 2023

ISIN	NAME	CURRENCY	eur m	TRADES
US91282CCT62	USA TF 0,375% AG24 USD	USD	15.5	610
US912828WJ58	USA -T-NOTE 2,50% 15MG24	USD	9.5	290
US91282CEK36	USA TF 2,5% AP24 USD	USD	8.2	145
US900123AT75	TURCHIA 8% 14FB34	USD	5.4	616
US912828D564	USA -T-NOTE 2,375% 15AG24	USD	4.3	170

GBP - AUGUST 2023

ISIN	NAME	CURRENCY	eur m	TRADES
GB008BHFH458	GILT 2.75% 07ST24	GBP	4.9	189
GB0030880693	GILT 5% 07M225	GBP	3.1	194
GB0083KJDS62	GILT 4.25% 07ST39	GBP	1.9	142
GB0087HHZR79	GILT 2% 07ST25	GBP	1.7	80
GB0088429V04	GILT 3.25% 22GE44	GBP	1.3	95

OTHER CURRENCIES - AUGUST 2023

ISIN	NAME	CURRENCY	eur m	TRADES
AU0000CLWAS7	AUSTRALIA TF 3% M247 AUD	AUD	2.5	84
ZAG000125980	SOUTH AFRICA TF 9% GE40 ZAR	ZAR	1.5	207
NO0010732555	NORWAY TF 1,75% M225 NOK	NOK	1.1	137
ZAG000030404	SUDAFRICA 6,25% 31M236	ZAR	0.8	165
AU3TB0000168	AUSTRALIA 3,25% 21AP25	AUD	0.6	32

News

Markets Analysis
 Piazza degli Affari, 6 - 20123 Milano
 T +39 02 724261 | Fax +39 02 8646.4323
 e-mail: markets_analysis@euronext.com
 www.borsaitaliana.it

This publication is for information purposes only and is not a recommendation to engage in investment activities. This publication is provided "as is" without representation or warranty of any kind. Whilst all reasonable care has been taken to ensure the accuracy of the content, Euronext does not guarantee its accuracy or completeness. Euronext will not be held liable for any loss or damages of any nature ensuing from using, trusting or acting on information provided. No information set out or referred to in this publication shall form the basis of any contract. The creation of rights and obligations in respect of financial products that are traded on the exchanges operated by Euronext's subsidiaries shall depend solely on the applicable rules of the market operator. All proprietary rights and interest in or connected with this publication shall vest in Euronext. No part of it may be redistributed or reproduced in any form without the prior written permission of Euronext. Euronext disclaims any duty to update this information. Euronext refers to Euronext N.V. and its affiliates. Information regarding trademarks and intellectual property rights of Euronext is located at www.euronext.com/terms-use.

