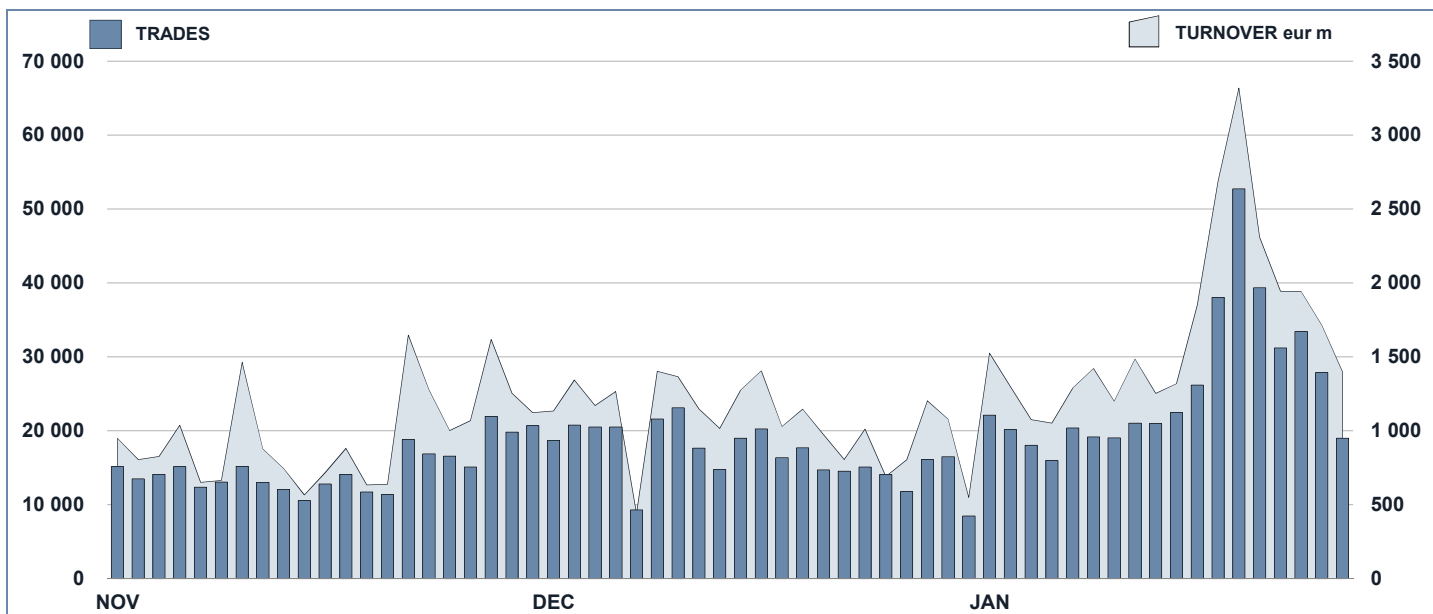




## MOT Statistics

January 2015

### MOT DAILY TURNOVER



### MAIN INDICATORS

#### LISTED BOND

#### TRADING

DEC 2013		DECEMBER 2014		JANUARY 2015		NOVEMBER 2014		DECEMBER 2014		JANUARY 2015	
LISTED	LISTED	NEW LISTED	LISTED	NEW LISTED	TRADES	TURNOVER	TRADES	TURNOVER	TRADES	TURNOVER	
END OF MONTH	END OF MONTH	BEGIN OF JAN 2014	END OF MONTH	BEGIN OF JAN 2015	number	eur m	number	eur m	number	eur m	

#### MARKET SEGMENTS

ITALIAN GOVERNMENT BONDS	108	113	42	113	3	203 898	17 748.7	237 407	19 023.0	368 218	30 536.9
BONDS	689	456	33	444	3	35 057	573.9	36 434	541.6	44 936	690.9
EUROBONDS and ABSs	400	538	186	549	19	54 897	1 018.7	57 656	1 003.3	95 348	1 700.5
<i>of which BONDS IN DISTRIBUTION</i>	-	-	2	3	3	107	2.6	-	-	28	0.4
<b>TOTAL</b>	<b>1 197</b>	<b>1 107</b>	<b>261</b>	<b>1 106</b>	<b>25</b>	<b>293 852</b>	<b>19 341.3</b>	<b>331 497</b>	<b>20 567.9</b>	<b>508 502</b>	<b>32 928.3</b>

#### ISSUERS

ITALIAN GOVERNMENT BONDS	108	113	42	113	3	203 898	17 748.7	237 407	19 023.0	368 218	30 536.9
EUROBONDS REPUBLIC OF ITALY	10	10	-	8	-	3 011	59.5	2 993	60.9	4 810	100.1
FOREIGN PUBLIC DEBT	184	273	104	278	7	19 906	378.6	26 063	440.6	34 542	553.1
SUPRANATIONAL ENTITIES	184	228	68	232	8	20 665	406.7	17 915	343.1	32 834	681.2
BANKS	691	457	41	448	4	38 667	620.1	39 880	593.7	55 024	861.7
CORPORATE (*)	20	26	6	27	3	7 705	127.7	7 239	106.6	13 074	195.3
ABS	-	-	-	-	-	-	-	-	-	-	-
<b>TOTAL</b>	<b>1 197</b>	<b>1 107</b>	<b>261</b>	<b>1 106</b>	<b>25</b>	<b>293 852</b>	<b>19 341.3</b>	<b>331 497</b>	<b>20 567.9</b>	<b>508 502</b>	<b>32 928.3</b>

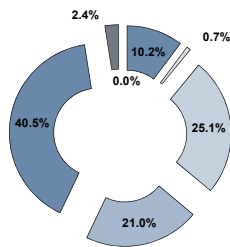
(\*) BOC and BOP are included

#### TYPE OF STRUCTURE

PLAIN VANILLA	780	713	197	716	22	62 401	1 229.7	66 910	1 243.0	103 432	1 947.8
STRUCTURED INTEREST RATE	214	193	8	190	-	24 704	316.2	24 841	259.6	33 822	378.2
INFLATION LINKED	44	42	8	41	-	1 385	26.2	1 201	27.0	1 450	44.2
INDEX LINKED	38	38	6	38	-	1 376	19.4	1 066	14.4	1 439	19.6
EQUITY LINKED	10	5	-	5	-	57	0.5	32	0.3	37	0.5
FUND LINKED	-	-	-	-	-	-	-	-	-	-	-
COMMODITY LINKED	2	2	-	2	-	12	0.4	7	0.2	2	0.0
CURRENCY LINKED	1	1	-	1	-	19	0.2	33	0.5	102	1.0
ITALIAN GOVERNMENT BONDS	108	113	42	113	3	203 898	17 748.7	237 407	19 023.0	368 218	30 536.9
<b>TOTAL</b>	<b>1 197</b>	<b>1 107</b>	<b>261</b>	<b>1 106</b>	<b>25</b>	<b>293 852</b>	<b>19 341.3</b>	<b>331 497</b>	<b>20 567.9</b>	<b>508 502</b>	<b>32 928.3</b>

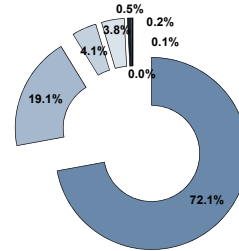
**FOCUS ON LISTED BONDS - END OF MONTH**

**LISTED BY ISSUERS**



- ITALIAN GOVERNMENT BONDS
- EUROBONDS REPUBLIC OF ITALY
- FOREIGN PUBLIC DEBT
- SUPRANATIONAL ENTITIES
- BANKS
- CORPORATE (\*)
- ABS

**LISTED BY TYPE OF STRUCTURE**



- PLAIN VANILLA
- STRUCTURED INTEREST RATE
- INFLATION LINKED
- INDEX LINKED
- EQUITY LINKED
- FUND LINKED
- COMMODITY LINKED
- CURRENCY LINKED

Italian Government Bonds are not included

**ISSUERS - MOST TRADED BONDS IN TERMS OF TURNOVER**

ITALIAN GOVERNMENT BONDS - JANUARY 2015				FOREIGN PUBLIC DEBT - JANUARY 2015			
ISIN	DESC	eur m	TRADES	ISIN	DESC	eur m	TRADES
IT0003934657	BTP-1FB37 4%	4 779.56	77 137	PTOTE50E0007	R PORTOGHESE TF 4.1% AP37 EUR	198.59	7 062
IT0005083057	BTP TF 3,25% ST46 EUR	2 238.78	31 916	PTOTEBOE0020	R PORTOGHESE TF 4,1% FB45 EUR	26.79	784
IT0005045270	BTP TF 2,50% DC24 EUR	2 105.48	15 972	PTOTEROE0014	R PORTOGHESE TF 3,875% FB30 EUR	25.41	773
IT0005024234	BTP TF 3,50% MZ30 EUR	1 982.29	22 527	XS1095735899	R PORTOGHESE TF 5,125% OT24 USD	23.19	1 433
IT0004923998	BTP TF 4,75% ST44 EUR	1 831.41	25 680	GR0114028534	GGB TF 4,75% AP19 EUR	18.56	2 012
EUROBONDS REPUBLIC OF ITALY - JANUARY 2015				SUPRANATIONAL ENTITIES - JANUARY 2015			
ISIN	DESC	eur m	TRADES	ISIN	DESC	eur m	TRADES
US465410BG26	ITALY 33USD 5,375	53.63	2 568	XS0848049838	BEI TF 6% OT19 ZAR	53.81	3 380
US465410AH18	ITALY SET23USD 6,875	19.33	1 126	XS0935818533	BEI TF 5,25% ST16 TRY	38.12	2 294
XS0098449456	ITALY 29EUR FRN	12.17	567	XS06849456167	BEI LG18 TRY 9,25	34.50	1 410
XS0100688190	ITALY 19EUR FRN	6.59	402	XS0877809375	BEI TF 5,75% AP18 TRY	25.59	1 501
US465410BV92	ITALY GE15 USD 3,125	2.23	21	XS0070553820	BEI NV26 ZC USD	22.37	1 502
BANKS - JANUARY 2015				CORPORATE - JANUARY 2015			
ISIN	DESC	eur m	TRADES	ISIN	DESC	eur m	TRADES
IT0005056483	MEDIOBANCA TF 3% OT19 USD	79.56	3 249	XS1042118106	GENERAL ELEC TF 2,5% MZ20 USD	62.58	3 894
US004917842	MEDIOBANCA TF 5,75% AP23 LT2 EUR	30.58	1 507	XS1042118288	GENERAL ELEC TV LIBOR +0,41 MZ20 USD	26.10	1 756
IT0004966229	BANCA IMI COLLEZIONE OPP TMISTO OT20 USD	28.87	1 660	IT0004794142	ENEL TF 4,875 2012-2018	21.63	860
IT0005068116	IMI OPERA V TF 3% NV21 USD	28.15	1 739	IT0006731068	BNP ARBITR TF 10% DC17 BRL	12.67	905
IT0005075509	IMI OPERA II TF 4,9% GE20 NZD	21.72	1 372	IT0004576978	ENEL TF 3,5 2010-2016	10.37	926

**TYPE OF STRUCTURE - MOST TRADED BONDS IN TERMS OF TURNOVER**

PLAIN VANILLA - JANUARY 2015				STRUCTURED INTEREST RATE - JANUARY 2015			
ISIN	DESC	eur m	TRADES	ISIN	DESC	eur m	TRADES
IT0003934657	BTP-1FB37 4%	4 779.56	77 137	IT0004966229	BANCA IMI COLLEZIONE OPP TMISTO OT20 USD	28.87	1 660
IT0005083057	BTP TF 3,25% ST46 EUR	2 238.78	31 916	IT0004611932	BIMI TV CON TASSO MINIMO GIUGNO 2017	20.72	889
IT0005045270	BTP TF 2,50% DC24 EUR	2 105.48	15 972	IT0004720436	MEDIOBANCA GN21 TV QUARTO ATTO SUB LOWT2	13.37	797
IT0005024234	BTP TF 3,50% MZ30 EUR	1 982.29	22 527	XS0098449456	ITALY 29EUR FRN	12.17	567
IT0004923998	BTP TF 4,75% ST44 EUR	1 831.41	25 680	IT0004457070	UBI MZ19 MC SUB CALL	11.75	669
INFLATION LINKED - JANUARY 2015				INDEX LINKED - JANUARY 2015			
ISIN	DESC	eur m	TRADES	ISIN	DESC	eur m	TRADES
IT0005012783	BTP ITALIA AP20 EUR	1 202.13	10 403	IT0004429202	BIMI FB15 TASSO FISSO PLUS BANCOPOSTA	2.87	250
IT0005058919	BTP ITALIA OT20 EUR	666.11	7 463	IT0004646407	MEDIOBANCA TF 3,5 6/2015 PLUS BP III COL	1.99	121
IT0004969207	BTP ITALIA NV17 EUR	465.52	6 272	IT0006699505	CREDIT SUISSE AG15 TF PLUS BANCOPOSTA4	1.67	121
IT0004545890	BTP1-15ST41 2,55%	343.65	7 125	IT0006602871	MERRILL L 10Y 15%TRG	1.51	26
IT0004735152	BTP1-15ST26 3,1%	338.28	2 125	IT0004452386	MEDIOB 15 PLUS BP II	1.41	78
EQUITY LINKED - JANUARY 2015				OTHERS (*) - JANUARY 2015			
ISIN	DESC	eur m	TRADES	ISIN	DESC	eur m	TRADES
IT0006719584	MACQUARIE STR SEC AP17 STEP UP ENERGY	0.22	20	XS0557128328	BOFA DC15 EUR/USD RANGE ACCRUAL NOTES	1.03	102
DE000UB8DSR5	UBS LG17 MC EUR EQUITY LINKED AUTOCALL	0.17	7	XS0638296920	BOFA GN18 MC INVEST BOND ORO	0.02	2
IT0006721366	MACQUARIE STR SEC OT17 MC EUR 6% X	0.05	5				
IT0006707803	BARCLAYS OT15 EUR 6Y EQUITY BONUS	0.03	5				
DE000UB8DSR5	UBS LG17 MC EUR EQUITY LINKED AUTOCALL	0.26	14				

(\*) Fund Linked, Commodity Linked and Currency Linked are included

**News**

In January, 3 Italian Government bond and the following instruments were listed on MOT market:  
 Obbligazione tasso fisso 4.5% peso messicano 2 Febbraio 2020 – BNP Paribas Arbitrage Issuance B.V. (IT0006731605)  
 \*Obbligazione tasso fisso 8.0% Lira Turca 2 Febbraio 2020\* – BNP Paribas Arbitrage Issuance B.V. (IT0006731613)  
 \*Intek Group S.p.A. 2015 - 2020\* (IT0005074577)  
 Issue of U.S.\$ 100,000,000\* Ten-Year USD 3.00% p.a. Fixed Rate Notes, due January 23, 2025 (XS1013006090)  
 Credit Suisse AG Yield Securities due October 2019 (XS1093338082)  
 EIB USD 1.625% Notes Due 2020(US29875GR12)  
 EFSF EUR 0.500 per cent. Guaranteed Notes due 20 January 2023(EU000A1G0DC6)  
 Bobl 0% due on 17th April 2020(DE0001141711)  
 Obligaciones 1.80% due on 30/04/2025(ES0000012621)  
 Banca IMI Collezione Tasso Fisso Lira Turca Opera IV (Codice ISIN IT0005075517)  
 Banca IMI Collezione Tasso Fisso Dollaro Neozelandese Opera II (Codice ISIN IT0005075509)  
 Obrigacoes 2.875% due on 15th October 2025(PTOTEKOE0011)  
 Obrigacoes 4.10% due on 15th February 2045(PTOTEBOE0020)  
 Bund 0.50% due on 15th February 2025(DE0001102374)  
 Kingdom of Belgium 0.80% notes due 22/06/2025(BE0000334434)  
 Republic of Ireland EUR 0.80 per cent. notes due on 15th March 2022(E00BJ38C036)  
 EIB ZAR 7.75 per cent. Bonds due 12th March, 2018(XS1041094118)  
 EIB ZAR 7.5 per cent. Bonds due 10th September, 2020(XS1105947714)  
 EIB TRY 9.25 per cent. Bonds due 3rd October, 2024(XS1115184753)  
 EIB TRY 8.75 per cent. Bonds due 6th July, 2020(XS1098105254)  
 EIB TRY 8.000 per cent. Bonds due 1st April, 2020(XS1139474206)  
 EIB TRY 10.00 per cent. Bonds due 3rd March, 2017(XS1038294531)

Markets Analysis  
 Piazza degli Affari, 6 - 20123 Milano  
 T +39 02 724261 | Fax +39 02 8646.4323  
 e-mail: markets\_analysis@borsaitaliana.it  
 www.borsaitaliana.it

This document contains text, data, graphics, photographs, illustrations, artwork, names, logos, trade marks, service marks and information ("Information") connected with Borsa Italiana S.p.A. ("Borsa Italiana"). All reasonable efforts have been made to ensure that the Information in this document was correct at the time of publication. However, Borsa Italiana Spa accepts no liability for decisions taken, or systems-related or other work carried out by any party based on this document. The publication of this document does not represent solicitation, by Borsa Italiana, of public saving and is not to be considered as a recommendation by Borsa Italiana as to the suitability of the investment, if any, herein described.

© January 2015 Borsa Italiana S.p.A. All rights reserved.