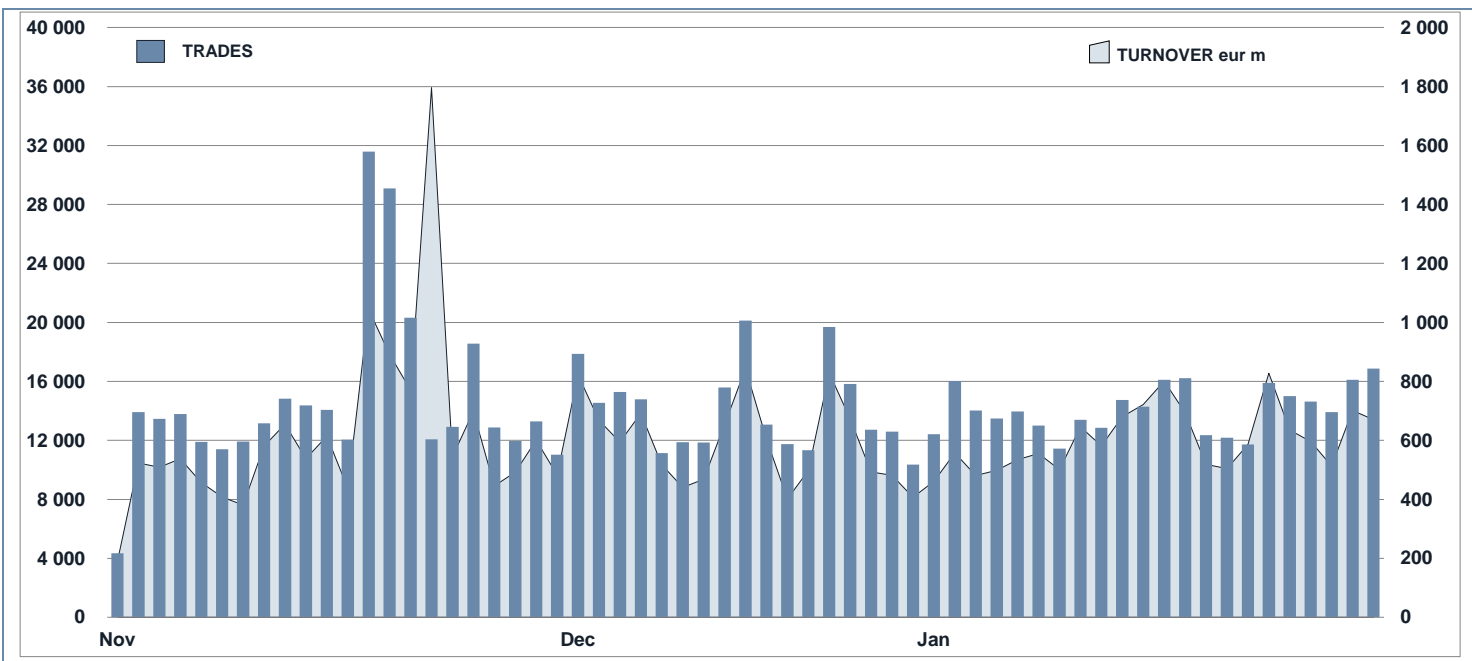




FIXED INCOME Statistics

January 2019

FIXED INCOME DAILY TURNOVER



MAIN INDICATORS

LISTED BOND

TRADING

	DEC 2017		DECEMBER 2018		JANUARY 2019		NOVEMBER 2018		DECEMBER 2018		JANUARY 2019	
	LISTED	END of MONTH	LISTED	NEW LISTED	LISTED	NEW LISTED	TRADES	TURNOVER	TRADES	TURNOVER	TRADES	TURNOVER
			END of MONTH	BEGIN of JAN 2019	END of MONTH	BEGIN of JAN 2019	number	eur m	number	eur m	number	eur m

MARKET SEGMENTS

DMOT - ITALIAN GOVERNMENT BONDS	124	127	39	128	4	256 307	12 531.9	189 966	9 240.6	237 049	12 039.6
DMOT - BONDS	207	163	1	156	2	15 434	208.4	11 331	161.6	14 004	203.3
EUROMOT	1 022	1 056	165	1 062	26	45 520	676.8	35 052	539.9	53 486	825.2
EXTRAMOT	1 254	1 307	210	1 304	9	5 612	179.3	4 065	144.2	6 054	195.9
of which BONDS IN DISTRIBUTION	-	-	8	1	1	-	-	-	-	7	0.1
<b>TOTAL</b>	<b>2 607</b>	<b>2 653</b>	<b>415</b>	<b>2 650</b>	<b>41</b>	<b>322 873</b>	<b>13 596.4</b>	<b>240 414</b>	<b>10 086.2</b>	<b>310 593</b>	<b>13 264.0</b>

ISSUERS

ITALIAN GOVERNMENT BONDS	124	127	39	128	4	256 307	12 531.9	189 966	9 240.6	237 049	12 039.6
EUROBONDS REPUBLIC OF ITALY	5	5	1	6	1	2 009	30.6	1 607	23.1	2 209	34.7
FOREIGN PUBLIC DEBT	495	490	62	489	6	10 914	251.0	9 251	198.2	12 343	285.0
SUPRANATIONAL ENTITIES	431	451	77	456	13	21 964	299.7	14 856	222.1	25 742	365.5
BANKS	578	566	59	560	9	20 668	289.1	16 889	266.3	21 999	335.9
CORPORATE (*)	972	1 009	174	1 006	8	11 011	194.1	7 845	135.9	11 251	203.3
ABS	2	5	3	5	-	-	-	-	-	-	-
<b>TOTAL</b>	<b>2 607</b>	<b>2 653</b>	<b>415</b>	<b>2 650</b>	<b>41</b>	<b>322 873</b>	<b>13 596.4</b>	<b>240 414</b>	<b>10 086.2</b>	<b>310 593</b>	<b>13 264.0</b>

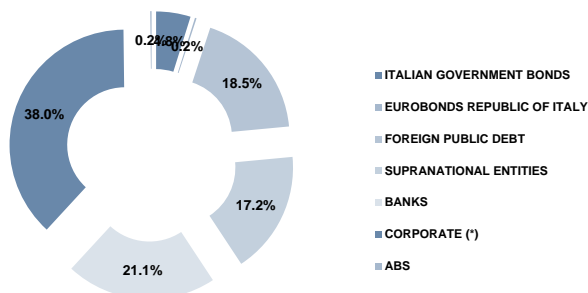
(\*) BOC and BOP are included

TYPE OF STRUCTURE

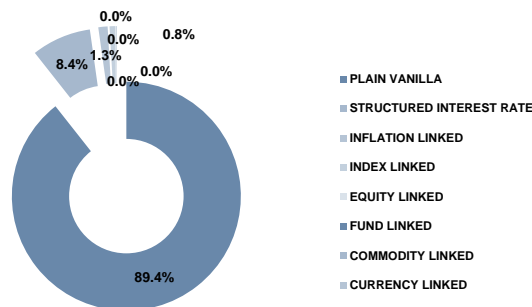
PLAIN VANILLA	2 207	2 256	353	2 254	33	50 636	864.9	37 401	689.2	54 623	965.7
STRUCTURED INTEREST RATE	217	214	18	212	3	15 375	189.4	12 639	150.3	18 134	246.2
INFLATION LINKED	34	33	2	33	1	295	6.7	209	4.0	319	7.7
INDEX LINKED	22	21	3	21	-	257	3.4	193	1.9	466	4.4
EQUITY LINKED	1	1	-	1	-	-	-	-	-	-	-
FUND LINKED	1	1	-	1	-	3	0.1	6	0.3	2	0.4
COMMODITY LINKED	1	-	-	-	-	-	-	-	-	-	-
CURRENCY LINKED	-	-	-	-	-	-	-	-	-	-	-
ITALIAN GOVERNMENT BONDS	124	127	39	128	4	256 307	12 531.9	189 966	9 240.6	237 049	12 039.6
<b>TOTAL</b>	<b>2 607</b>	<b>2 653</b>	<b>415</b>	<b>2 650</b>	<b>41</b>	<b>322 873</b>	<b>13 596.4</b>	<b>240 414</b>	<b>10 086.2</b>	<b>310 593</b>	<b>13 264.0</b>

**FOCUS ON LISTED BONDS - END OF MONTH**

**LISTED BY ISSUERS**



**LISTED BY TYPE OF STRUCTURE**



Italian Government Bonds are not included

**ISSUERS - MOST TRADED BONDS IN TERMS OF TURNOVER**

ITALIAN GOVERNMENT BONDS - JANUARY 2019				FOREIGN PUBLIC DEBT - JANUARY 2019			
ISIN	DESC	eur m	TRADES	ISIN	DESC	eur m	TRADES
IT0005340929	BTP TF 2.80% DC28 EUR	735.2	12 998	ES00000121L2	OBLIGACIONES TF 4.6% LG19 EUR	24.1	4
IT0005273013	BTP TF 3.45% MZ48 EUR	617.1	14 812	PTOTEV0E0018	PORTUGAL TF 2.125% OT28 EUR	21.7	63
IT0005217390	BTP TF 2.8% MZ67 EUR	461.7	13 608	XS1085735698	PORTUGAL TF 5.125% OT24 USD	15.6	1 121
IT0005321325	BTP TF 2.95% ST38 EUR	351.2	9 080	PTOT50E00007	PORTUGAL TF 4.1% AP37 EUR	7.6	259
IT0005083057	BTP TF 3.25% ST46 EUR	343.7	9 771	GR0138015814	GGB TF 4.2% GE42 EUR	7.2	478

EUROBONDS REPUBLIC OF ITALY - JANUARY 2019				SUPRANATIONAL ENTITIES - JANUARY 2019			
ISIN	DESC	eur m	TRADES	ISIN	DESC	eur m	TRADES
US465410BG26	ITALY 33USD 5,375	21.4	1 576	XS1115184753	EIB TF 9.25% OT24 TRY	12.9	1 005
US465410AH18	ITALY SET23USD 6,875	7.5	369	XS1605368536	EIB TF 8% MG27 ZAR	11.8	693
XS0098449456	ITALY 29EUR FRN	4.5	198	XS1167524922	EIB TF 8.125% DC26 ZAR	11.0	685
XS0100688190	ITALY 19EUR FRN	1.1	60	XS1288040055	EIB TF 0.25% OT20 EUR	9.9	43
ES0000012E51	OBLIGACIONES TF 1.45% AP29 EUR	0.1	2	XS0995130712	EIB TF 8.5% LG19 TRY	8.4	650

BANKS - JANUARY 2019				CORPORATE - JANUARY 2019			
ISIN	DESC	eur m	TRADES	ISIN	DESC	eur m	TRADES
XS1854164024	IMI OPERA II SC LG26 EUR	26.3	1 110	IT0005090995	CDP MC MZ22 EUR	28.5	1 275
XS1937019062	IMI SERIE XI MC GE25 USD	16.8	794	XS0161100515	TEL ITALIA FIN SA 01/2033 FX 7.75 EUR	15.9	1 000
XS1854164370	IMI OPERA I SC LG24 USD	14.6	918	XS1747134564	CARRARO INT TF GE25 CALL EUR	12.3	1 167
IT0005127508	MEDIOBANCA VALORE TV FLOOR SUBT2 ST25EUR	11.5	800	IT0005333627	ALERION CLEAN POWER TF DC24 CALL EUR	8.0	798
IT0005056483	MEDIOBANCA TF 3% OT19 USD	11.3	584	XS1800025022	MAIRE TECNIMONT TF 2.625% AP24 CALL EUR	8.0	649

**TYPE OF STRUCTURE - MOST TRADED BONDS IN TERMS OF TURNOVER**

PLAIN VANILLA - JANUARY 2019				STRUCTURED INTEREST RATE - JANUARY 2019			
ISIN	DESC	eur m	TRADES	ISIN	DESC	eur m	TRADES
IT0005340929	BTP TF 2.80% DC28 EUR	735.2	12 998	IT0005090995	CDP MC MZ22 EUR	28.5	1 275
IT0005273013	BTP TF 3.45% MZ48 EUR	617.1	14 812	XS1854164024	IMI OPERA II SC LG26 EUR	26.3	1 110
IT0005217390	BTP TF 2.8% MZ67 EUR	461.7	13 608	XS1937019062	IMI SERIE XI MC GE25 USD	16.8	794
IT0005321325	BTP TF 2.95% ST38 EUR	351.2	9 080	XS1854164370	IMI OPERA I SC LG24 USD	14.6	918
IT0005083057	BTP TF 3.25% ST46 EUR	343.7	9 771	IT0004497050	UBI GN19 SUB LOWERTIER2 FIXTOFLOAT CALL	10.9	459

INFLATION LINKED - JANUARY 2019				INDEX LINKED - JANUARY 2019			
ISIN	DESC	eur m	TRADES	ISIN	DESC	eur m	TRADES
IT0005012783	BTP ITALIA AP20 EUR	179.0	2 586	XS1917880285	WORLDBANK SUSTAINABLE MC INDLINK DC23USD	1.9	234
IT0005328235	BTP ITALIA MG26 EUR	137.4	3 770	XS1233613188	WORLD BANK MC LG23 USD GREEN GROWTH BOND	0.6	65
IT0005351678	BTP ITALIA NV22 EUR	111.1	2 161	IT0005122830	MEDIOBANCA MB45 MC IND LINK ST22 EUR	0.5	40
IT0005105843	BTP ITALIA AP23 EUR	73.5	2 396	XS1739518337	CS OC IND LINK MZ21 USD	0.3	4
IT0005058919	BTP ITALIA OT20 EUR	70.5	1 081	IT0004924004	MEDIOBANCA SINTESI T MISTO MC NV21 EUR	0.2	24

EQUITY LINKED - JANUARY 2019				OTHERS (*) - JANUARY 2019			
ISIN	DESC	eur m	TRADES	ISIN	DESC	eur m	TRADES
				XS1649517742	CS OC FD LINK NV21 USD	0.4	2

(\*) Fund Linked, Commodity Linked and Currency Linked are included

**News**

In January, on MOT market 4 Italian Government bonds and 28 instruments were listed; whereas on the ExtraMOT market 9 instruments were listed. Here below the list of financial instruments admitted to trading on the Professional Segment of ExtraMOT market at request of the issuer:

- Minibond Short Term Werther International S.p.A. 4,2% - 31.10.2019 Callable (IT0005357105)
- Microcast S.p.A. - 5,40% 2019 - 2023 (IT0005358749)
- Issue of €1,000,000,000 1.500 per cent. Notes due 21 July 2025 guaranteed by ENEL S.p.A. (XS1937665955)
- €17,300,000 P&A Public Lighting S.p.A. Senior Secured 2038 (IT0005359077)

Markets Analysis  
 Piazza degli Affari, 6 - 20123 Milano  
 T +39 02 724261 | Fax +39 02 8646.4323  
 e-mail: markets\_analysis@borsaitaliana.it  
 www.borsaitaliana.it

This document contains text, data, graphics, photographs, illustrations, artwork, names, logos, trade marks, service marks and information ("Information") connected with Borsa Italiana S.p.A. ("Borsa Italiana"). All reasonable efforts have been made to ensure that the Information in this document was correct at the time of publication. However, Borsa Italiana Spa accepts no liability for decisions taken, or systems-related or other work carried out by any party based on this document. The publication of this document does not represent solicitation, by Borsa Italiana, of public saving and is not to be considered as a recommendation by Borsa Italiana as to the suitability of the investment, if any, herein described.