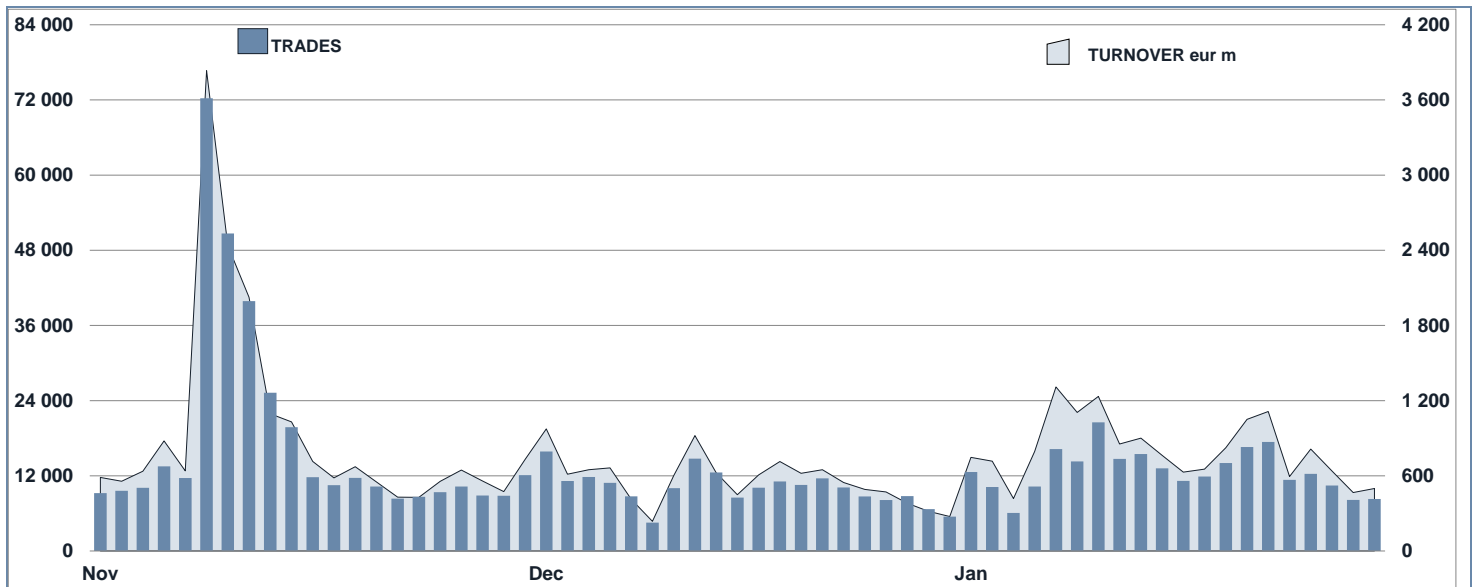
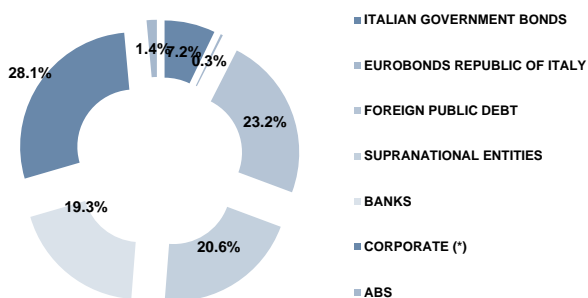


**FIXED INCOME Statistics**
**January 2021**
**FIXED INCOME DAILY TURNOVER**

**MAIN INDICATORS**

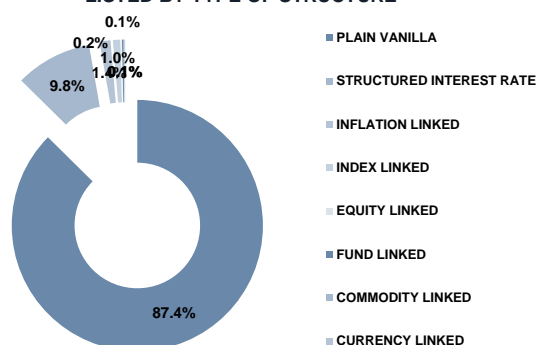
	LISTED BOND					TRADING						
	DEC 2019		DECEMBER 2020		JANUARY 2021		NOVEMBER 2020		DECEMBER 2020		JANUARY 2021	
	LISTED END of MONTH	LISTED END of MONTH	NEW LISTED BEGIN of JAN 2021	LISTED END of MONTH	NEW LISTED BEGIN of JAN 2021	TRADES number	TURNOVER eur m	TRADES number	TURNOVER eur m	TRADES number	TURNOVER eur m	
<b>MARKET SEGMENTS</b>												
DMOT - ITALIAN GOVERNMENT BOND:	131	152	58	154	4	317 626	19 042.9	155 641	10 380.9	207 955	15 291.4	
DMOT - BONDS	114	79	1	78	-	11 540	178.0	8 798	133.9	8 632	139.8	
EUROMOT	1 020	1 084	221	1 115	46	38 261	658.1	32 563	591.2	37 953	659.5	
EXTRAMOT	1 307	814	95	798	1	5 230	183.5	3 022	110.2	777	32.6	
<i>of which BONDS IN DISTRIBUTION</i>	-	-	3	-	-	-	-	-	-	-	-	
<b>TOTAL</b>	<b>2 572</b>	<b>2 129</b>	<b>375</b>	<b>2 145</b>	<b>51</b>	<b>372 657</b>	<b>20 062.4</b>	<b>200 024</b>	<b>11 216.1</b>	<b>255 317</b>	<b>16 123.3</b>	
<b>ISSUERS</b>												
ITALIAN GOVERNMENT BONDS	131	152	58	154	4	317 626	19 042.9	155 641	10 380.9	207 955	15 291.4	
EUROBONDS REPUBLIC OF ITALY	8	7	1	7	-	1 771	122.7	1 875	113.5	1 802	92.0	
FOREIGN PUBLIC DEBT	481	489	129	497	11	10 430	194.6	9 402	186.5	8 574	202.2	
SUPRANATIONAL ENTITIES	423	428	77	441	22	13 953	208.7	11 086	169.5	17 222	247.2	
BANKS	523	410	51	413	13	13 913	253.8	12 023	209.8	11 682	187.4	
CORPORATE (*)	986	612	44	602	1	14 964	239.8	9 997	156.0	8 082	103.1	
ABS	20	31	15	31	-	-	-	-	-	-	-	
<b>TOTAL</b>	<b>2 572</b>	<b>2 129</b>	<b>375</b>	<b>2 145</b>	<b>51</b>	<b>372 657</b>	<b>20 062.4</b>	<b>200 024</b>	<b>11 216.1</b>	<b>255 317</b>	<b>16 123.3</b>	
(*) BOC and BOP are included												
<b>TYPE OF STRUCTURE</b>												
PLAIN VANILLA	2 178	1 728	294	1 740	44	41 526	836.7	32 568	680.1	35 212	668.5	
STRUCTURED INTEREST RATE	206	194	17	196	3	12 966	174.4	11 227	144.0	11 603	151.6	
INFLATION LINKED	32	28	2	28	-	248	4.4	286	5.0	279	6.9	
INDEX LINKED	20	19	1	19	-	252	3.1	219	2.1	214	3.0	
EQUITY LINKED	1	1	-	1	-	-	-	-	-	-	-	
FUND LINKED	4	4	-	4	-	9	0.8	28	3.4	10	1.5	
COMMODITY LINKED	-	1	1	1	-	4	0.0	5	0.2	2	0.1	
CURRENCY LINKED	-	2	2	2	-	26	0.2	50	0.3	42	0.3	
ITALIAN GOVERNMENT BONDS	131	152	58	154	4	317 626	19 042.9	155 641	10 380.9	207 955	15 291.4	
<b>TOTAL</b>	<b>2 572</b>	<b>2 129</b>	<b>375</b>	<b>2 145</b>	<b>51</b>	<b>372 657</b>	<b>20 062.4</b>	<b>200 024</b>	<b>11 216.1</b>	<b>255 317</b>	<b>16 123.3</b>	

**FOCUS ON LISTED BONDS - END OF MONTH**

**LISTED BY ISSUERS**



**LISTED BY TYPE OF STRUCTURE**



Italian Government Bonds are not included

**ISSUERS - MOST TRADED BONDS IN TERMS OF TURNOVER**

ITALIAN GOVERNMENT BONDS - JANUARY 2021				FOREIGN PUBLIC DEBT - JANUARY 2021			
ISIN	DESC	eur m	TRADES	ISIN	DESC	eur m	TRADES
IT0005217390	BTP TF 2,8% MZ67 EUR	1 659.4	33 341	ES0000012G00	OBLIGACIONES TF 1% OT50 EUR	9.7	255
IT0005425233	BTP TF 1,7% ST51 EUR	1 413.9	25 683	DE0001102481	BUND TF 0% AG50 EUR	7.9	153
IT0005433195	BTP TF 0,95% MZ37 EUR	847.7	15 957	XS2109813142	ROMANIA TF 3,375% GE50 EUR	7.7	439
IT0005410912	BTP ITALIA MG25 EUR	769.0	10 889	XS1085735899	PORTUGAL TF 5,125% OT24 USD	7.0	330
IT0005398406	BTP TF 2,45% ST50 EUR	551.9	9 498	PTOTEBOE0020	PORTUGAL TF 4,1% FB45 EUR	4.9	65

EUROBONDS REPUBLIC OF ITALY - JANUARY 2021				SUPRANATIONAL ENTITIES - JANUARY 2021			
ISIN	DESC	eur m	TRADES	ISIN	DESC	eur m	TRADES
US465410BZ07	ITALY TF 4% OT49 USD	35.9	186	IT0006527300	EIB-99/29 EU SD	11.0	15
US465410BG26	ITALY 33USD 5,375	21.4	1 122	XS2105803527	EIB TF 7,25% GE30 ZAR	8.9	359
US465410BY32	ITALY TF 2,875% OT29 USD	17.9	76	XS1524609531	EIB TF 5,5% GE23 MXN	8.8	716
US465410CA47	ITALY TF 1,25% FB26 USD	5.9	28	XS1507486584	EIB TF NV26 CALL USD	5.9	340
US465410AH18	ITALY SET23USD 6,875	4.9	226	XS1605368536	EIB TF 8% MG27 ZAR	5.8	277

BANKS - JANUARY 2021				CORPORATE - JANUARY 2021			
ISIN	DESC	eur m	TRADES	ISIN	DESC	eur m	TRADES
XS2241390983	INTSANPAOLO TF 2,1% NV30 USD	25.1	1 077	IT0005374043	CDP MC GN26 EUR	23.2	1 584
IT0005127508	MEDIOBANCA VALORE TV FLOOR SU	14.8	816	XS2049317808	IVS GROUP TF 3% OT26 CALL EUR	13.9	1 304
IT0005188351	MEDIOBANCA OPERA TF 3,75% GN26	12.0	637	XS2215041513	CARRARO INT TF 3,75% ST26 CALL E	10.8	855
IT0005120313	BANCO BPM TV EUR3M+4,375 LG22 S	11.7	778	IT0005090995	CDP MC MZ22 EUR	10.0	374
IT0001200390	COMIT-98/28 ZC	8.2	574	IT0005108490	AUTOSTRADE TF 1,625% GN23 EUR	7.7	521

**TYPE OF STRUCTURE - MOST TRADED BONDS IN TERMS OF TURNOVER**

PLAIN VANILLA - JANUARY 2021				STRUCTURED INTEREST RATE - JANUARY 2021			
ISIN	DESC	eur m	TRADES	ISIN	DESC	eur m	TRADES
IT0005217390	BTP TF 2,8% MZ67 EUR	1 659.4	33 341	IT0005425233	BTP FUTURA NV28 EUR	358.4	6 096
IT0005425233	BTP TF 1,7% ST51 EUR	1 413.9	25 683	IT0005415291	BTP FUTURA LG30 EUR	349.6	6 986
IT0005433195	BTP TF 0,95% MZ37 EUR	847.7	15 957	IT0005374043	CDP MC GN26 EUR	23.2	1 584
IT0005398406	BTP TF 2,45% ST50 EUR	551.9	9 498	IT0006527300	EIB-99/29 EU SD	11.0	15
IT0005363111	BTP TF 3,85% ST49 EUR	540.3	4 898	IT0005090995	CDP MC MZ22 EUR	10.0	374

INFLATION LINKED - JANUARY 2021				INDEX LINKED - JANUARY 2021			
ISIN	DESC	eur m	TRADES	ISIN	DESC	eur m	TRADES
IT0005410912	BTP ITALIA MG25 EUR	769.0	10 889	XS1233613188	WORLD BANK MC LG23 USD GREEN I	0.7	47
IT0005388175	BTP ITALIA OT27 EUR	317.0	2 650	XS1917880285	WORLDBANK SUSTAINABLE MC INDL	0.5	67
IT0005332835	BTP ITALIA MG26 EUR	200.4	2 606	CH0524993752	CS OC IND LINK ST23 USD	0.4	9
IT0005174906	BTP ITALIA AP24 EUR	88.1	1 499	IT0004924004	MEDIOBANCA SINTESI T MISTO MC N	0.3	15
IT0005312142	BTP ITALIA NV23 EUR	80.6	1 393	IT0005021602	MEDIOBANCA MB39 MC IND LINK GN	0.3	20

EQUITY LINKED - JANUARY 2021				OTHERS (*) - JANUARY 2021			
ISIN	DESC	eur m	TRADES	ISIN	DESC	eur m	TRADES
				XS1649517742	CS OC FD LINK NV21 USD	1.0	4
				XS2114121192	GS FIN CORP TF MG25 EUR	0.3	42
				CH0491326630	CS OC FD LINK MZ23 USD	0.2	2
				CH0460899674	CS OC FD LINK ST22 USD	0.2	2
				CH0460907329	CS OC FD LINK AP22 USD	0.1	2

(\*) Fund Linked, Commodity Linked and Currency Linked are included

**News**

In January, on MOT market 4 Italian Government bonds and 46 instruments were listed; whereas on the ExtraMOT market 1 instrument was listed. Here below the list of financial instruments admitted to trading on the ExtraMOT PRO and ExtraMOT PRO<sup>3</sup> of ExtraMOT market at request of the issuer:

Rekeep S.p.A. €350,000,000 7.25% Senior Secured Notes due 2026 (XS2291911878 - XS2291911282)