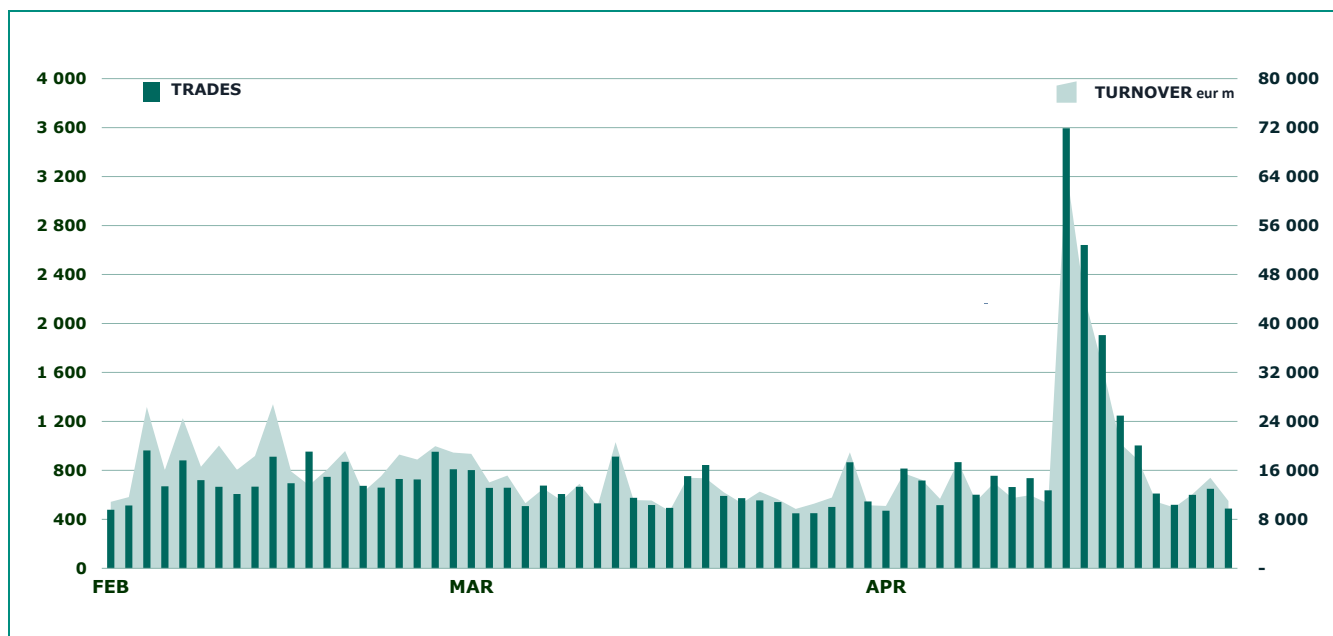


Fixed Income Statistics

April 2021

FIXED INCOME DAILY TURNOVER

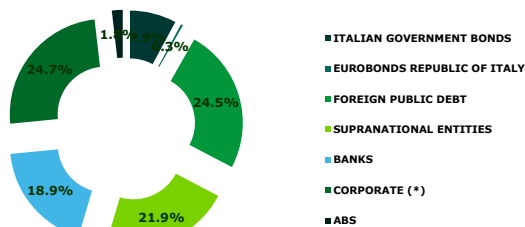


MAIN INDICATORS

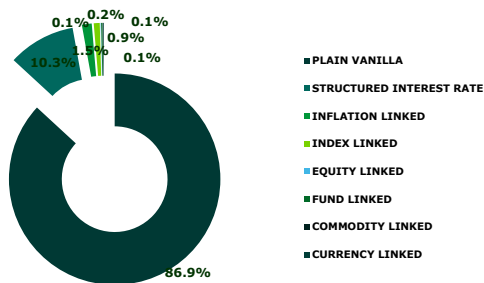
	LISTING					TRADING					
	DEC 2020	MARCH 2021		APRIL 2021		MARCH 2021		APRIL 2021		JAN - APR 2021	
	LISTED END OF MONTH	LISTED END OF MONTH	NEW LISTED BEGIN OF JAN 2021	LISTED END OF MONTH	NEW LISTED BEGIN OF JAN 2021	TRADES number	TURNOVER eur m	TRADES number	TURNOVER eur m	TRADES number	TURNOVER eur m
MARKET SEGMENTS											
DMOT - ITALIAN GOVERNMENT BONDS	152	159	14	159	18	220 942	13 741.3	354 227	17 604.4	1 021 778	63 114.2
DMOT - BONDS	79	72	-	71	-	8 722	138.0	7 642	120.6	34 339	562.3
EUROMOT	1 084	1 128	94	1 133	111	55 062	892.5	38 382	610.6	180 502	3 216.8
EXTRAMOT	814	669	8	660	16	821	40.2	550	42.3	2 945	157.4
of which BONDS IN DISTRIBUTION	-	-	2	-	3	24	4.9	14	3.9	343	213.9
TOTAL	2 129	2 028	116	2 023	145	285 547	14 811.9	400 801	18 377.9	1 239 564	67 050.7
ISSUERS											
ITALIAN GOVERNMENT BONDS	152	159	14	159	18	220 942	13 741.3	354 227	17 604.4	1 021 778	63 114.2
EUROBONDS REPUBLIC OF ITALY	7	7	-	7	-	2 364	152.9	1 670	75.8	8 144	429.8
FOREIGN PUBLIC DEBT	489	492	31	495	41	13 134	209.0	9 081	159.4	44 028	875.4
SUPRANATIONAL ENTITIES	428	444	41	443	44	25 339	321.4	16 624	223.5	78 948	1 049.6
BANKS	410	381	22	382	28	13 640	230.9	12 013	206.2	50 572	846.6
CORPORATE (*)	612	511	5	500	8	10 128	156.4	7 186	108.8	36 094	735.1
ABS	31	34	3	37	6	-	-	-	-	-	-
TOTAL	2 129	2 028	116	2 023	145	285 547	14 811.9	400 801	18 377.9	1 239 564	67 050.7
(*) BOC and BOP are included											
TYPE OF STRUCTURE											
PLAIN VANILLA	1 728	1 624	96	1 619	120	51 289	886.4	35 975	626.9	168 173	3 242.3
STRUCTURED INTEREST RATE	194	192	4	192	5	12 424	167.0	9 882	133.4	46 772	634.3
INFLATION LINKED	28	28	2	28	2	460	9.7	384	7.8	1 511	36.3
INDEX LINKED	19	17	-	17	-	372	5.9	258	3.4	1 068	15.6
EQUITY LINKED	1	1	-	1	-	-	-	-	-	-	-
FUND LINKED	4	4	-	4	-	31	1.4	45	1.8	131	6.9
COMMODITY LINKED	1	1	-	1	-	2	0.0	5	0.1	10	0.2
CURRENCY LINKED	2	2	-	2	-	27	0.2	25	0.1	121	0.8
ITALIAN GOVERNMENT BONDS	152	159	14	159	18	220 942	13 741.3	354 227	17 604.4	1 021 778	63 114.2
TOTAL	2 129	2 028	116	2 023	145	285 547	14 811.9	400 801	18 377.9	1 239 564	67 050.7

FOCUS ON LISTED BONDS - END OF MONTH

LISTING BY ISSUERS



LISTING BY TYPE OF STRUCTURE



Italian Government Bonds are not included

ISSUERS - MOST TRADED BONDS IN TERMS OF TURNOVER

ITALIAN GOVERNMENT BONDS - APRIL 2021				FOREIGN PUBLIC DEBT - APRIL 2021			
ISIN	DESC	eur m	TRADES	ISIN	DESC	eur m	TRADES
IT0005442097	BTP FUTURA AP37 EUR	5 525.3	133 498	XS220185168	ROMANIA TF 4% FB51 USD	10.3	763
IT0005425233	BTP TF 1,7% ST51 EUR	1 171.6	35 994	XS225840016	ROMANIA TF 2,625% DC40 EUR	6.9	569
IT0005217390	BTP TF 2,8% MZ67 EUR	821.5	22 165	XS108573589	PORTUGAL TF 5,125% OT24 USD	6.6	362
IT0005441883	BTP TF 2,15% MZ72 EUR	658.4	20 300	XS196870687	ROMANIA TF 4,625% AP49 EUR	5.3	166
IT0005410912	BTP ITALIA MG25 EUR	628.9	10 610	XS210981314	ROMANIA TF 3,375% GES0 EUR	4.8	376

EUROBONDS REPUBLIC OF ITALY - APRIL 2021				SUPRANATIONAL ENTITIES - APRIL 2021			
ISIN	DESC	eur m	TRADES	ISIN	DESC	eur m	TRADES
US465410B20	ITALY TF 4% OT49 USD	35.0	192	XS210580352	EIB TF 7,25% GE30 ZAR	7.7	533
US465410B2	ITALY 33USD 5,375	16.9	1 021	XS179171414	WORLD BANK SUSTAINABLE TF 12% MZ23 TRY	6.2	910
US465410B3	ITALY TF 2,875% OT29 USD	8.2	47	XS150748658	EIB TF NV26 CALL USD	6.1	333
US465410AH1	ITALY SET23USD 6,875	7.3	239	XS160536853	EIB TF 8% MG27 ZAR	5.9	325
XS009844945	ITALY 29EUR FRN	3.9	150	XS107521976	EIB TF 8,75% ST21 TRY	5.1	509

BANKS - APRIL 2021				CORPORATE - APRIL 2021			
ISIN	DESC	eur m	TRADES	ISIN	DESC	eur m	TRADES
XS224139098	INTSANPAOLO TF 2,1% NV30 USD	21.5	1 313	IT0005374043	CDP MC GN26 EUR	23.7	1 396
XS232245255	INTSANPAOLO TF 2,7% MZ31 USD	18.6	941	XS204931780	IVS GROUP TF 3% OT26 CALL EUR	13.9	1 095
IT0005412256	INTSANPAOLO TV EUR3M+4,05 GN27 SUB TIER2	15.4	48	XS228979546	NEWLAT FOOD TF 2,625% FB27 CALL EUR	13.8	689
IT0005127508	MEDIOBANCA VALORE TV FLOOR SUBT2 ST25EUR	14.4	867	IT0005090995	CDP MC MZ22 EUR	11.1	375
IT0005120313	BANCO BPM TV EUR3M+4,375 LG22 SUB TIER2	13.1	775	XS221504151	CARRARO FIN TF 3,75% ST26 CALL EUR	6.7	543

TYPE OF STRUCTURE - MOST TRADED BONDS IN TERMS OF TURNOVER

PLAIN VANILLA - APRIL 2021				STRUCTURED INTEREST RATE - APRIL 2021			
ISIN	DESC	eur m	TRADES	ISIN	DESC	eur m	TRADES
IT0005425233	BTP TF 1,7% ST51 EUR	1 171.6	35 994	IT0005442097	BTP FUTURA AP37 EUR	5 525.3	133 498
IT0005217390	BTP TF 2,8% MZ67 EUR	821.5	22 165	IT0005425761	BTP FUTURA NV28 EUR	382.3	7 070
IT0005441883	BTP TF 2,15% MZ72 EUR	658.4	20 300	IT0005415291	BTP FUTURA LG30 EUR	298.0	6 320
IT0005398406	BTP TF 2,45% ST50 EUR	395.9	9 195	IT0005374043	CDP MC GN26 EUR	23.7	1 396
IT0005433195	BTP TF 0,95% MZ37 EUR	387.4	9 987	IT0005090995	CDP MC MZ22 EUR	11.1	375

INFLATION LINKED - APRIL 2021				INDEX LINKED - APRIL 2021			
ISIN	DESC	eur m	TRADES	ISIN	DESC	eur m	TRADES
IT0005410912	BTP ITALIA MG25 EUR	628.9	10 610	XS191788028	WORLD BANK SUSTAINABLE MC INDLINK DC23US	0.9	49
IT0005388175	BTP ITALIA OT27 EUR	239.0	3 282	XS123361318	WORLD BANK MC LG23 USD GREEN GROWTH BO	0.7	83
IT0005332835	BTP ITALIA MG26 EUR	166.7	3 048	IT0004958069	MEDIOBANCA MB26 INDEX LINKED MC OT21 EUF	0.7	17
IT0005436701	BTP TF 0,15% MG51 EUR	155.1	2 350	IT0005013054	MEDIOBANCA MB37 MC IND LINK MG21 EUR	0.3	23
IT0005312142	BTP ITALIA NV23 EUR	119.6	1 858	IT0004952401	MEDIOBANCA MB24 INDEX LINKED MC ST21 EUR	0.2	25

EQUITY LINKED - APRIL 2021				OTHERS (*) - APRIL 2021			
ISIN	DESC	eur m	TRADES	ISIN	DESC	eur m	TRADES
				XS164951774	CS OC FD LINK NV21 USD	0.9	18
				CH046090732	CS OC FD LINK AP22 USD	0.5	9
				CH046089967	CS OC FD LINK ST22 USD	0.3	12
				CH049132663	CS OC FD LINK MZ23 USD	0.1	6
				XS211412119	GS FIN CORP TF MG25 EUR	0.1	25

(*) Fund Linked, Commodity Linked and Currency Linked are included

News

In April, on a MOT market 3 Italian Government bonds and 17 instruments were listed; whereas on the ExtraMOT market 8 instruments were listed. Here below the list of financial instruments admitted to trading on the ExtraMOT PRO and ExtraMOT PRO² of ExtraMOT market at request of the issuer: Gamma Bidco S.p.A. €575 000 000 5.125% Senior Secured Notes due 2025 (XS2321537255 - XS2321539970) Banca di Cividale S.p.A. - Commercial Paper due on 06/04/2022 (IT0005440174) Ecoservim S.r.l. - 5,25% - 2021-2026 (IT0005441800) Bper Banca S.p.A. Issue of Fixed to Floating Rate Senior Preferred Notes due March 2027 (XS2325743990) Krypton SPE S.r.l. € 180 000 000 Class A Asset Backed Partly Paid Notes due March 2036 (IT0005442444) Krypton SPE S.r.l. € 20 000 000 Class B Asset Backed Partly Paid Notes due March 2036 (IT0005442451) DAVIS & MORGAN EURO 15 000 000 TASSO FISSO 6,25% SCADENZA 29 APRILE 2026 (IT0005442774) ROCKY 2021-1 SPV S.r.l. Euro 3 959 200 000 Class A Asset Backed Fixed Rate Notes due April 2041 (IT0005443475)

Markets Analysis

Piazza degli Affari, 6 - 20123 Milano

T. +39 02 724261 | Fax +39 02 8646 4323

e-mail: markets_analysis@borsaitaliana.it

www.borsaitaliana.it



This publication is for information purposes only and is not a recommendation to engage in investment activities. This publication is provided "as is" without representation or warranty of any kind. Whilst all reasonable care has been taken to ensure the accuracy of the content, Euronext does not guarantee its accuracy or completeness. Euronext will not be held liable for any loss or damages of any nature ensuing from using, trusting or acting on information provided. No information set out or referred to in this publication shall form the basis of any contract. The creation of rights and obligations in respect of financial products that are traded on the exchanges operated by Euronext's subsidiaries shall depend solely on the applicable rules of the market operator. All proprietary rights and interest in or connected with this publication shall vest in Euronext. No part of it may be redistributed or reproduced in any form without the prior written permission of Euronext. Euronext disclaims any duty to update this information. Euronext refers to Euronext N.V. and its affiliates. Information regarding trademarks and intellectual property rights of Euronext is located at www.euronext.com/terms-use.