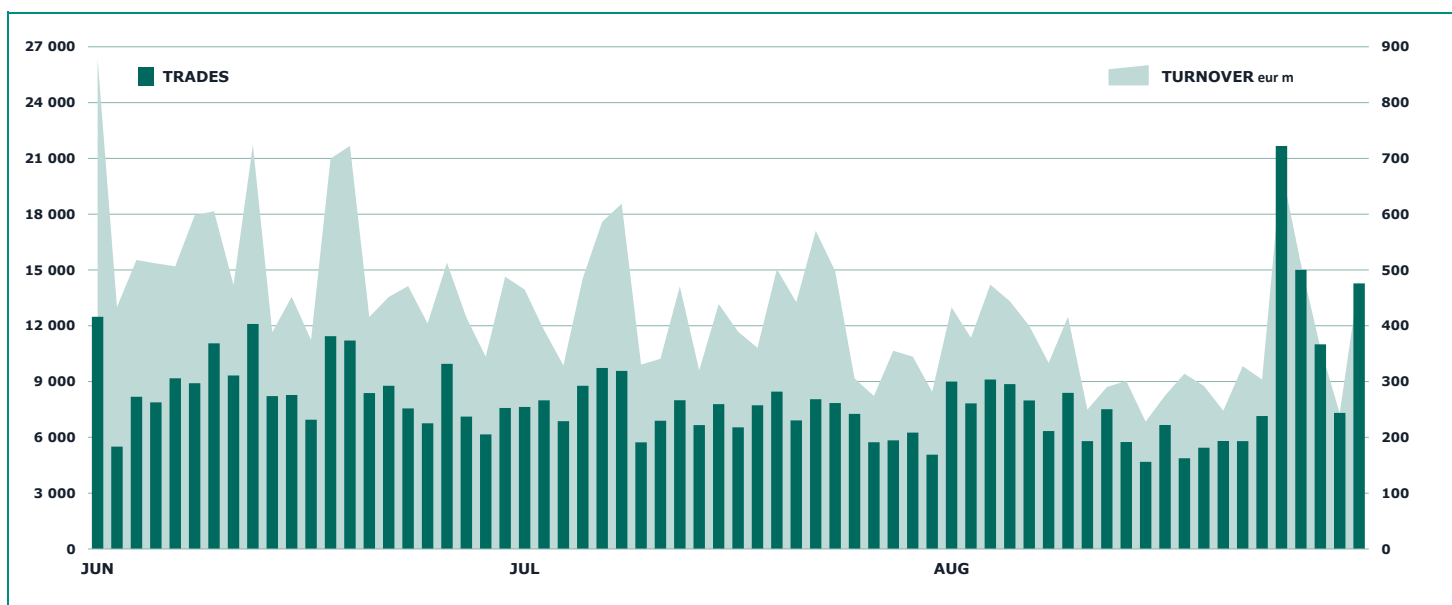
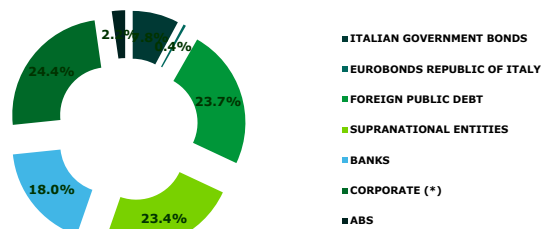


Fixed Income Statistics
August 2021
FIXED INCOME DAILY TURNOVER

MAIN INDICATORS

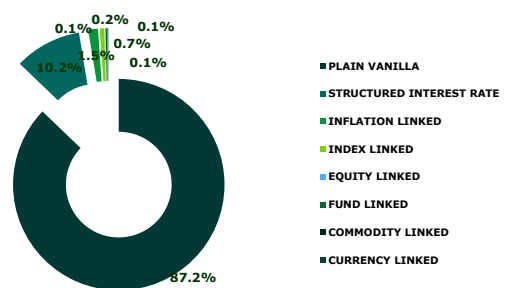
	LISTING					TRADING						
	DEC 2020		JUL 2021		AUG 2021		JUL 2021		AUG 2021		JAN - AUG 2021	
	LISTED END of MONTH	LISTED END of MONTH	NEW LISTED BEGIN of JAN 2021	LISTED END of MONTH	NEW LISTED BEGIN of JAN 2021	TRADES number	TURNOVER eur m	TRADES number	TURNOVER eur m	TRADES number	TURNOVER eur m	
MARKET SEGMENTS												
DMOT - ITALIAN GOVERNMENT BONDS:	152	161	30	160	32	124 635	8 431.2	154 397	7 493.0	1 645 231	101 563.5	
DMOT - BONDS	79	66	1	64	1	5 715	94.9	4 533	64.0	58 054	929.0	
EUROMOT	1 084	1 161	183	1 165	191	30 620	547.9	27 076	416.2	306 778	5 477.0	
EXTRAMOT	814	659	49	657	52	365	26.7	270	14.9	4 362	271.0	
of which BONDS IN DISTRIBUTION	-	-	4	-	4	-	-	-	-	503	343.9	
TOTAL	2 129	2 047	263	2 046	276	161 335	9 100.7	186 276	7 988.1	2 014 425	108 240.6	
ISSUERS												
ITALIAN GOVERNMENT BONDS	152	161	30	160	32	124 635	8 431.2	154 397	7 493.0	1 645 231	101 563.5	
EUROBONDS REPUBLIC OF ITALY	7	9	2	9	2	1 887	101.7	1 374	61.1	14 822	797.1	
FOREIGN PUBLIC DEBT	489	484	53	485	54	7 979	156.4	7 164	128.6	75 551	1 460.7	
SUPRANATIONAL ENTITIES	428	474	97	478	104	13 314	180.5	12 618	155.8	134 298	1 787.8	
BANKS	410	372	37	369	37	7 622	143.4	5 915	91.5	82 673	1 407.7	
CORPORATE (*)	612	501	27	499	30	5 898	87.5	4 808	58.1	61 850	1 223.7	
ABS	31	46	17	46	17	-	-	-	-	-	-	
TOTAL	2 129	2 047	263	2 046	276	161 335	9 100.7	186 276	7 988.1	2 014 425	108 240.6	
(*) BOC and BOP are included												
TYPE OF STRUCTURE												
PLAIN VANILLA	1 728	1 641	218	1 644	229	28 812	553.2	25 645	418.4	287 031	5 536.3	
STRUCTURED INTEREST RATE	194	194	12	193	12	7 267	103.7	5 817	70.4	76 888	1 022.7	
INFLATION LINKED	28	28	3	28	3	391	8.6	209	2.5	3 072	79.4	
INDEX LINKED	19	15	-	13	-	189	2.7	185	3.2	1 791	26.8	
EQUITY LINKED	1	1	-	1	-	-	-	-	-	-	-	
FUND LINKED	4	4	-	4	-	28	1.1	13	0.5	224	10.3	
COMMODITY LINKED	1	1	-	1	-	4	0.1	2	0.1	22	0.5	
CURRENCY LINKED	2	2	-	2	-	9	0.1	8	0.1	166	1.1	
ITALIAN GOVERNMENT BONDS	152	161	30	160	32	124 635	8 431.2	154 397	7 493.0	1 645 231	101 563.5	
TOTAL	2 129	2 047	263	2 046	276	161 335	9 100.7	186 276	7 988.1	2 014 425	108 240.6	

FOCUS ON LISTED BONDS - END OF MONTH

LISTING BY ISSUERS



LISTING BY TYPE OF STRUCTURE



Italian Government Bonds are not included

ISSUERS - MOST TRADED BONDS IN TERMS OF TURNOVER

ITALIAN GOVERNMENT BONDS - AUGUST 2021				FOREIGN PUBLIC DEBT - AUGUST 2021			
ISIN	DESC	eur m	TRADES	ISIN	DESC	eur m	TRADES
IT0005425233	BTP TF 1,7% ST51 EUR	925.4	27 093	XS2330514899	ROMANIA TF 2,75% AP41 EUR	10.0	493
XS2241390983	BTP TF 0,95% MZ37 EUR	510.1	10 604	FR0014001NN8	OAT TF 0,5% MG72 EUR	6.5	249
IT0005441883	BTP TF 2,15% MZ72 EUR	472.3	21 036	XS2109813142	ROMANIA TF 3,375% GE50 EUR	5.5	279
IT0005217390	BTP TF 2,8% MZ67 EUR	455.2	15 785	DE0001102481	BUND TF 0% AG50 EUR	5.1	144
IT0005398406	BTP TF 2,45% ST50 EUR	367.5	11 283	XS2258400162	ROMANIA TF 2,625% DC40 EUR	4.6	398

EUROBONDS REPUBLIC OF ITALY - AUGUST 2021				SUPRANATIONAL ENTITIES - AUGUST 2021			
ISIN	DESC	eur m	TRADES	ISIN	DESC	eur m	TRADES
US465410BZ07	ITALY TF 4% OT49 USD	18.3	75	XS2280643276	EBRD TF 13% GE24 TRY	8.5	549
US465410BG26	ITALY 33USD 5,375	18.0	903	XS0070553820	EIB NV26 ZC USD	5.0	151
US465410CA47	ITALY TF 1,25% FB26 USD	7.7	36	XS1115184753	EIB TF 9,25% OT24 TRY	4.6	642
US465410BY32	ITALY TF 2,875% OT29 USD	5.8	31	XS1791714147	WORLD BANK SUSTAINABLE TF 12% MZ23 TRY	4.3	479
XS0098449456	ITALY 29EUR FRN	5.5	168	XS2249882064	EIB TF 4,75% OT25 BRL	3.9	188

BANKS - AUGUST 2021				CORPORATE - AUGUST 2021			
ISIN	DESC	eur m	TRADES	ISIN	DESC	eur m	TRADES
IT0005120313	BANCO BPM TV EUR3M+4,375 LG22 SUB TIER2	9.2	485	IT0005374043	CDP MC GN26 EUR	11.9	718
XS2241390983	INTSANPAOLO TF 2,1% NV30 USD	8.3	823	XS2049317808	IVS GROUP TF 3% OT26 CALL EUR	8.6	630
IT0004917842	MEDIOBANCA TF 5,75% AP23 LT2 EUR	4.0	225	IT0005394884	INTEK GROUP TF 4,5% FB25 CALL EUR	4.4	349
IT0005127508	MEDIOBANCA VALORE TV FLOOR SUBT2 ST25EUR	3.5	257	XS2289795465	NEWLAT FOOD TF 2,625% FB27 CALL EUR	3.5	265
IT0001086658	SPAULO-97/22 115 ZC	3.2	81	XS1747134564	CARRARO FIN TF GE25 CALL EUR	3.5	374

TYPE OF STRUCTURE - MOST TRADED BONDS IN TERMS OF TURNOVER

PLAIN VANILLA - AUGUST 2021				STRUCTURED INTEREST RATE - AUGUST 2021			
ISIN	DESC	eur m	TRADES	ISIN	DESC	eur m	TRADES
IT0005425233	BTP TF 1,7% ST51 EUR	925.4	27 093	IT0005442097	BTP FUTURA AP37 EUR	224.8	5 252
XS2241390983	BTP TF 0,95% MZ37 EUR	510.1	10 604	IT0005425761	BTP FUTURA NV28 EUR	115.1	2 006
IT0005441883	BTP TF 2,15% MZ72 EUR	472.3	21 036	IT0005415291	BTP FUTURA LG30 EUR	60.3	1 833
IT0005217390	BTP TF 2,8% MZ67 EUR	455.2	15 785	IT0005374043	CDP MC GN26 EUR	11.9	718
IT0005398406	BTP TF 2,45% ST50 EUR	367.5	11 283	XS0098449456	ITALY 29EUR FRN	5.5	168

INFLATION LINKED - AUGUST 2021				INDEX LINKED - AUGUST 2021			
ISIN	DESC	eur m	TRADES	ISIN	DESC	eur m	TRADES
IT0005410912	BTP ITALIA MG25 EUR	146.4	3 617	IT0004958069	MEDIOBANCA MB26 INDEX LINKED MC OT21 EUF	0.9	25
IT0005105843	BTP ITALIA AP23 EUR	70.5	902	IT0004936149	MEDIOBANCA MB22 INDEX LINKED MC AG21 EUF	0.6	22
IT0005174906	BTP ITALIA AP24 EUR	60.4	961	XS1233613188	WORLD BANK MC LG23 USD GREEN GROWTH BO	0.4	45
IT0005388175	BTP ITALIA OT27 EUR	56.9	1 084	IT0004952401	MEDIOBANCA MB24 INDEX LINKED MC ST21 EUR	0.3	24
IT0005436701	BTP TF 0,15% MG51 EUR	52.7	1 334	XS1586107101	SG SUSTAINABLE MC IND LINK DC22 USD	0.2	17

EQUITY LINKED - AUGUST 2021				OTHERS (*) - AUGUST 2021			
ISIN	DESC	eur m	TRADES	ISIN	DESC	eur m	TRADES
				CH0460899674	CS OC FD LINK ST22 USD	0.2	4
				XS1649517742	CS OC FD LINK NV21 USD	0.1	5
				CH0460907329	CS OC FD LINK AP22 USD	0.1	3
				CH0493463738	CS OC COM LINK FB23 USD	0.1	2
				XS2114121192	GS FIN CORP TF MG25 EUR	0.1	8

(*) Fund Linked, Commodity Linked and Currency Linked are included

News

In August, on MOT market 2 Italian Government bonds and 8 instruments were listed; whereas on the ExtraMOT market 3 instruments were listed. Here below the list of financial instruments admitted to trading on the ExtraMOT Professional Segments of ExtraMOT market at request of the issuer:

Sideralba S.p.A. - 1,75% 2021 - 2027 (Sideralba S.p.A. - 1,75% 2021 - 2027)
M.T. Ricci S.R.L. - Tasso Fisso 2,30% - 2027 (M.T. Ricci S.R.L. - Tasso Fisso 2,30% - 2027)
GeneralFinance S.p.A. - Commercial Paper due on 08/11/2021 (GeneralFinance S.p.A. - Commercial Paper due on 08/11/2021)

Markets Analysis

Piazza degli Affari, 6 - 20123 Milano

T. +39 02 724261 | Fax +39 02 8646 4323

e-mail: markets_analysis@borsaitaliana.itwww.borsaitaliana.it

This publication is for information purposes only and is not a recommendation to engage in investment activities. This publication is provided "as is" without representation or warranty of any kind. Whilst all reasonable care has been taken to ensure the accuracy of the content, Euronext does not guarantee its accuracy or completeness. Euronext will not be held liable for any loss or damages of any nature ensuing from using, trusting or acting on information provided. No information set out or referred to in this publication shall form the basis of any contract. The creation of rights and obligations in respect of financial products that are traded on the exchanges operated by Euronext's subsidiaries shall depend solely on the applicable rules of the market operator. All proprietary rights and interest in or connected with this publication shall vest in Euronext. No part of it may be redistributed or reproduced in any form without the prior written permission of Euronext. Euronext disclaims any duty to update this information. Euronext refers to Euronext N.V. and its affiliates. Information regarding trademarks and intellectual property rights of Euronext is located at www.euronext.com/terms-use.