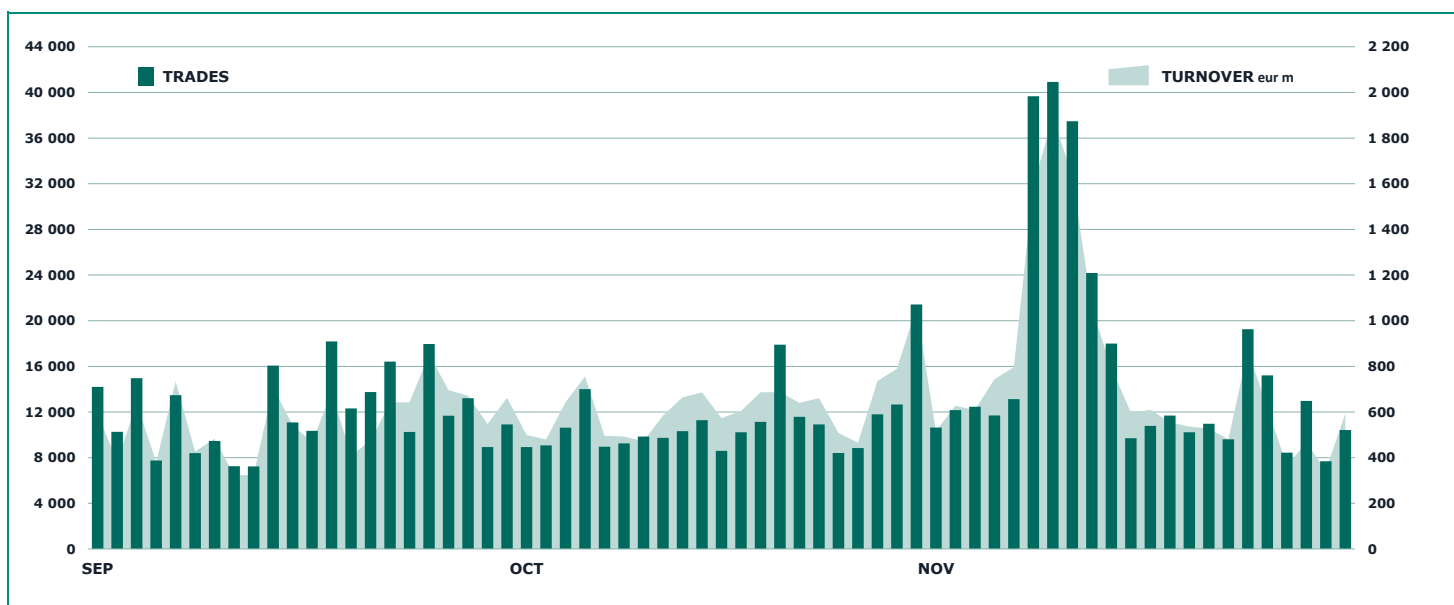
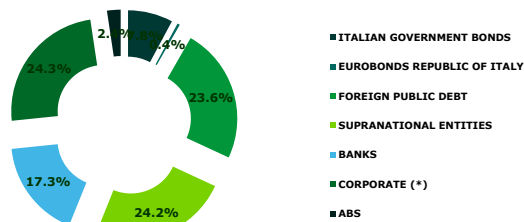


**Fixed Income Statistics**
**November 2021**
**FIXED INCOME DAILY TURNOVER**

**MAIN INDICATORS**

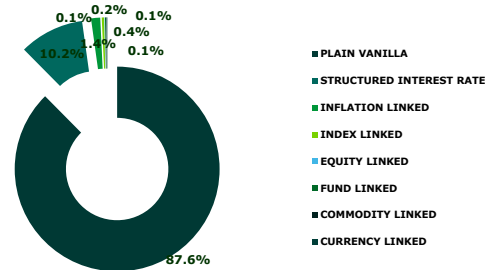
	LISTING					TRADING						
	DEC 2020		OCTOBER 2021		NOVEMBER 2021		OCTOBER 2021		NOVEMBER 2021		JAN - NOV 2021	
	LISTED END of MONTH	LISTED END of MONTH	NEW LISTED BEGIN of JAN 2021	LISTED END of MONTH	NEW LISTED BEGIN of JAN 2021	TRADES number	TURNOVER eur m	TRADES number	TURNOVER eur m	TRADES number	TURNOVER eur m	
<b>MARKET SEGMENTS</b>												
DMOT - ITALIAN GOVERNMENT BONDS:	152	158	37	159	41	185 171	12 011.3	298 962	15 934.1	2 350 355	140 958.7	
DMOT - BONDS	79	59	1	57	1	6 900	101.6	7 346	108.2	78 072	1 221.4	
EUROMOT	1 084	1 172	228	1 175	240	42 993	1 035.5	50 561	759.6	437 247	7 990.0	
EXTRAMOT	814	641	62	637	68	431	31.5	412	24.3	5 621	363.0	
of which BONDS IN DISTRIBUTION	-	2	7	-	7	2 277	352.4	248	7.6	3 198	853.9	
<b>TOTAL</b>	<b>2 129</b>	<b>2 030</b>	<b>328</b>	<b>2 028</b>	<b>350</b>	<b>235 495</b>	<b>13 179.9</b>	<b>357 281</b>	<b>16 826.2</b>	<b>2 871 295</b>	<b>150 533.0</b>	
<b>ISSUERS</b>												
ITALIAN GOVERNMENT BONDS	152	158	37	159	41	185 171	12 011.3	298 962	15 934.1	2 350 355	140 958.7	
EUROBONDS REPUBLIC OF ITALY	7	9	2	9	2	1 570	98.4	1 908	99.5	19 683	1 051.4	
FOREIGN PUBLIC DEBT	489	481	61	479	62	10 592	194.9	11 455	199.7	108 749	2 027.4	
SUPRANATIONAL ENTITIES	428	483	127	491	137	18 650	245.7	22 907	271.0	192 935	2 549.2	
BANKS	410	359	41	350	42	8 452	143.9	9 652	154.1	108 022	1 835.9	
CORPORATE (*)	612	492	41	492	47	11 060	485.7	12 397	167.6	91 551	2 110.5	
ABS	31	48	19	48	19	-	-	-	-	-	-	
<b>TOTAL</b>	<b>2 129</b>	<b>2 030</b>	<b>328</b>	<b>2 028</b>	<b>350</b>	<b>235 495</b>	<b>13 179.9</b>	<b>357 281</b>	<b>16 826.2</b>	<b>2 871 295</b>	<b>150 533.0</b>	
(*) BOC and BOP are included												
<b>TYPE OF STRUCTURE</b>												
PLAIN VANILLA	1 728	1 636	276	1 637	294	41 228	1 043.1	46 771	727.5	409 333	8 020.2	
STRUCTURED INTEREST RATE	194	191	12	191	12	8 412	113.3	10 771	147.8	104 299	1 396.5	
INFLATION LINKED	28	28	3	27	3	430	7.7	518	11.5	4 340	103.2	
INDEX LINKED	19	9	-	7	-	207	3.3	224	4.2	2 413	37.3	
EQUITY LINKED	1	1	-	1	-	-	-	-	-	-	-	
FUND LINKED	4	4	-	3	-	30	1.0	22	1.0	310	14.6	
COMMODITY LINKED	1	1	-	1	-	5	0.2	4	0.1	42	1.2	
CURRENCY LINKED	2	2	-	2	-	12	0.0	9	0.0	203	1.3	
ITALIAN GOVERNMENT BONDS	152	158	37	159	41	185 171	12 011.3	298 962	15 934.1	2 350 355	140 958.7	
<b>TOTAL</b>	<b>2 129</b>	<b>2 030</b>	<b>328</b>	<b>2 028</b>	<b>350</b>	<b>235 495</b>	<b>13 179.9</b>	<b>357 281</b>	<b>16 826.2</b>	<b>2 871 295</b>	<b>150 533.0</b>	

## FOCUS ON LISTED BONDS - END OF MONTH

## LISTING BY ISSUERS



## LISTING BY TYPE OF STRUCTURE



Italian Government Bonds are not included

## ISSUERS - MOST TRADED BONDS IN TERMS OF TURNOVER

ITALIAN GOVERNMENT BONDS - NOVEMBER 2021				FOREIGN PUBLIC DEBT - NOVEMBER 2021			
ISIN	DESC	eur m	TRADES	ISIN	DESC	eur m	TRADES
IT0005466351	BTP FUTURA NV33 EUR	3 323.4	92 933	XS2109813142	ROMANIA TF 3,375% GE50 EUR	17.3	1 522
IT0005441883	BTP TF 2,15% MZ72 EUR	1 340.5	39 073	XS2258400162	ROMANIA TF 2,625% DC40 EUR	8.3	657
IT0005425233	BTP TF 1,7% ST51 EUR	1 241.6	28 090	FR0014001NN8	OAT TF 0,5% MG72 EUR	7.3	336
IT0005410912	BTP ITALIA MG25 EUR	553.4	10 506	XS1085735899	PORTUGAL TF 5,125% OT24 USD	7.0	422
IT0005217390	BTP TF 2,8% MZ67 EUR	473.0	12 313	DE0001102564	BUND TF 0% AG31 EUR	6.4	36
EUROBONDS REPUBLIC OF ITALY - NOVEMBER 2021				SUPRANATIONAL ENTITIES - NOVEMBER 2021			
ISIN	DESC	eur m	TRADES	ISIN	DESC	eur m	TRADES
US465410BZ07	ITALY TF 4% OT49 USD	30.8	141	XS1115184753	EIB TF 9,25% OT24 TRY	11.9	2 005
US465410BG26	ITALY 33USD 5,375	24.4	1 219	XS1167524922	EIB TF 8,125% DC26 ZAR	11.3	452
US465410BY32	ITALY TF 2,875% OT29 USD	18.9	83	XS0070553820	EIB NV26 ZC USD	6.8	283
US465410CA47	ITALY TF 1,25% FB26 USD	6.5	27	XS1791714147	WORLD BANK SUSTAINABLE TF 12% M223 TRY	6.7	1 021
US465410CC03	ITALY TF 3,875% MG51 USD	6.3	23	XS1507486584	EIB TF NV26 CALL USD	6.5	380
BANKS - NOVEMBER 2021				CORPORATE - NOVEMBER 2021			
ISIN	DESC	eur m	TRADES	ISIN	DESC	eur m	TRADES
IT0005127508	MEDIOBANCA VALORE TV FLOOR SUBT2 ST25EU	9.6	634	XS2395580892	ALERION GREEN TF 2,25% NV27 CALL EUR	34.3	2 651
IT0005120313	BANCO BPM TV EUR3M+4,375 LG22 SUB TIER2	9.1	703	IT0005374043	CDP MC GN26 EUR	29.5	1 682
IT0005412256	INTSANPAOLO TV EUR3M+4,05 GN27 SUB TIER2	7.4	25	XS2393520734	OVS SLB TF 2,25% NV27 CALL EUR	24.5	1 458
IT0001200390	COMIT-98/28 ZC	6.4	416	XS2377768366	WIIT TF 2,375% OT26 CALL EUR	18.1	1 102
XS2241390983	INTSANPAOLO TF 2,1% NV30 USD	6.3	923	IT0005333627	ALERION CLEAN POWER TF DC24 CALL EUR	7.0	648

## TYPE OF STRUCTURE - MOST TRADED BONDS IN TERMS OF TURNOVER

PLAIN VANILLA - NOVEMBER 2021				STRUCTURED INTEREST RATE - NOVEMBER 2021			
ISIN	DESC	eur m	TRADES	ISIN	DESC	eur m	TRADES
IT0005441883	BTP TF 2,15% MZ72 EUR	1 340.5	39 073	IT0005466351	BTP FUTURA NV33 EUR	3 323.4	92 933
IT0005425233	BTP TF 1,7% ST51 EUR	1 241.6	28 090	IT0005425761	BTP FUTURA NV28 EUR	213.7	4 235
IT0005217390	BTP TF 2,8% MZ67 EUR	473.0	12 313	IT0005415291	BTP FUTURA LG30 EUR	143.4	3 670
IT0005433195	BTP TF 0,95% MZ37 EUR	417.1	9 018	IT0005442097	BTP FUTURA AP37 EUR	142.5	4 902
IT0005438004	BTPGREEN 1,5%AP45EUR	327.3	8 033	IT0005374043	CDP MC GN26 EUR	29.5	1 682
INFLATION LINKED - NOVEMBER 2021				INDEX LINKED - NOVEMBER 2021			
ISIN	DESC	eur m	TRADES	ISIN	DESC	eur m	TRADES
IT0005410912	BTP ITALIA MG25 EUR	553.4	10 506	XS1233613188	WORLD BANK MC LG23 USD GREEN GROWTH B	2.0	125
IT0005436701	BTP1 TF 0,15% MG51 EUR	191.4	2 841	XS1917880285	WORLDBANK SUSTAINABLE MC INDLINK DC23L	0.9	43
IT0005388175	BTP ITALIA OT27 EUR	159.4	2 247	IT0005122830	MEDIOBANCA MB45 MC IND LINK ST22 EUR	0.4	17
IT0005332835	BTP ITALIA MG26 EUR	151.2	2 734	IT0004924004	MEDIOBANCA SINTESI T MISTO MC NV21 EUR	0.4	12
IT0005253676	BTP ITALIA MG23 EUR	126.1	1 455	XS1586107101	SG SUSTAINABLE MC IND LINK DC22 USD	0.2	15
EQUITY LINKED - NOVEMBER 2021				OTHERS (*) - NOVEMBER 2021			
ISIN	DESC	eur m	TRADES	ISIN	DESC	eur m	TRADES
				CH0460899674	CS OC FD LINK ST22 USD	0.7	14
				CH0491326630	CS OC FD LINK MZ23 USD	0.3	7
				CH0493463738	CS OC COM LINK FB23 USD	0.1	4
				XS2114121192	GS FIN CORP TF MG25 EUR	0.0	8
				CH0460907329	CS OC FD LINK AP22 USD	0.0	1

(\*) Fund Linked, Commodity Linked and Currency Linked are included

## News

In November, on MOT market 4 Italian Government bonds and 12 instruments were listed; whereas on the ExtraMOT market 6 instruments were listed. Here below the list of financial instruments admitted to trading on the ExtraMOT Professional Segments of ExtraMOT market at request of the issuer:

Il Sole 24 Ore S.p.A. €45,000,000 4.950 per cent. Notes due July 2028 (XS2335600110)  
 A2A S.p.A. Issue of €500,000,000 1.000 per cent. Fixed Rate Notes due 2 November 2033 (XS2403533263)  
 GeneralFinance S.p.A. - Commercial Paper due on 06/02/2022 (IT0005466278)  
 Clemme Alimentari TF 4,75% 2021-2028 Amort Eur (IT0005460925)  
 Star7 TF 4,75% 2021-2028 Amort Eur (IT0005460917)  
 Star7 TF 4,75% Oct28 Amort Eur (IT0005460909)

## Markets Analysis

Piazza degli Affari, 6 - 20123 Milano

T. +39 02 724261 | Fax +39 02 8646 4323

e-mail: [markets\\_analysis@borsaitaliana.it](mailto:markets_analysis@borsaitaliana.it)[www.borsaitaliana.it](http://www.borsaitaliana.it)

This publication is for information purposes only and is not a recommendation to engage in investment activities. This publication is provided "as is" without representation or warranty of any kind. Whilst all reasonable care has been taken to ensure the accuracy of the content, Euronext does not guarantee its accuracy or completeness. Euronext will not be held liable for any loss or damages of any nature ensuing from using, trusting or acting on information provided. No information set out or referred to in this publication shall form the basis of any contract. The creation of rights and obligations in respect of financial products that are traded on the exchanges operated by Euronext's subsidiaries shall depend solely on the applicable rules of the market operator. All proprietary rights and interest in or connected with this publication shall vest in Euronext. No part of it may be redistributed or reproduced in any form without the prior written permission of Euronext. Euronext disclaims any duty to update this information. Euronext refers to Euronext N.V. and its affiliates. Information regarding trademarks and intellectual property rights of Euronext is located at [www.euronext.com/terms-use](http://www.euronext.com/terms-use).