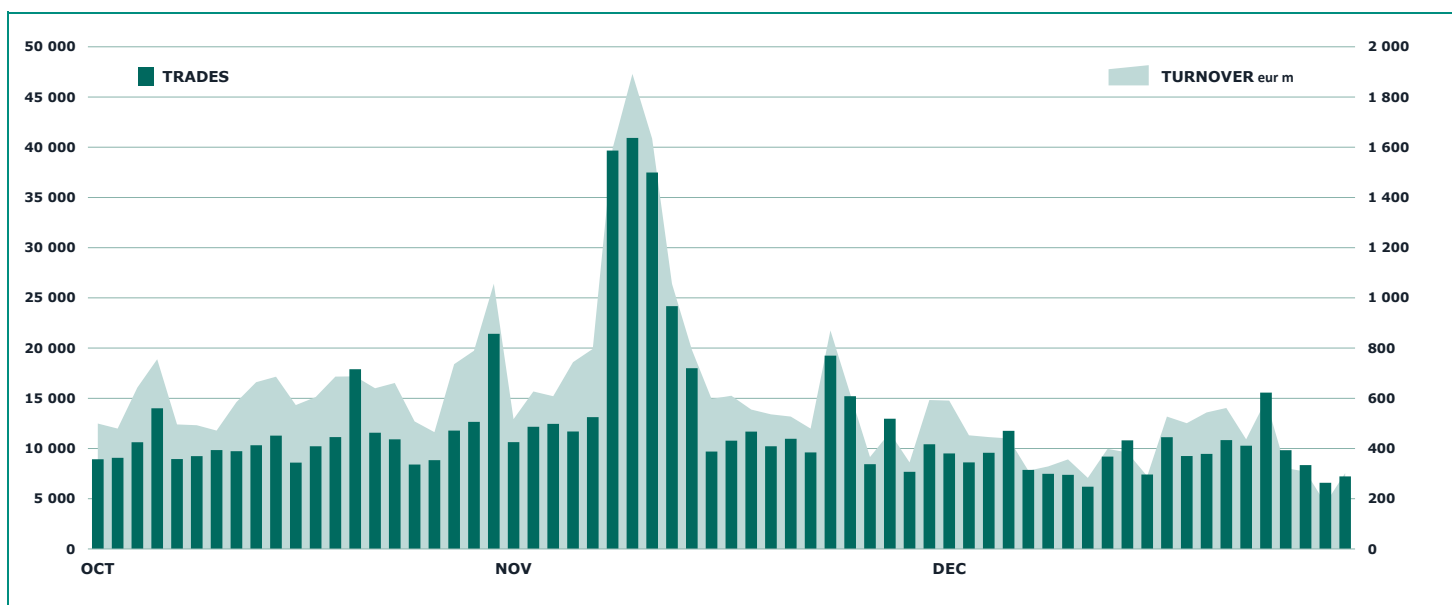
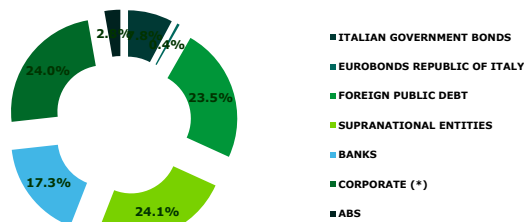


**Fixed Income Statistics**
**December 2021**
**FIXED INCOME DAILY TURNOVER**

**MAIN INDICATORS**

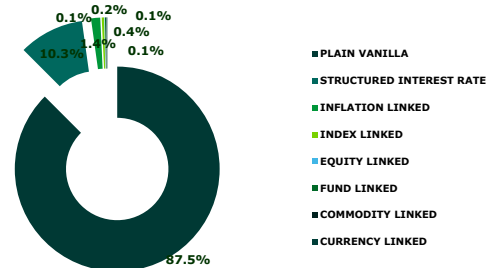
|                                  | LISTING      |              |                   |              |                   | TRADING        |                 |                |                |                  |                  |  |
|----------------------------------|--------------|--------------|-------------------|--------------|-------------------|----------------|-----------------|----------------|----------------|------------------|------------------|--|
|                                  | DEC 2020     |              | NOVEMBER 2021     |              | DECEMBER 2021     |                | NOVEMBER 2021   |                | DECEMBER 2021  |                  | JAN - DEC 2021   |  |
|                                  | LISTED       | LISTED       | NEW LISTED        | LISTED       | NEW LISTED        | TRADES         | TURNOVER        | TRADES         | TURNOVER       | TRADES           | TURNOVER         |  |
|                                  | END of MONTH | END of MONTH | BEGIN of JAN 2021 | END of MONTH | BEGIN of JAN 2021 | number         | eur m           | number         | eur m          | number           | eur m            |  |
| <b>MARKET SEGMENTS</b>           |              |              |                   |              |                   |                |                 |                |                |                  |                  |  |
| DMOT - ITALIAN GOVERNMENT BONDS: | 152          | 159          | 41                | 158          | 43                | 298 962        | 15 934.1        | 151 218        | 7 979.5        | 2 501 573        | 148 938.2        |  |
| DMOT - BONDS                     | 79           | 57           | 1                 | 57           | 1                 | 7 346          | 108.2           | 4 535          | 73.6           | 82 607           | 1 295.0          |  |
| EUROMOT                          | 1 084        | 1 175        | 240               | 1 169        | 247               | 50 561         | 759.6           | 38 251         | 484.2          | 475 498          | 8 474.1          |  |
| EXTRAMOT                         | 814          | 637          | 68                | 638          | 80                | 412            | 24.3            | 333            | 20.3           | 5 954            | 383.3            |  |
| of which BONDS IN DISTRIBUTION   | -            | -            | 7                 | -            | 7                 | 248            | 7.6             | -              | -              | 3 198            | 853.9            |  |
| <b>TOTAL</b>                     | <b>2 129</b> | <b>2 028</b> | <b>350</b>        | <b>2 022</b> | <b>371</b>        | <b>357 281</b> | <b>16 826.2</b> | <b>194 337</b> | <b>8 557.6</b> | <b>3 065 632</b> | <b>159 090.6</b> |  |
| <b>ISSUERS</b>                   |              |              |                   |              |                   |                |                 |                |                |                  |                  |  |
| ITALIAN GOVERNMENT BONDS         | 152          | 159          | 41                | 158          | 43                | 298 962        | 15 934.1        | 151 218        | 7 979.5        | 2 501 573        | 148 938.2        |  |
| EUROBONDS REPUBLIC OF ITALY      | 7            | 9            | 2                 | 9            | 2                 | 1 908          | 99.5            | 1 573          | 61.5           | 21 256           | 1 112.8          |  |
| FOREIGN PUBLIC DEBT              | 489          | 479          | 62                | 476          | 62                | 11 455         | 199.7           | 10 835         | 156.4          | 119 584          | 2 183.7          |  |
| SUPRANATIONAL ENTITIES           | 428          | 491          | 137               | 488          | 143               | 22 907         | 271.0           | 17 717         | 162.4          | 210 652          | 2 711.6          |  |
| BANKS                            | 410          | 350          | 42                | 350          | 43                | 9 652          | 154.1           | 6 804          | 106.4          | 114 826          | 1 942.3          |  |
| CORPORATE (*)                    | 612          | 492          | 47                | 485          | 51                | 12 397         | 167.6           | 6 190          | 91.4           | 97 741           | 2 201.9          |  |
| ABS                              | 31           | 48           | 19                | 56           | 27                | -              | -               | -              | -              | -                | -                |  |
| <b>TOTAL</b>                     | <b>2 129</b> | <b>2 028</b> | <b>350</b>        | <b>2 022</b> | <b>371</b>        | <b>357 281</b> | <b>16 826.2</b> | <b>194 337</b> | <b>8 557.6</b> | <b>3 065 632</b> | <b>159 090.6</b> |  |
| (*) BOC and BOP are included     |              |              |                   |              |                   |                |                 |                |                |                  |                  |  |
| <b>TYPE OF STRUCTURE</b>         |              |              |                   |              |                   |                |                 |                |                |                  |                  |  |
| PLAIN VANILLA                    | 1 728        | 1 637        | 294               | 1 631        | 311               | 46 771         | 727.5           | 34 753         | 477.4          | 444 086          | 8 497.6          |  |
| STRUCTURED INTEREST RATE         | 194          | 191          | 12                | 192          | 14                | 10 771         | 147.8           | 7 775          | 91.4           | 112 074          | 1 487.9          |  |
| INFLATION LINKED                 | 28           | 27           | 3                 | 27           | 3                 | 518            | 11.5            | 455            | 7.2            | 4 795            | 110.4            |  |
| INDEX LINKED                     | 19           | 7            | -                 | 7            | -                 | 224            | 4.2             | 109            | 1.6            | 2 522            | 38.8             |  |
| EQUITY LINKED                    | 1            | 1            | -                 | 1            | -                 | -              | -               | -              | -              | -                | -                |  |
| FUND LINKED                      | 4            | 3            | -                 | 3            | -                 | 22             | 1.0             | 12             | 0.5            | 322              | 15.1             |  |
| COMMODITY LINKED                 | 1            | 1            | -                 | 1            | -                 | 4              | 0.1             | 2              | 0.1            | 44               | 1.2              |  |
| CURRENCY LINKED                  | 2            | 2            | -                 | 2            | -                 | 9              | 0.0             | 13             | 0.1            | 216              | 1.4              |  |
| ITALIAN GOVERNMENT BONDS         | 152          | 159          | 41                | 158          | 43                | 298 962        | 15 934.1        | 151 218        | 7 979.5        | 2 501 573        | 148 938.2        |  |
| <b>TOTAL</b>                     | <b>2 129</b> | <b>2 028</b> | <b>350</b>        | <b>2 022</b> | <b>371</b>        | <b>357 281</b> | <b>16 826.2</b> | <b>194 337</b> | <b>8 557.6</b> | <b>3 065 632</b> | <b>159 090.6</b> |  |

## FOCUS ON LISTED BONDS - END OF MONTH

## LISTING BY ISSUERS



## LISTING BY TYPE OF STRUCTURE



Italian Government Bonds are not included

## ISSUERS - MOST TRADED BONDS IN TERMS OF TURNOVER

| ITALIAN GOVERNMENT BONDS - DECEMBER 2021    |   |       |        | FOREIGN PUBLIC DEBT - DECEMBER 2021    |  |       |        |
|---|---|-------|--------|--|--|-------|--------|
| ISIN  | DESC                                    | eur m | TRADES | ISIN                                   | DESC                                   | eur m | TRADES |
| IT0005425233                                | BTP TF 1,7% ST51 EUR                    | 955.0 | 24 888 | XS2109813142                           | ROMANIA TF 3,375% GE50 EUR             | 14.2  | 1 171  |
| IT0005441883                                | BTP TF 2,15% MZ72 EUR                   | 744.4 | 21 463 | AT0000A2HLC4                           | AUSTRIA TF 0,85% GN2120 EUR            | 5.4   | 358    |
| IT0005433195                                | BTP TF 0,95% MZ37 EUR                   | 359.7 | 8 173  | XS2201851685                           | ROMANIA TF 4% FB51 USD                 | 5.0   | 373    |
| IT0005217390                                | BTP TF 2,8% MZ67 EUR                    | 349.9 | 9 463  | FR0014001NN8                           | OAT TF 0,5% MG72 EUR                   | 4.8   | 367    |
| IT0005410912                                | BTP ITALIA MG25 EUR                     | 305.8 | 5 900  | XS2330514899                           | ROMANIA TF 2,75% AP41 EUR              | 4.8   | 414    |
| EUROBONDS REPUBLIC OF ITALY - DECEMBER 2021 |   |       |        | SUPRANATIONAL ENTITIES - DECEMBER 2021 |  |       |        |
| ISIN  | DESC                                    | eur m | TRADES | ISIN                                   | DESC                                   | eur m | TRADES |
| US465410BG26                                | ITALY 33USD 5,375                       | 22.1  | 1 128  | XS1115184753                           | EIB TF 9,25% OT24 TRY                  | 6.1   | 1 627  |
| US465410BZ07                                | ITALY TF 4% OT49 USD                    | 15.3  | 74     | XS0318345971                           | EIB ZC ST22 TRY                        | 4.9   | 877    |
| XS0098449456                                | ITALY 29EUR FRN                         | 5.6   | 124    | XS1507486584                           | EIB TF NV26 CALL USD                   | 4.4   | 309    |
| US465410BY32                                | ITALY TF 2,875% OT29 USD                | 5.6   | 29     | XS1791714147                           | WORLD BANK SUSTAINABLE TF 12% MZ23 TRY | 4.2   | 1 013  |
| US465410CC03                                | ITALY TF 3,875% MG51 USD                | 5.4   | 27     | XS1574041999                           | EIB TF 10% MZ22 TRY                    | 3.1   | 595    |
| BANKS - DECEMBER 2021                       |   |       |        | CORPORATE - DECEMBER 2021              |  |       |        |
| ISIN  | DESC                                    | eur m | TRADES | ISIN                                   | DESC                                   | eur m | TRADES |
| IT0004917842                                | MEDIOBANCA TF 5,75% AP23 LT2 EUR        | 9.2   | 346    | IT0005374043                           | CDP MC GN26 EUR                        | 17.6  | 957    |
| IT0005127508                                | MEDIOBANCA VALORE TV FLOOR SUBT2 ST25EU | 7.7   | 584    | XS2393520734                           | OVS SLB TF 2,25% NV27 CALL EUR         | 10.3  | 591    |
| IT0005120313                                | BANCO BPM TV EUR3M+4,375 LG22 SUB TIER2 | 7.6   | 497    | XS2395580892                           | ALERION GREEN TF 2,25% NV27 CALL EUR   | 10.2  | 744    |
| XS2395954998                                | INTSANPAOLO TF 2,5% OT31 USD            | 5.2   | 310    | XS237768366                            | WIIT TF 2,375% OT26 CALL EUR           | 10.0  | 435    |
| XS2241390983                                | INTSANPAOLO TF 2,1% NV30 USD            | 5.1   | 688    | IT0005090995                           | CDP MC MZ22 EUR                        | 6.6   | 230    |

## TYPE OF STRUCTURE - MOST TRADED BONDS IN TERMS OF TURNOVER

| PLAIN VANILLA - DECEMBER 2021    |                        |       |        | STRUCTURED INTEREST RATE - DECEMBER 2021 |  |       |        |
|----------------------------------|------------------------|-------|--------|--|--|-------|--------|
| ISIN                             | DESC                   | eur m | TRADES | ISIN                                     | DESC                                   | eur m | TRADES |
| IT0005425233                     | BTP TF 1,7% ST51 EUR   | 955.0 | 24 888 | IT0005442097                             | BTP FUTURA AP37 EUR                    | 113.0 | 3 314  |
| IT0005441883                     | BTP TF 2,15% MZ72 EUR  | 744.4 | 21 463 | IT0005425761                             | BTP FUTURA NV28 EUR                    | 102.4 | 2 248  |
| IT0005433195                     | BTP TF 0,95% MZ37 EUR  | 359.7 | 8 173  | IT0005466351                             | BTP FUTURA NV33 EUR                    | 83.6  | 2 193  |
| IT0005217390                     | BTP TF 2,8% MZ67 EUR   | 349.9 | 9 463  | IT0005415291                             | BTP FUTURA LG30 EUR                    | 71.4  | 2 016  |
| IT0005438004                     | BTPGREEN 1,5%AP45EUR   | 235.3 | 6 896  | IT0005374043                             | CDP MC GN26 EUR                        | 17.6  | 957    |
| INFLATION LINKED - DECEMBER 2021 |                        |       |        | INDEX LINKED - DECEMBER 2021             |  |       |        |
| ISIN                             | DESC                   | eur m | TRADES | ISIN                                     | DESC                                   | eur m | TRADES |
| IT0005410912                     | BTP ITALIA MG25 EUR    | 305.8 | 5 900  | XS1233613188                             | WORLD BANK MC LG23 USD GREEN GROWTH B  | 1.1   | 73     |
| IT0005332835                     | BTP ITALIA MG26 EUR    | 152.4 | 2 393  | XS1917880285                             | WORLDBANK SUSTAINABLE MC INDLINK DC23L | 0.3   | 17     |
| IT0005105843                     | BTP ITALIA AP23 EUR    | 108.1 | 913    | XS1586107101                             | SG SUSTAINABLE MC IND LINK DC22 USD    | 0.1   | 8      |
| IT0005436701                     | BTP1 TF 0,15% MG51 EUR | 104.8 | 1 779  | IT0005122830                             | MEDIOBANCA MB45 MC IND LINK ST22 EUR   | 0.1   | 7      |
| IT0005312142                     | BTP ITALIA NV23 EUR    | 103.1 | 1 267  | IT0005127151                             | MEDIOBANCA MB46 MC IND LINK OT22 EUR   | 0.0   | 4      |
| EQUITY LINKED - DECEMBER 2021    |                        |       |        | OTHERS (*) - DECEMBER 2021               |  |       |        |
| ISIN                             | DESC                   | eur m | TRADES | ISIN                                     | DESC                                   | eur m | TRADES |
|                                  |                        |       |        | CH0460899674                             | CS OC FD LINK ST22 USD                 | 0.3   | 8      |
|                                  |                        |       |        | CH0491326630                             | CS OC FD LINK MZ23 USD                 | 0.1   | 3      |
|                                  |                        |       |        | XS2114121192                             | GS FIN CORP TF MG25 EUR                | 0.1   | 13     |
|                                  |                        |       |        | CH0493463738                             | CS OC COM LINK FB23 USD                | 0.1   | 2      |
|                                  |                        |       |        | CH0460907329                             | CS OC FD LINK AP22 USD                 | 0.0   | 1      |

(\*) Fund Linked, Commodity Linked and Currency Linked are included

## News

In December, on MOT market 2 Italian Government bonds and 7 instruments were listed; whereas on the ExtraMOT market 12 instruments were listed. Here below the list of financial instruments admitted to trading on the ExtraMOT Professional Segments of ExtraMOT market at request of the issuer:

Brera Sec S.r.l. Euro 6,940,000,000 Class A Residential Mortgage Backed Floating Rate Notes due May 2072 (IT0005467698)  
 Green Lucca S.p.A. € 72,300,000.00 Fixed Rate Senior Secured Green Bond (IT0005473308)  
 HVL Bolzano S.r.l. € 308,000,000 Series 2021-1-A Asset Backed Floating Rate Notes due October 2050 (IT0005474132)  
 HVL Bolzano S.r.l. € 80,000,000 Series 2021-1-B Asset Backed Floating Rate Notes due October 2050 (IT0005474140)  
 Minibond Short Term 30.09.2022 - Commerciale Tubi Acciaio S.p.A. - T.F. 4% - Secured 90% Garanzia Italia - Callable (IT0005474322)  
 Lanterna Finance S.r.l. Euro 425,000,000 Class A1 Asset Backed Notes due January 2061 (IT0005473910)  
 Lanterna Finance S.r.l. Euro 75,000,000 Class A2 Asset Backed Notes due January 2061 (IT0005473928)

Minibond Short Term Attilio Carmagnani "AC" S.p.A. 07.04.2022 - Callable - Securable 90% MCC (IT0005451049)  
 ISC -5% 2021 - 2026 (IT0005473886)  
 Igloo SPV S.r.l. Euro 105,300,000 Class A1 Asset Backed Partly Paid Floating Rate Notes due December 2031 (IT0005473241)  
 Igloo SPV S.r.l. Euro 29,400,000 Class A2 Asset Backed Partly Paid Floating Rate Notes due December 2031 (IT0005473258)  
 Igloo SPV S.r.l. Euro 23,300,000 Class B Asset Backed Partly Paid Floating Rate Notes due December 2031 (IT0005473266)

Markets Analysis  
 Piazza degli Affari, 6 - 20123 Milano  
 T +39 02 724261 | Fax +39 02 8646.4323  
 e-mail: markets\_analysis@borsaitaliana.it  
 www.borsaitaliana.it

This publication is for information purposes only and is not a recommendation to engage in investment activities. This publication is provided "as is" without representation or warranty of any kind. Whilst all reasonable care has been taken to ensure the accuracy of the content, Euronext does not guarantee its accuracy or completeness. Euronext will not be held liable for any loss or damages of any nature ensuing from using, trusting or acting on information provided. No information set out or referred to in this publication shall form the basis of any contract. The creation of rights and obligations in respect of financial products that are traded on the exchanges operated by Euronext's subsidiaries shall depend solely on the applicable rules of the market operator. All proprietary rights and interest in or connected with this publication shall vest in Euronext. No part of it may be redistributed or reproduced in any form without the prior written permission of Euronext. Euronext disclaims any duty to update this information. Euronext refers to Euronext N.V. and its affiliates. Information regarding trademarks and intellectual property rights of Euronext is located at [www.euronext.com/terms-use](http://www.euronext.com/terms-use).

