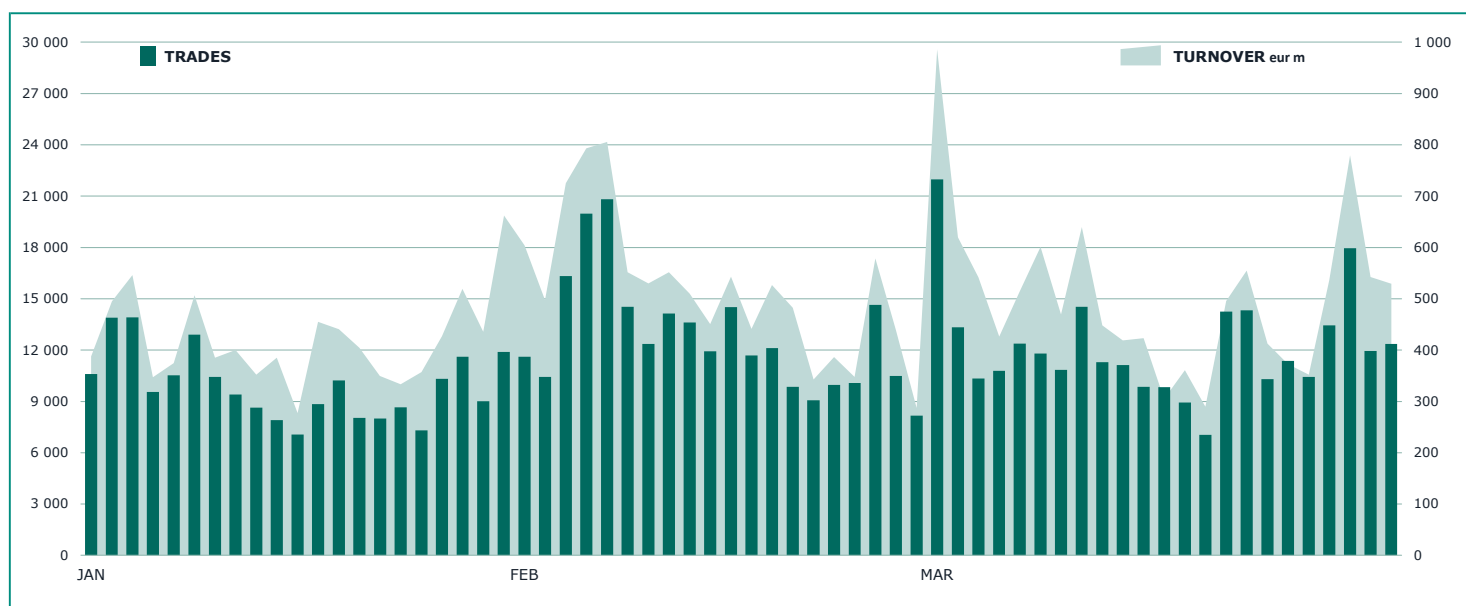


Fixed Income Statistics

March 2022

FIXED INCOME DAILY TURNOVER

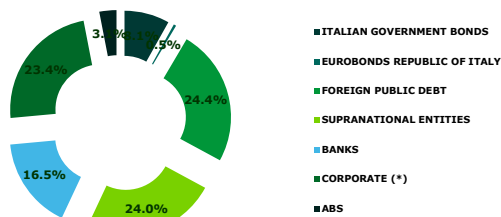


MAIN INDICATORS

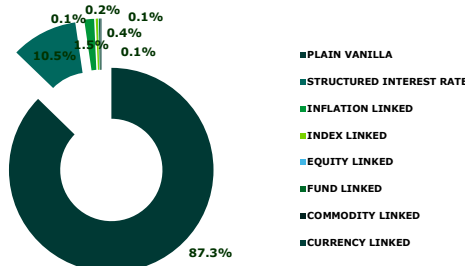
	LISTING					TRADING						
	DEC 2021		FEBRUARY 2022		MARCH 2022		FEBRUARY 2022		MARCH 2022		JAN-MAR 2022	
	LISTED END OF MONTH	LISTED END OF MONTH	NEW LISTED BEGIN of JAN 2022	NEW LISTED END OF MONTH	LISTED END OF MONTH	NEW LISTED BEGIN of JAN 2022	TRADES number	TURNOVER eur m	TRADES number	TURNOVER eur m	TRADES number	TURNOVER eur m
MARKET SEGMENTS												
DMOT - ITALIAN GOVERNMENT BONDS	158	161	8	161	11	204 411	9 681.8	224 875	10 819.1	595 164	28 717.5	
DMOT - BONDS	57	53	-	51	-	6 203	78.9	5 641	68.6	16 404	206.3	
EUROMOT	1 169	1 181	39	1 170	47	45 218	611.2	49 135	700.7	132 280	1 854.6	
EXTRAMOT	638	621	7	615	17	473	23.9	798	31.2	1 626	79.8	
<i>of which BONDS IN DISTRIBUTION</i>	-	-	1	-	1	-	-	-	-	-	-	
TOTAL	2 022	2 016	54	1 997	75	256 305	10 395.8	280 449	11 619.6	745 474	30 858.3	
ISSUERS												
ITALIAN GOVERNMENT BONDS	158	161	8	161	11	204 411	9 681.8	224 875	10 819.1	595 164	28 717.5	
EUROBONDS REPUBLIC OF ITALY	9	9	-	9	-	1 910	73.8	2 367	78.5	6 187	218.7	
FOREIGN PUBLIC DEBT	476	493	23	488	24	15 875	220.3	14 989	233.6	43 236	632.8	
SUPRANATIONAL ENTITIES	488	484	11	480	18	16 114	191.5	19 509	250.8	50 482	622.9	
BANKS	350	337	4	330	5	9 088	127.0	10 613	148.0	27 288	392.8	
CORPORATE (*)	485	476	8	468	17	8 907	101.4	8 096	89.6	23 117	273.4	
ABS	56	56	-	61	-	-	-	-	-	-	-	
TOTAL	2 022	2 016	54	1 997	75	256 305	10 395.8	280 449	11 619.6	745 474	30 858.3	
(*) BOC and BOP are included												
TYPE OF STRUCTURE												
PLAIN VANILLA	1 631	1 621	42	1 602	60	43 386	614.5	45 463	680.4	123 052	1 821.6	
STRUCTURED INTEREST RATE	192	192	3	192	3	7 849	89.0	9 260	105.3	25 167	283.4	
INFLATION LINKED	27	28	1	28	1	500	7.7	574	11.3	1 518	26.6	
INDEX LINKED	7	7	-	7	-	116	1.4	236	3.1	465	6.5	
EQUITY LINKED	1	1	-	1	-	-	-	-	-	-	-	
FUND LINKED	3	3	-	3	-	10	1.2	6	0.2	29	1.9	
COMMODITY LINKED	1	1	-	1	-	1	0.0	2	0.0	11	0.3	
CURRENCY LINKED	2	2	-	2	-	32	0.2	33	0.2	68	0.4	
ITALIAN GOVERNMENT BONDS	158	161	8	161	11	204 411	9 681.8	224 875	10 819.1	595 164	28 717.5	
TOTAL	2 022	2 016	54	1 997	75	256 305	10 395.8	280 449	11 619.6	745 474	30 858.3	

FOCUS ON LISTED BONDS - END OF MONTH

LISTING BY ISSUERS



LISTING BY TYPE OF STRUCTURE



Italian Government Bonds are not included

ISSUERS - MOST TRADED BONDS IN TERMS OF TURNOVER

ITALIAN GOVERNMENT BONDS - MARCH 2022				FOREIGN PUBLIC DEBT - MARCH 2022			
ISIN	DESC	eur m	TRADES	ISIN	DESC	eur m	TRADES
IT0005425233	BTP TF 1,7% ST51 EUR	951.1	24 869	XS2109813142	ROMANIA TF 3,375% GE50 EUR	19.5	1 949
IT0005441883	BTP TF 2,15% MZ72 EUR	695.5	28 722	XS1968706876	ROMANIA TF 4,625% AP49 EUR	14.9	1 262
IT0005217390	BTP TF 2,8% MZ67 EUR	591.1	19 904	DE0001102481	BUND TF 0% AG50 EUR	11.1	158
IT0005410912	BTP ITALIA MG25 EUR	384.1	9 027	DE0001102432	BUND TF 1,25% AG48 EUR	10.9	96
IT0005480980	BTP TF 2,15% ST52 EUR	354.7	6 415	DE0001102549	BUND TF 0% MG36 EUR	7.9	11

EUROBONDS REPUBLIC OF ITALY - MARCH 2022				SUPRANATIONAL ENTITIES - MARCH 2022			
ISIN	DESC	eur m	TRADES	ISIN	DESC	eur m	TRADES
US465410BG26	ITALY 33USD 5,375	29.7	1 732	XS2105803527	EIB TF 7,25% GE30 ZAR	6.2	476
US465410BZ07	ITALY TF 4% OT49 USD	15.7	84	XS1507486584	EIB TF NV26 CALL USD	6.2	560
US465410CC03	ITALY TF 3,875% MG51 USD	9.1	53	XS1167524922	EIB TF 8,125% DC26 ZAR	5.9	433
US465410BY32	ITALY TF 2,875% OT29 USD	7.3	34	XS0070553820	EIB NV26 ZC USD	5.9	232
US465410AH18	ITALY SET23USD 6,875	7.3	349	US298785GS94	EIB TF 1,875% FB25 USD	5.7	191

BANKS - MARCH 2022				CORPORATE - MARCH 2022			
ISIN	DESC	eur m	TRADES	ISIN	DESC	eur m	TRADES
IT0005120313	BANCO BPM TV EUR3M+4,375 LG22 SUB TIER2	11.1	729	IT0005374043	CDP MC GN26 EUR	14.5	1 056
XS2395954998	INTSANPAOLO TF 2,5% OT31 USD	7.9	651	XS2049317808	IVS GROUP TF 3% OT26 CALL EUR	8.0	879
IT0001200390	COMIT-98/28 ZC	7.8	767	XS2289795465	NEWLAT FOOD TF 2,625% FB27 CALL EUR	6.5	595
XS2444704758	INTSANPAOLO TF 2,8% FB27 USD	6.6	385	XS2393520734	OVS SLB TF 2,25% NV27 CALL EUR	5.5	405
IT0005127508	MEDIOBANCA VALORE TV FLOOR SUBT2 ST25EUR	6.6	532	XS1800025022	MAIRE TECNIMONT TF 2,625% AP24 CALL EUR	5.4	561

TYPE OF STRUCTURE - MOST TRADED BONDS IN TERMS OF TURNOVER

PLAIN VANILLA - MARCH 2022				STRUCTURED INTEREST RATE - MARCH 2022			
ISIN	DESC	eur m	TRADES	ISIN	DESC	eur m	TRADES
IT0005425233	BTP TF 1,7% ST51 EUR	951.1	24 869	IT0005442097	BTP FUTURA AP37 EUR	136.0	6 873
IT0005441883	BTP TF 2,15% MZ72 EUR	695.5	28 722	IT0005415291	BTP FUTURA LG30 EUR	83.9	3 066
IT0005217390	BTP TF 2,8% MZ67 EUR	591.1	19 904	IT0005425761	BTP FUTURA NV28 EUR	57.5	2 054
IT0005480980	BTP TF 2,15% ST52 EUR	354.7	6 415	IT0005466351	BTP FUTURA NV33 EUR	38.2	1 853
IT0005398406	BTP TF 2,45% ST50 EUR	285.1	8 020	IT0005374043	CDP MC GN26 EUR	14.5	1 056

INFLATION LINKED - MARCH 2022				INDEX LINKED - MARCH 2022			
ISIN	DESC	eur m	TRADES	ISIN	DESC	eur m	TRADES
IT0005410912	BTP ITALIA MG25 EUR	384.1	9 027	XS1233613188	WORLD BANK MC LG23 USD GREEN GROWTH B	2.4	172
IT0005436701	BTP TF 0,15% MG51 EUR	196.0	4 338	XS1586107101	SG SUSTAINABLE MC IND LINK DC22 USD	0.3	19
IT0005332835	BTP ITALIA MG26 EUR	191.0	2 780	XS1917880285	WORLD BANK SUSTAINABLE MC IND LINK DC23U	0.3	24
IT0005174906	BTP ITALIA AP24 EUR	137.1	2 080	IT0005122830	MEDIOBANCA MB45 MC IND LINK ST22 EUR	0.1	16
IT0005388175	BTP ITALIA OT27 EUR	130.6	2 046	IT0005127151	MEDIOBANCA MB46 MC IND LINK OT22 EUR	0.1	5

EQUITY LINKED - MARCH 2022				OTHERS (*) - MARCH 2022			
ISIN	DESC	eur m	TRADES	ISIN	DESC	eur m	TRADES
				XS2114121192	GS FIN CORP TF MG25 EUR	0.2	33
				CH0491326630	CS OC FD LINK MZ23 USD	0.2	5
				CH0493463738	CS OC COM LINK FB23 USD	0.0	2
				CH0460899674	CS OC FD LINK ST22 USD	0.0	1

(*) Fund Linked, Commodity Linked and Currency Linked are included

News

In March, on MOT market 3 Italian Government bonds and 8 instruments were listed; whereas on the ExtraMOT market 10 instruments were listed. Here below the list of financial instruments admitted to trading on the ExtraMOT Professional Segments of ExtraMOT market at request of the issuer:

Minibond Long Term 30.09.2027 - Cooperativa Sociale Società Dolce Soc. Coop. T.F. 4,5% T. - Secured 90% Garanzia Italia Amortizing - Callable (IT0005473431)
 Issue of €850,000,000 0.750 per cent. Sustainability-Linked Notes due 20 June 2029 (XS2433211310)
 Issue of €650,000,000 1.250 per cent. Sustainability-Linked Notes due 20 June 2034 (XS2433226854)
 Euro 133,220,000 Class A Asset Backed Floating Rate Notes due March 2038 (IT0005486821)
 Euro 27,130,000 Class B Asset Backed Floating Rate Notes due March 2038 (IT0005486839)
 Euro 2,460,000 Class C Asset Backed Floating Rate Notes due March 2038 (IT0005486847)
 Euro 1,640,000 Class D Asset Backed Floating Rate Notes due March 2038 (IT0005486854)
 Euro 5,900,000 Class X Asset Backed Floating Rate Notes due March 2038 (IT0005486862)
 Issue of €500,000,000 1.500 per cent. Fixed Rate Notes due 16 March 2028 (XS2457496359)
 Issue of €600,000,000 Fixed to Floating Rate Callable Senior Preferred Notes due 19 January 2028 (XS2412556461)

Markets Analysis
 Piazza degli Affari, 6 - 20123 Milano
 T +39 02 724261 | Fax +39 02 8646.4323
 e-mail: markets_analysis@borsaitaliana.it
 www.borsaitaliana.it

This publication is for information purposes only and is not a recommendation to engage in investment activities. This publication is provided "as is" without representation or warranty of any kind. Whilst all reasonable care has been taken to ensure the accuracy of the content, Euronext does not guarantee its accuracy or completeness. Euronext will not be held liable for any loss or damages of any nature ensuing from using, trusting or acting on information provided. No information set out or referred to in this publication shall form the basis of any contract. The creation of rights and obligations in respect of financial products that are traded on the exchanges operated by Euronext's subsidiaries shall depend solely on the applicable rules of the market operator. All proprietary rights and interest in or connected with this publication shall vest in Euronext. No part of it may be redistributed or reproduced in any form without the prior written permission of Euronext. Euronext disclaims any duty to update this information. Euronext refers to Euronext N.V. and its affiliates. Information regarding trademarks and intellectual property rights of Euronext is located at www.euronext.com/terms-use.

