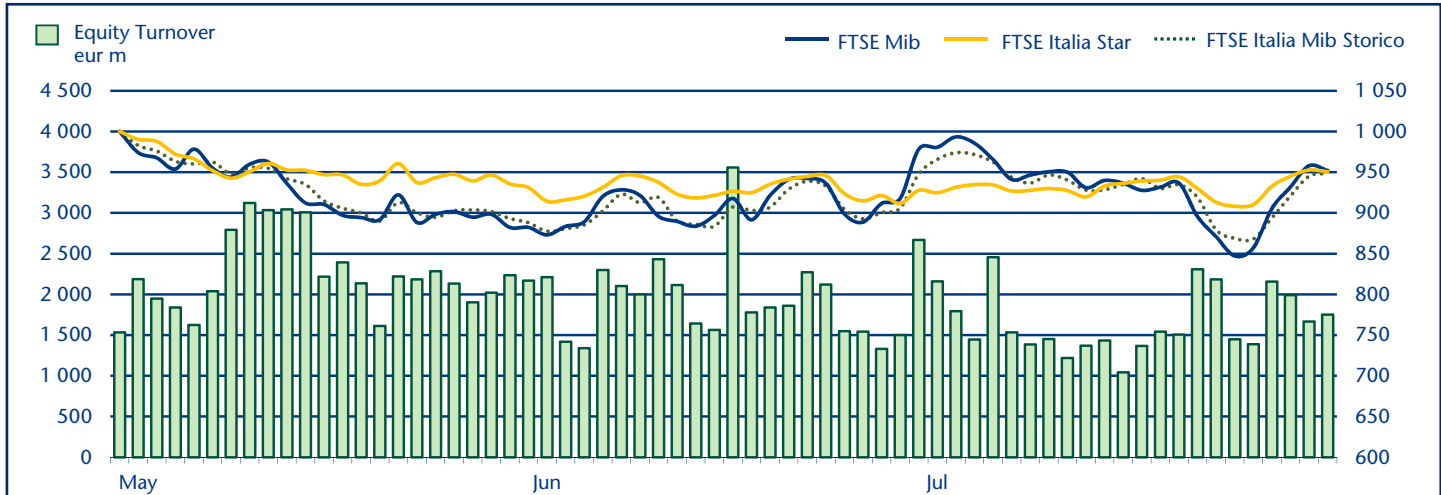


# MONTHLY UPDATE

July 2012

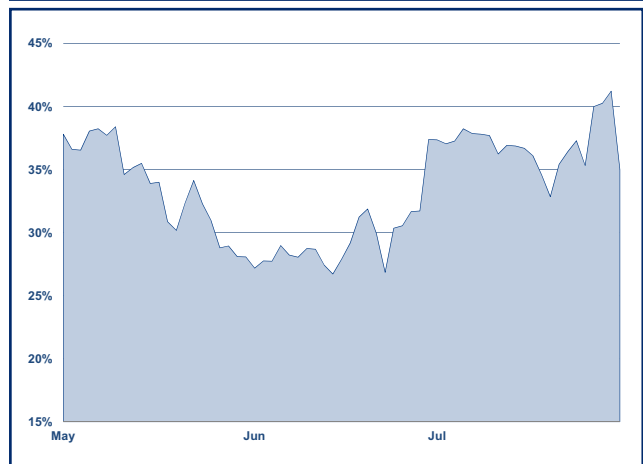
## EQUITY DAILY TURNOVER AND MAIN INDICES (BASE = 1000 30.04.2012)



### STOCK INDICES

	29 JUN 2012	31 JUL 2012	Var. % MoM	Var. % 2011 end	Volatility Jul 2012
FTSE Italia Mib Storico ▲	11 740	11 746	0.1%	-4.2%	27.8%
FTSE Mib ▼	14 274	13 891	-2.7%	-7.9%	35.2%
FTSE Italia Star ▲	9 919	10 163	2.5%	8.3%	15.1%

### FTSE MIB VOLATILITY



### TRADING - DAILY AVERAGE

	JAN-JUL 2011		JAN-JUL 2012		JUL 2012	
(*)	Trades Number	Turnover eur m	Trades Number	Turnover eur m	Trades Number	Turnover eur m
Shares ▼	277 023	3 173.6	250 328	2 116.0	207 913	1 663.5
Securitized Derivatives ▼	5 629	50.2	4 828	37.3	3 790	21.9
ETF Plus ▼	14 284	331.6	11 690	249.9	10 774	239.4
Fixed Income ▲	15 926	757.1	24 607	1 211.7	19 957	909.9

(\*) Indicators are related to turnover figures.

### LISTING

	30 DEC 2011	29 JUN 2012	31 JUL 2012
MTA Domestic	257	253	253
of which STAR	70	69	68
MTA Foreign	5	5	5
of which STAR	1	1	1
MIV (Investment Companies and SPAC)	6	6	6
MTA International	36	36	36
AIM Italia	14	15	17
MAC	10	11	11
<b>Listed Companies Total</b>	<b>328</b>	<b>326</b>	<b>328</b>
Warrant - Mta-Mercato Expandi	19	20	21
Warrant - AIM Italia	5	5	7
MIV Closed End Funds	26	24	24
ETF	570	616	617
ETC\ETN	100	162	180
<b>ETF Plus Total</b>	<b>670</b>	<b>778</b>	<b>797</b>
Securitized Derivatives	3 880	5 118	5 139
Convertibles Bonds	14	11	11
Mot - Government Bonds	99	105	105
Mot - Bonds	410	707	709
Mot - Eurobonds and ABSs	317	338	356
<b>MOT Total</b>	<b>826</b>	<b>1 150</b>	<b>1 170</b>
Extramot	274	288	293
<b>Fixed Income Total</b>	<b>1 100</b>	<b>1 438</b>	<b>1 463</b>

### MOST TRADED SHARES IN THE MONTH

Shares	Mkt	Turnover eur m	% TOT
Unicredit	MTA	6 583.1	18.0%
Eni	MTA	4 640.6	12.7%
Intesa Sanpaolo	MTA	4 037.8	11.0%
Enel	MTA	2 638.2	7.2%
Fiat	MTA	2 065.0	5.6%

### BEST PERFORMANCES IN THE MONTH

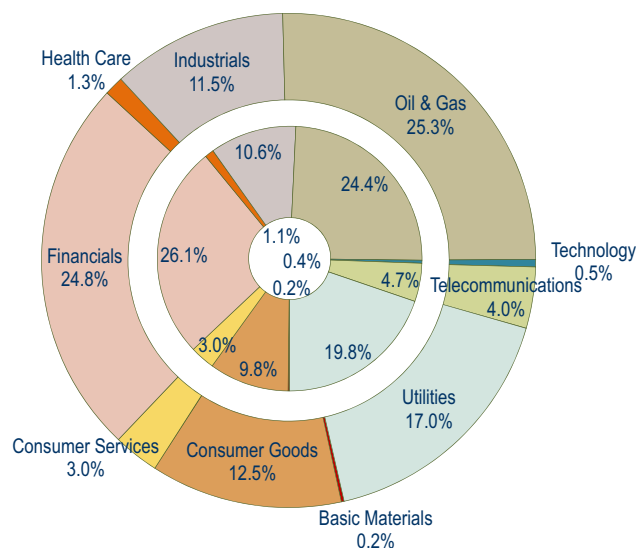
Shares	Mkt	Var. % MoM	Var % 2011 end
Fondiaria - Sai Rsp	MTA	4218.8%	6078.5%
Rcf Group	MTA	30.3%	-31.9%
Unicredit Rsp	MTA	26.4%	36.6%
Delclima	MTA	25.3%	
Meridie	MIV	25.2%	-10.9%

Performances are computed with no-rounded official prices.  
Performance is not included for shares not listed at 2011 end or unlimited suspended at July 2012 end

## CAPITALISATION

### Domestic Companies Capitalisation 30 DEC 2011 29 JUN 2012 31 JUL 2012 (eur m)

MTA Capitalisation	331 456	326 040	317 319
of which STAR	11 430	12 111	12 174
MIV (Investment Companies e SPAC)	307	513	490
AIM Italia	349	315	370
MAC	262	270	266
<b>Total</b>	<b>332 374</b>	<b>327 137</b>	<b>318 444</b>
Capitalisation (% GDP)			
MTA	20.6%	20.1%	19.6%
of which STAR	0.7%	0.7%	0.8%
<b>Total</b>	<b>20.7%</b>	<b>20.2%</b>	<b>19.6%</b>
Capitalisation (% Tot.)			
FTSE MIB Shares	82.6%	83.9%	84.0%



Note: internal chart: capitalisation on 30.12.2011;  
external chart: capitalisation on 31.07.2012.

## TRADING

### SHARES

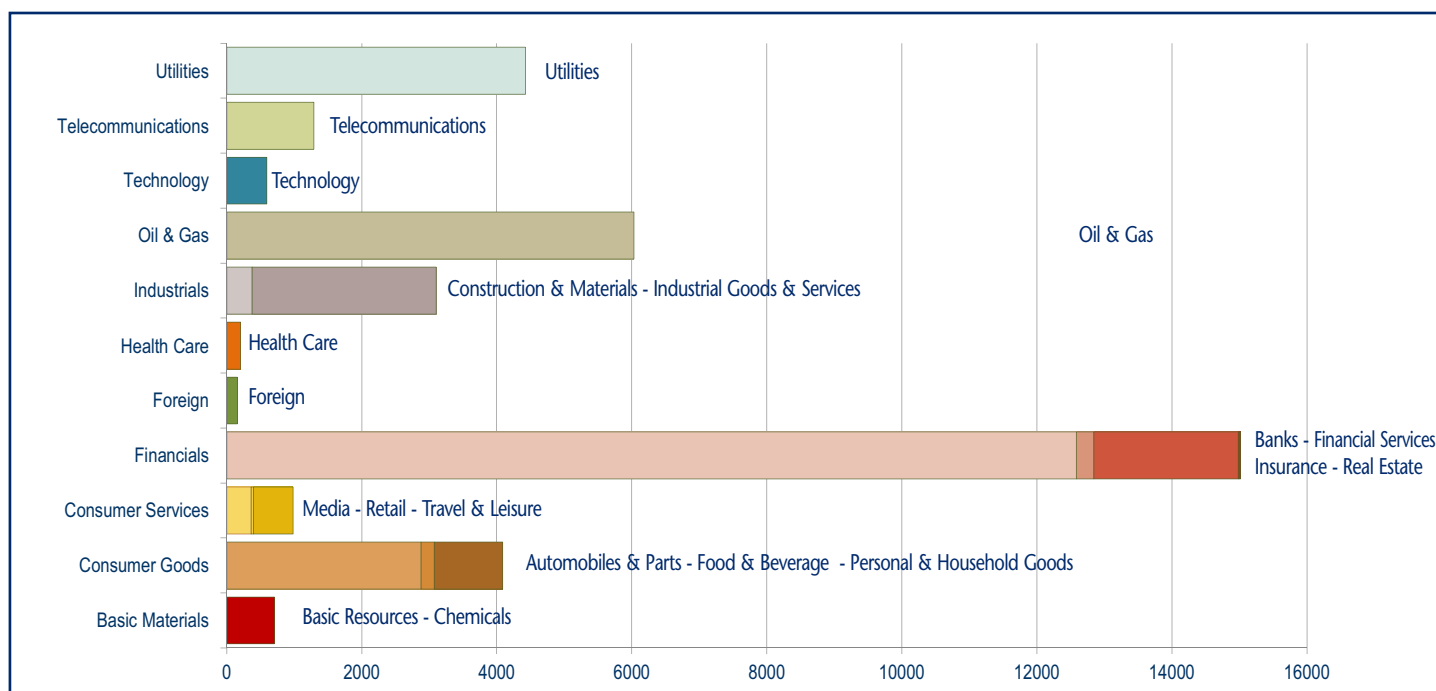
	JAN-JUL 2011		JAN-JUL 2012		JUL 2012	
	Trades Number	Turnover eur m	Trades Number	Turnover eur m	Trades Number	Turnover eur m
MTA Domestic	38 793 154	452 063.5	35 652 124	303 807.1	4 370 090	35 183.2
of which STAR	1 977 101	6 251.9	1 469 992	3 832.3	167 939	514.2
MTA Foreign	1 807 165	15 549.1	1 354 578	10 158.1	174 085	1 274.1
of which STAR	4 879	24.3	5 221	27.9	915	5.6
MIV Invest. Companies	40 449	68.8	17 051	15.7	1 790	1.7
MTA International	336 575	1 996.2	256 996	1 288.2	26 394	136.0
AIM Italia	22 015	19.1	18 092	21.3	1 730	2.2
MAC	61	0.8	23	0.4	2	0.0
<b>Total</b>	<b>40 999 419</b>	<b>469 697.5</b>	<b>37 298 864</b>	<b>315 290.8</b>	<b>4 574 091</b>	<b>36 597.3</b>

FTSE MIB Shares						
% Shares Total	75.2%	91.9%	77.3%	92.3%	81.6%	93.9%

### OTHER INSTRUMENTS

	JAN-JUL 2011		JAN-JUL 2012		JUL 2012	
	Trades Number	Turnover eur m	Trades Number	Turnover eur m	Trades Number	Turnover eur m
SeDex	833 122	7 431.9	719 420	5 556.0	83 387	481.3
Warrant MTA	96 649	104.3	52 108	32.7	4 020	1.3
Warrant AIM Italia	1 133	0.9	2 476	3.1	257	0.1
MIV Closed End Funds	31 381	143.1	31 823	79.7	3 795	9.1
ETF	1 441 769	40 499.6	1 359 521	32 740.1	181 129	4 548.7
ETC	672 293	8 570.4	382 229	4 498.9	55 906	717.5
<b>ETF Plus</b>	<b>2 114 062</b>	<b>49 070.1</b>	<b>1 741 750</b>	<b>37 239</b>	<b>237 035</b>	<b>5 266</b>
Convertible Bonds	81 059	1 101.4	65 081	803.9	4 005	43.0
Subscription rights	971 370	1 919.4	670 247	2 601.8	65 950	16.5
Mot - Government Bonds	1 678 596	98 380.7	2 888 303	165 645.8	336 184	17 959.3
Mot - Bonds	529 692	8 003.4	529 418	7 871.4	69 144	1 029.1
Mot - Eurobonds and ABSs	112 251	3 502.1	200 318	4 484.0	27 909	735.1
ExtraMOT	36 517	2 161.0	48 427	2 543.0	5 811	295.0
<b>Fixed Income Total</b>	<b>2 357 056</b>	<b>112 047.2</b>	<b>3 666 466</b>	<b>180 544</b>	<b>439 048</b>	<b>20 018.5</b>

## INDUSTRY/SUPERSECTOR TURNOVER (eur m)



## NEW LISTINGS

### RECENT EVENTS

ISSUER	MKT	SHARES	TRADING FIRST DAY	EVENT	1st DAY CAPITALISATION (eur m)	SPONSOR (NOMAD for AIM Italia)
<b>- MTA</b>						
Italy1 Investment	MIV	O	27.01.2011	IPO (placement of 80.0% of share capital)	149.79	Banca IMI S.p.A.
Salvatore Ferragamo	MTA	O	29.06.2011	IPO (placement of 25.0% of share capital)	1 636.15	Mediobanca
1 Delclima	MTA	O	02.01.2012	Split of De Longhi	1 065.02	Mediobanca
2 Brunello Cucinelli	MTA	O	27.04.2012	IPO (placement of 33.0% of share capital)	726.70	Mediobanca
<b>- AIM ITALIA</b>						
1 Frendy Energy	AIM	O	22.06.2012	Admission with institutional placing	22.65	Integrae SIM
2 Primi sui Motori	AIM	O	26.07.2012	Admission with institutional placing	28.19	Integrae SIM
3 Compagnia della Ruota	AIM	O	30.07.2012	Admission with institutional placing	6.82	Unipol Merchant Bank
<b>- MAC</b>						
1 Softec	MAC	O	05.03.2012	Admission with institutional placing	8.25	Integrae SIM S.p.A.
2 ARC Real Estate	MAC	O	05.03.2012	Admission with institutional placing	9.61	Integrae SIM S.p.A.

### NEWLY ADMITTED COMPANIES (THROUGH IPOs, SPOs AND INSTITUTIONAL PLACINGS)

<b>2 Security: FRENDY ENERGY</b>				<b>Total</b>	<b>of which Public</b>	<b>of which Institutionals</b>
Offer period:	....	Offered shares:	max	16 900 000	min	....
	22.06.2012	Greenshoe:	max	....	-	-
Offer price:	1.05	Requested shares:		....	....	....
Bookbuilding range:	....-....	Allotted shares:		2 600 000	....	2 600 000
Minimum lot:	....	- of which greenshoe:		-	-	-
Placed stake:	15.4%	Capital raised (ML euro):		2.73	....	2.73
		- from newly issued shares:		2.73		
Blt alphabetical code:	....					
Bloomberg code:	....	Market and segment:		AIM Italia - Mercato Alternativo del Capitale		
Reuters code:	....	Sector:		...., ....		
<b>3 Security: PRIMI SUI MOTORI</b>				<b>Total</b>	<b>of which Public</b>	<b>of which Institutionals</b>
Offer period:	....	Offered shares:	max	159 866	min	....
	26.07.2012	Greenshoe:	max	....	-	-
Offer price:	22.00	Requested shares:		....	....	....
Bookbuilding range:	....-....	Allotted shares:		159 866	....	159 866
Minimum lot:	....	- of which greenshoe:		-	-	-
Placed stake:	14.2%	Capital raised (ML euro):		3.52	....	3.52
		- from newly issued shares:		2.81		
Blt alphabetical code:	....					
Bloomberg code:	....	Market and segment:		AIM Italia - Mercato Alternativo del Capitale		
Reuters code:	....	Sector:		...., ....		
<b>4 Security: COMPAGNIA DELLA RUOTA</b>				<b>Total</b>	<b>of which Public</b>	<b>of which Institutionals</b>
Offer period:	....	Offered shares:	max	3 514 615	min	....
	30.07.2012	Greenshoe:	max	....	-	-
Offer price:	1.00	Requested shares:		....	....	....
Bookbuilding range:	....-....	Allotted shares:		3 514 615	....	3 514 615
Minimum lot:	....	- of which greenshoe:		-	-	-
Placed stake:	51.5%	Capital raised (ML euro):		3.51	....	3.51
		- from newly issued shares:		3.51		
Blt alphabetical code:	....					
Bloomberg code:	....	Market and segment:		AIM Italia - Mercato Alternativo del Capitale		
Reuters code:	....	Sector:		...., ....		

Note: The column "Total" includes, in addition to public and institutional tranches, also prospective offers reserved to other investors (family & friends etc.). Allotted share figure doesn't include overallotted shares until the greenshoe option is possibly exercised.

### ADMISSION TO TRADING - MAC

N°	MKT	SECURITY	LISTING DAY	FIRST TRADING DAY	PRICE (eur)	ALLOTTED SECURITIES			VALUE (eur m)
						ISSUE	SOLD	TOTAL	
1	MAC	ARC REAL ESTATE	27.02.2012	05.03.2012	9.00	9 223	-	9 223	0.08
2	MAC	SOFTEC	27.02.2012	05.03.2012	16.00	15 625	-	15 625	0.25

## RIGHT ISSUES

N°	MKT	SEG.	SECURITIES	OPTION RIGHTS TRADING PERIOD		OFFER PRICE	OFFERED SHARES	ISSUE RATE	UNEXERCISED PREEMPTIVE RIGHTS (%)	ALLOTTED SHARES	CAPITAL RAISED (eur m)
				FROM	TO						
6	AIMMA	-	FINTEL ENERGIA GROUP ORD	23.04.2012	23.05.2012	1.97	1 000 743	1 : 23 ord , 1 : 23 rights	6.4%	1 000 743	2.0
7	MTA	STAR	IGD-Immobiliare Grande Distribuzione	21.05.2012	01.06.2012	0.64	29 827 267	10 : 1 ord	0.0%	20 776 022	13.3
8	MTA	-	MOVIEMAX	21.05.2012	08.06.2012	0.06	82 400 000	4 : 1 ord , 4 : 1 rights	41.5%	48 242 768	2.9
9	MTA	-	CHL	28.05.2012	15.06.2012	0.06	75 799 360	7 : 15 ord , 7 : 15 rights	86.4%	11 752 720	0.7
10	MTA	-	NOEMALIFE	25.06.2012	13.07.2012	3.72	1 880 180	10 : 23 ord , 10 : 23 rights	11.8%	1 880 180	7.0
11	MTA	STAR	SERVIZI ITALIA	02.07.2012	20.07.2012	2.40	12 697 485	15:19 ord, 15:19 rights	17.9%	10 988 805	26.4

The right issues by Fondiaria SAI and Unipol are currently underway.

## SCRIP RIGHT ISSUES

N°	MKT	SEG.	SECURITIES	EFFECTIVE DATE	NOMINAL VALUE		ISSUED SHARES	ISSUE RATE	VALUE (eur m)
					BEFORE	AFTER			
3	MTA	ST	TXT	28.05.2012	0.5000	0.5000	2 759 039	1:1	1.4
4	MTA	-	FNM	18.06.2012	0.0000	0.0000	186 386 814	3:4	100.0
5	MTA	-	ANSALDO STS	04.07.2012	0.5000	0.5000	20 000 000	1:6	10.0
6	MTA	-	CATTOLICA ASSICURAZIONI	23.07.2012	3.0000	3.0000	2 704 431	1:20	8.1

## TOTAL MONEY RAISED (eur m)

	NUMBER	SECURITIES		MONEY RAISED	SHARE-HOLDERS	INVESTORS			
		NEWLY ISSUED	SOLD			PUBLIC	EMPLOYEES	INSTIT. INVESTORS	OTHER
<b>a) YEAR 2012 - CAPITAL INCREASES</b>	<b>11</b>	<b>7 816.2</b>	<b>-</b>	<b>7 816.2</b>	<b>7 816.2</b>	<b>-</b>	<b>-</b>	<b>-</b>	<b>-</b>
MTA	10	7 814.3	-	7 814.3	7 814.3	-	-	-	-
- of which Star	3	51.0	-	51.0	51.0	-	-	-	-
MIV	-	-	-	-	-	-	-	-	-
AIM Italia - Mercato Alternativo del Capitale	1	2.0	-	2.0	2.0	-	-	-	-
MAC	-	-	-	-	-	-	-	-	-
<b>b) YEAR 2012 - OPVS TOTAL (Excluded Closed-end funds)</b>	<b>6</b>	<b>71.4</b>	<b>112.6</b>	<b>184.0</b>	<b>-</b>	<b>18.4</b>	<b>-</b>	<b>165.6</b>	<b>-</b>
MTA	1	62.00	111.91	173.91	-	18.45	-	155.47	-
- of which Star	-	-	-	-	-	-	-	-	-
MIV	-	-	-	-	-	-	-	-	-
AIM Italia - Mercato Alternativo del Capitale	3	9.06	0.70	9.76	-	-	-	9.76	-
MAC	2	0.33	-	0.33	-	-	-	0.33	-
NEW LISTINGS	6	71.39	112.61	184.00	-	18.45	-	165.56	-
MTA	1	62.00	111.91	173.91	-	18.45	-	155.47	-
- of which Star	-	-	-	-	-	-	-	-	-
MIV	-	-	-	-	-	-	-	-	-
AIM Italia - Mercato Alternativo del Capitale	3	9.06	0.70	9.76	-	-	-	9.76	-
MAC	2	0.33	-	0.33	-	-	-	0.33	-
<b>YEAR 2012 - MONEY RAISED (a+b)</b>	<b>17</b>	<b>7 887.6</b>	<b>112.6</b>	<b>8 000.2</b>	<b>7 816.2</b>	<b>18.4</b>	<b>-</b>	<b>165.6</b>	<b>-</b>

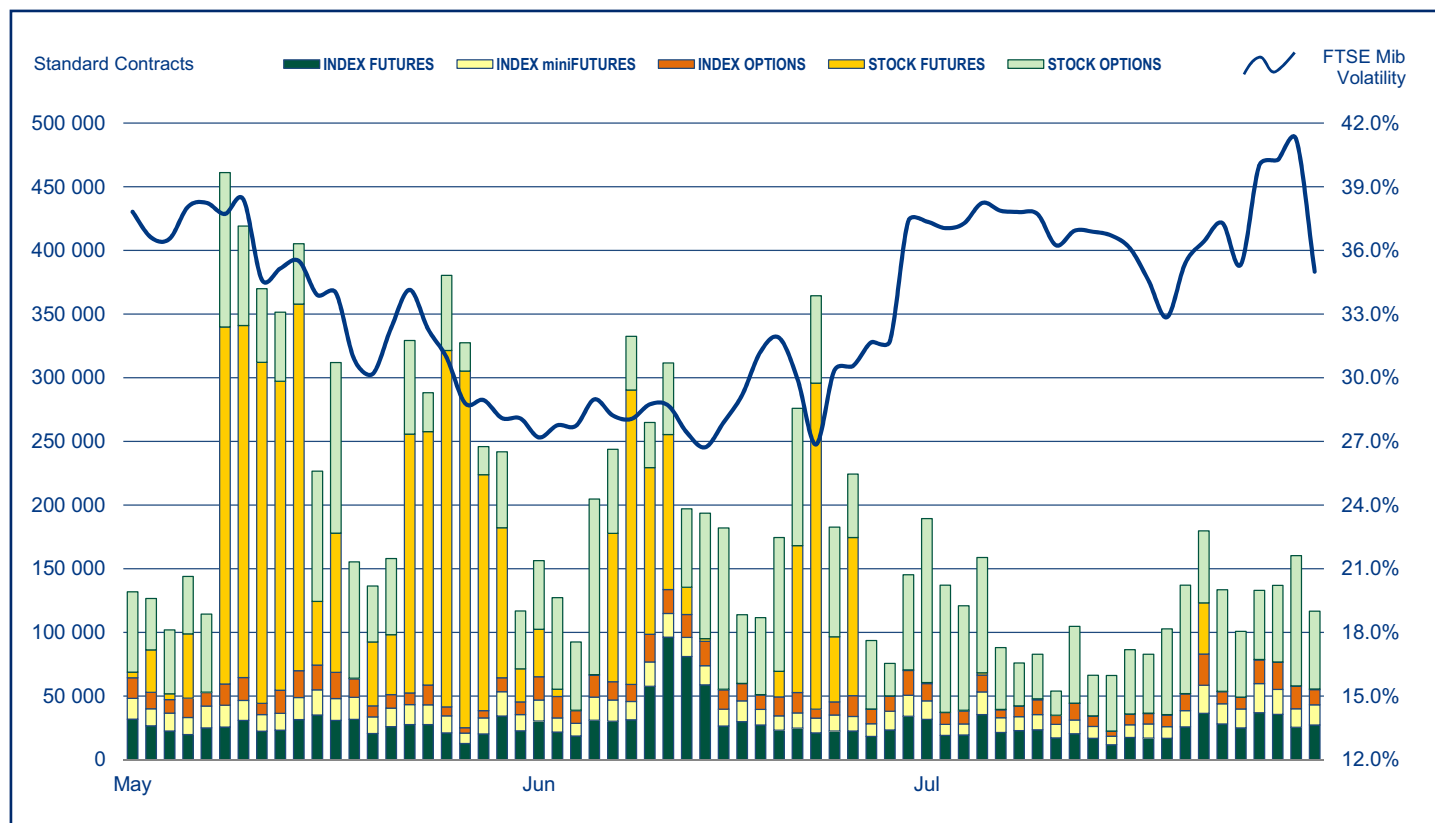
## TAKEOVER BIDS

N°	BIDDER	OFFER TYPE	TARGET SHARES	OFFER PERIOD		PRICE (eur)	SHARES		STAKE OWNED AFTER OFFER	TURNOVER (eur m)
				FROM	TO		REQUESTED	BOUGHT		
	GLOBAL GAMES	MANDATORY	SNAI	27.05.2011	16.06.2011	2.36	57 618 082	19 285 427	67.19%	45.60
	SOFIL S.A.S.	VOLUNTARY	PARMALAT	23.05.2011	08.07.2011	2.600	1 234 460 667	944 749 093	83.33%	2 456.35
	FINEGLADE LIMITED	MANDATORY	SOCOTHERM	29.06.2011	19.07.2011	0.068	38 453 000	6 469 193	95.84%	0.44
	GIORGIONE INVESTIMENTI SPA	MANDATORY	GRUPPO COIN	16.08.2011	19.09.2011	6.500	30 415 911	26 700 961	97.40%	173.56
	LVMH M. HENNESSY - L. VUITTON SA	MANDATORY	BULGARI	22.08.2011	23.09.2011	12.250	118 564 484	109 183 898	98.09%	1 337.50
	NEEP ROMA HOLDING S.P.A.	MANDATORY	A.S. ROMA S.P.A.	13.10.2011	03.11.2011	0.678	43 604 610	14 500 026	78.04%	9.83
	INIZIATIVE MINERARIE E PAVIM	VOLUNTARY	GRUPPO MINERALI MAFFEI	21.11.2011	16.12.2011	4.000	1 270 592	629 695	90.08%	2.52
1	BANCA APULIA, HDI ASSICURAZIONI	VOLUNTARY	APULIA PRONTOPRESTITO	30.01.2012	16.03.2012	0.300	44 700 000	21 249 667	90.06%	6.37
2	EDIZIONE S.r.l	VOLUNTARY	BENETTON GROUP S.P.A	05.03.2012	30.03.2012	4.600	45 937 430	32 005 805	92.37%	147.23
3	DOCOMO Deutschland GmbH	VOLUNTARY	BUONGIORNO S.p.a.	04.06.2012	06.07.2012	2.000	111 888 895	104 779 755	98.05%	209.56

The takeover bid over ordinary shares of Edison (2.07.2012 - 3.08.2012) is currently underway.

Notes: AAI Before unexercised preemptive right auction AIMMA AIM - Mercato Alternativo del Capitale ST Star Segment  
 AEG Before greenshoe COMP Compendium  
 AIMIT AIM Italia MTAI MTA International

## IDEM - DERIVATIVES TRADING



	DAYS	MONTH	TURNOVER (1)							OPEN INTEREST (4) NUMBER OF CONTRACTS	
			TOTAL		TURNOVER eur m	OTHER (2)	% TOT SHARES (3)	DAILY AVERAGE			
			STANDARD CONTRACTS	TRADES NUMBER				STANDARD CONTRACTS	TRADES NUMBER		TURNOVER eur m
INDEX FUTURES <sup>(5)</sup>	149	YEAR 2012	3 486 910	2 466 782	252 023.9	..	79.9%	23 402	16 556	1 691.4	34 121
	21	JUN 2012	730 809	453 015	48 172.0	..	117.1%	34 800	21 572	2 293.9	28 082
	22	JUL 2012	531 959	419 912	36 048.4	..	98.5%	24 180	19 087	1 638.6	34 121
INDEX miniFUTURES	149	YEAR 2012	1 872 886	1 475 142	27 204.8	..	8.6%	12 570	9 900	182.6	3 259
	21	JUN 2012	296 647	233 929	3 932.5	..	9.6%	14 126	11 139	187.3	3 864
	22	JUL 2012	290 661	230 164	3 928.9	..	10.7%	13 212	10 462	178.6	3 259
INDEX OPTIONS	149	YEAR 2012	1 769 770	352 775	65 051.3	1 555.4	20.6%	11 878	2 368	436.6	222 959
	21	JUN 2012	315 328	57 593	10 459.1	292.7	25.4%	15 016	2 743	498.1	217 893
	22	JUL 2012	255 738	55 473	8 624.6	169.8	23.6%	11 624	2 522	392.0	222 959
STOCK FUTURES <sup>(6)</sup>	149	YEAR 2012	4 788 247	11 874	9 851.8	..	3.3%	32 136	80	66.1	57 789
	21	JUN 2012	1 236 191	1 379	1 695.9	..	4.3%	58 866	66	80.8	22 753
	22	JUL 2012	48 545	1 298	58.7	..	0.2%	2 207	59	2.7	57 789
STOCK OPTIONS	149	YEAR 2012	12 210 705	232 813	24 683.4	2 234.5	8.4%	81 951	1 563	165.7	4 555 506
	21	JUN 2012	1 489 405	30 738	2 851.6	278.7	7.4%	70 924	1 464	135.8	4 186 484
	22	JUL 2012	1 388 124	31 225	2 865.6	230.2	7.4%	63 097	1 419	130.3	4 555 506
EQUITY DERIVATIVES TOTAL	149	YEAR 2012	24 128 518	4 539 386	378 815.2	3 789.8	120.1%	161 936	30 466	2 542.4	4 873 634
	21	JUN 2012	4 068 380	776 654	67 111.1	571.4	163.1%	193 732	36 984	3 195.8	4 459 076
	22	JUL 2012	2 515 027	738 072	51 526.4	399.9	140.8%	114 319	33 549	2 342.1	4 873 634
ELECTRICITY FUTURES	149	YEAR 2012	2 429	410	659.7	8 748 038	..	16	3	4.4	880
	21	JUN 2012	335	63	99.0	1 378 029	..	16	3	4.7	1 024
	22	JUL 2012	232	39	101.5	1 399 823	..	11	2	4.6	880
IDEM TOTAL	149	YEAR 2012	24 130 947	4 539 796	379 474.9	..	..	161 953	30 468	2 546.8	4 874 514
	21	JUN 2012	4 068 715	776 717	67 210	..	..	193 748	36 987	3 200.5	4 460 100
	22	JUL 2012	2 515 259	738 111	51 627.9	..	..	114 330	33 551	2 346.7	4 874 514

(1) The notional turnover is computed as the product of contracts number, price and index multiplier for index futures; contracts number, price and size multiplier for stock futures; contracts number, strike prices and index multiplier for index options; contracts number, strike prices and sizes for stock options.

(2) Premium in euro million for options and equity derivatives total; traded MWH for electricity futures.

(3) As percentage on shares turnover (total shares for Index derivatives and Idem total; shares with underlying listed on Borsa Italiana for stock futures and stock options).

(4) Open positions at the end of period. Net figures for futures, gross figures for options.

(5) Includes data for FTSE MIB Dividend Futures.

(6) Includes data for pan-european stock futures.

**Additional Information:**

This publication uses only electronic trading data; trades that are reported to Borsa Italiana under its rules but executed away from its electronic order books are not included.

There were 22 trading days in July 2012 and 21 trading days in July 2011 on Borsa Italiana.

There were 149 trading days in the period January - July 2012 and 148 trading days in the period January - July 2011.

The publication of this document does not represent solicitation, by Borsa Italiana S.p.A., of public saving and is not to be considered as a recommendation by Borsa Italiana as to the suitability of the investment, if any, herein described.

This document has not to be considered complete and it is meant for information and discussion purposes only. Borsa Italiana accepts no liability, arising, without limitation to the generality of the foregoing, from inaccuracies and/or mistakes, for decisions and/or actions taken by any party based on this documents.

Trademarks Borsa Italiana and Borsa Italiana's logo, IDEM, MOT, MTA, STAR, SeDeX, MIB, IDEX, Bit Club, Academy, MiniFIB, DDM, EuroMOT, Market Connect, NIS, Borsa Virtuale, ExtraMOT, MIV are owned by Borsa Italiana S.p.A.

FTSE is a registered trademark of London Stock Exchange plc and The Financial Times Limited and is used by FTSE International Limited under licence. London Stock Exchange, the coat of arms device and AIM are a registered trade mark of London Stock Exchange plc.

The above trademarks and any other trademark owned by the London Stock Exchange Group cannot be used without express written consent by the Company having the ownership of the same.

Borsa Italiana S.p.A. and its subsidiaries are subject to direction and coordination of London Stock Exchange Group Holdings (Italy) Ltd - Italian branch.

© July 2012 Borsa Italiana S.p.A.. All rights reserved.

*Register on line if you want receive Monthly Update at your preferred address as soon as the new release is published.*  
*<http://www.borsaitalia.it/bitApp/servlet/RegistrationController?target=frmBase&lang=en>*

3 August 2012 - 16:00



Think before  
you print

