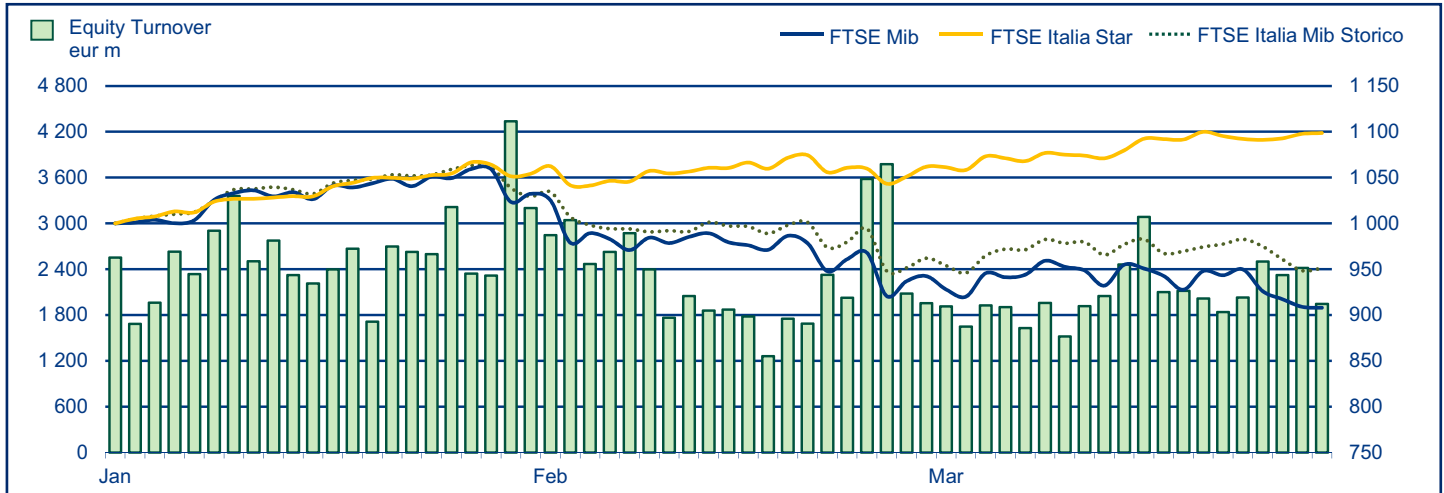


# MONTHLY UPDATE

March 2013

## EQUITY DAILY TURNOVER AND MAIN INDICES (BASE = 1000 28.12.2012)



### STOCK INDICES

	28 FEB 2013	28 MAR 2013	Var. % MoM	Var. % 2012 end	Volatility Mar 2013
FTSE Italia Mib Storico	13 319	13 167	-1.1%	-2.6%	15.8%
FTSE Mib	15 921	15 339	-3.7%	-5.7%	22.9%
FTSE Italia Star	11 797	12 205	3.5%	11.6%	8.5%

### FTSE MIB VOLATILITY



### TRADING - DAILY AVERAGE

	JAN-MAR 2012		JAN-MAR 2013		MAR 2013	
(*)	Trades Number	Turnover eur m	Trades Number	Turnover eur m	Trades Number	Turnover eur m
Shares	268 362	2 259.7	252 638	2 334.0	234 779	2 065.2
Securitized Derivatives	5 536	55.3	6 329	56.7	6 695	61.3
ETF Plus	12 312	255.5	12 559	292.0	11 969	293.9
Fixed Income	29 383	1 525.0	26 973	1 427.0	24 188	1 271.7

(\*) Indicators are related to turnover figures.

### LISTING

	28 DEC 2012	28 FEB 2013	28 MAR 2013
MTA Domestic	249	248	247
of which STAR	66	65	65
MTA Foreign	5	5	5
of which STAR	1	1	1
MIV (Investment Companies and SPAC)	6	6	6
MTA International	36	36	36
AIM Italia - MAC	18	28	25
MAC	9	-	-
<b>Listed Companies Total</b>	<b>323</b>	<b>323</b>	<b>319</b>
Warrant - Mta-MIV	19	19	16
Warrant - AIM Italia	7	8	9
MIV Closed End Funds	25	25	25
ETF	616	659	660
ETCIETN	184	184	184
<b>ETF Plus Total</b>	<b>800</b>	<b>843</b>	<b>844</b>
Securitized Derivatives	4 759	5 122	5 731
Convertibles Bonds	10	10	9
Mot - Government Bonds	102	104	105
Mot - Bonds	712	714	708
Mot - Eurobonds and ABSs	363	368	369
<b>MOT Total</b>	<b>1 177</b>	<b>1 186</b>	<b>1 182</b>
Extramot	304	300	306
<b>Fixed Income Total</b>	<b>1 481</b>	<b>1 486</b>	<b>1 488</b>

### MOST TRADED SHARES IN THE MONTH

Shares	Mkt	Turnover eur m	% TOT
Unicredit	MTA	7 958.0	19.3%
Eni	MTA	4 613.5	11.2%
Intesa Sanpaolo	MTA	4 480.6	10.8%
Enel	MTA	2 538.2	6.1%
Generali	MTA	2 302.8	5.6%

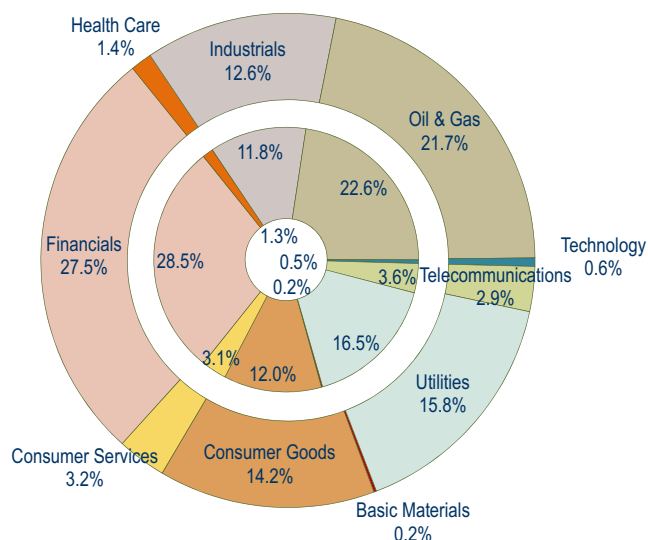
### BEST PERFORMANCES IN THE MONTH

Shares	Mkt	Var. % MoM	Var % 2012 end
Banca Intermobiliare	MTA	40.7%	33.1%
Dmail Group	MTA	28.1%	135.0%
Safilo Group	MTA	25.9%	61.6%
Unipol prv	MTA	25.1%	43.9%
Edison rsp	MTA	23.2%	63.2%

Performances are computed with no-rounded official prices.  
Performance is not included for shares not listed at 2012 end or unlimited suspended at March 2013 end

## CAPITALISATION

Domestic Companies Capitalisation (eur m)	28 DEC 2012	28 FEB 2013	28 MAR 2013
MTA Capitalisation	364 421	358 218	354 401
of which STAR	13 277	14 319	14 759
MIV (Investment Companies e SPAC)	425	399	392
AIM Italia - MAC	475	627	641
MAC	145	-	-
<b>Total</b>	<b>365 466</b>	<b>359 244</b>	<b>355 434</b>
Capitalisation (% GDP)			
MTA	22.9%	22.2%	22.0%
of which STAR	0.8%	0.9%	0.9%
<b>Total</b>	<b>22.9%</b>	<b>22.3%</b>	<b>22.1%</b>
Capitalisation (% Tot.)			
FTSE MIB Shares	84.5%	83.6%	83.2%



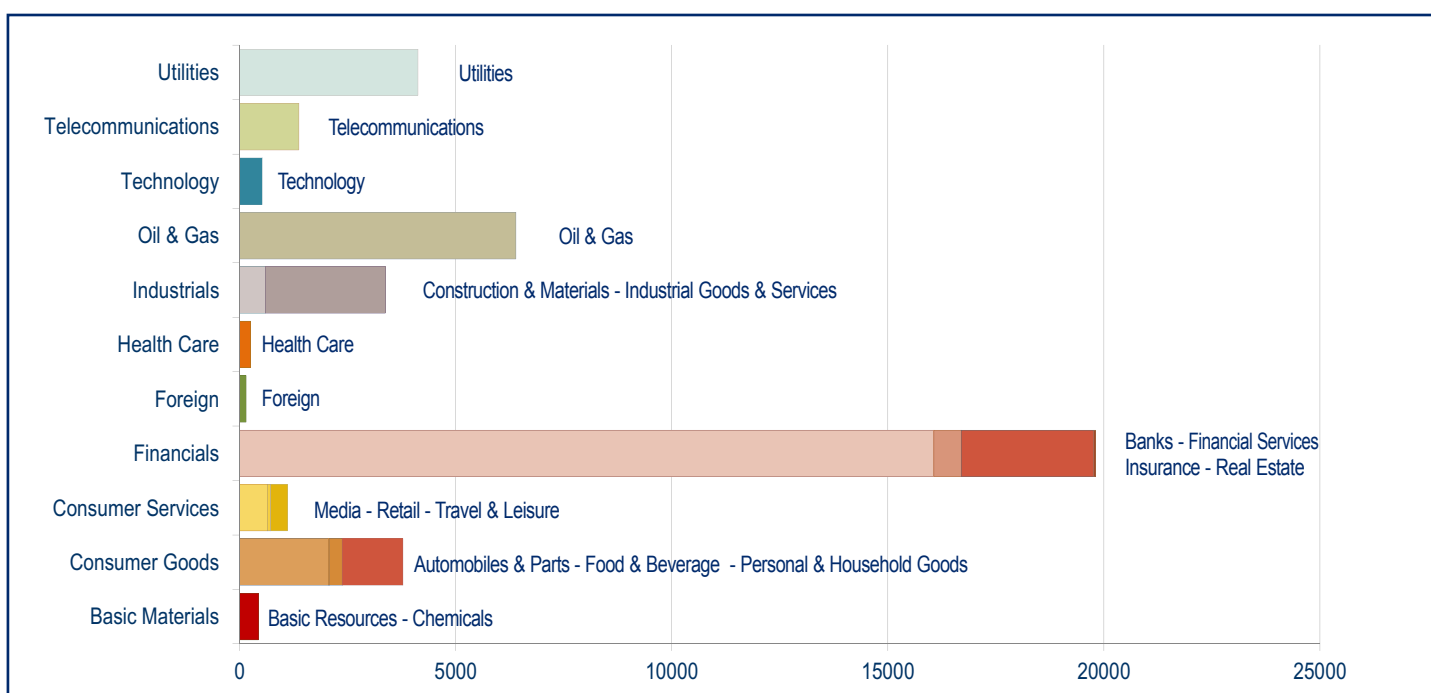
Note: internal chart: capitalisation on 28.12.2012;  
external chart: capitalisation on 28.03.2013.

## TRADING

SHARES	JAN-MAR 2012		JAN-MAR 2013		MAR 2013	
	Trades Number	Turnover eur m	Trades Number	Turnover eur m	Trades Number	Turnover eur m
MTA Domestic	16 674 989	141 533.3	15 094 220	140 599.9	4 548 706	40 245.0
of which STAR	674 003	1 733.1	607 674	1 903.9	197 482	664.9
MTA Foreign	596 059	4 574.2	446 854	3 524.8	121 857	921.3
of which STAR	2 684	13.5	3 144	18.3	1 331	7.5
MIV Invest. Companies	11 716	11.4	22 209	26.3	2 308	2.3
MTA International	151 004	751.4	90 214	536.2	20 517	128.2
AIM Italia - MAC	9 747	11.8	10 089	21.1	2 185	6.8
MAC	14	0.3	-	-	-	-
<b>Total</b>	<b>17 443 529</b>	<b>146 882.3</b>	<b>15 663 586</b>	<b>144 708.3</b>	<b>4 695 573</b>	<b>41 303.5</b>
FTSE MIB Shares						
% Shares Total	75.5%	91.8%	78.4%	92.1%	80.1%	92.4%

OTHER INSTRUMENTS	JAN-MAR 2012		JAN-MAR 2013		MAR 2013	
	Trades Number	Turnover eur m	Trades Number	Turnover eur m	Trades Number	Turnover eur m
SeDex	359 832	3 597.6	392 405	3 512.7	133 891	1 226.1
Warrant MTA-MIV	32 484	23.6	18 382	10.2	5 741	3.0
Warrant AIM Italia	1 356	1.5	1 505	2.4	353	0.6
MIV Closed End Funds	14 336	38.7	17 312	45.6	5 379	14.9
ETF	597 814	14 422.2	651 733	16 473.5	204 295	5 397.7
ETC	202 456	2 182.8	126 915	1 628.8	35 089	480.6
<b>ETF Plus</b>	<b>800 270</b>	<b>16 605.0</b>	<b>778 648</b>	<b>18 102</b>	<b>239 384</b>	<b>5 878</b>
Convertible Bonds	33 477	438.0	13 206	217.2	4 450	61.8
Subscription rights	593 617	2 582.5	10 667	1.6	12	0.0
Mot - Government Bonds	1 548 103	91 761.2	1 272 318	80 836.4	368 756	23 181.0
Mot - Bonds	269 499	4 086.3	284 959	4 616.9	79 943	1 297.8
Mot - Eurobonds and ABSs	65 237	1 872.3	90 327	1 864.8	28 304	584.2
ExtraMOT	27 038	1 406.2	24 714	1 153.1	6 764	371.9
<b>Fixed Income Total</b>	<b>1 909 877</b>	<b>99 126.0</b>	<b>1 672 318</b>	<b>88 471</b>	<b>483 767</b>	<b>25 434.9</b>

## INDUSTRY/SUPERSECTOR TURNOVER (eur m)



## NEW LISTINGS

### RECENT EVENTS

ISSUER	MKT	SHARES	TRADING FIRST DAY	EVENT	1st DAY CAPITALISATION (eur m)	SPONSOR (NOMAD for AIM Italia)
<b>- MTA</b>						
Delclima	MTA	0	02.01.2012	Split of De Longhi	1 065.02	Mediobanca
Brunello Cucinelli	MTA	0	27.04.2012	IPO (placement of 33.0% of share capital)	726.70	Mediobanca
Fondiarria-Sai	MTA	RSP	06.08.2012	Following right issue	35.99	-
Intek Group	MTA	RSP	03.12.2012	Establishment of a different quotation line RSP 1.1.2012		
<b>- AIM ITALIA - MAC</b>						
Frendy Energy	AIM	0	22.06.2012	Admission with institutional placing	22.65	Integrae SIM
Primi sui Motori	AIM	0	26.07.2012	Admission with institutional placing	28.19	Integrae SIM
Compagnia della Ruota	AIM	0	30.07.2012	Admission with institutional placing	6.82	Unipol Merchant Bank
1 MC-Link	AIMMA	0	22.02.2013	Admission with institutional placing	27.51	Integrae SIM
2 Enertronica	AIMMA	0	15.03.2013	Admission with institutional placing	10.01	Envent
3 Mondo TV France	AIMMA	0	25.03.2013	Admission with institutional placing	12.48	Banca Finnat

### NEWLY ADMITTED COMPANIES (THROUGH IPOs, SPOs AND INSTITUTIONAL PLACINGS)

Security: COMPAGNIA DELLA RUOTA			Total	of which Public	of which Institutionals
Offer period:	....	Offered shares:	max 3 514 615	min	....
	30.07.2012	Greenshoe:	max	....	....
Offer price:	1.00	Requested shares:	....	....	....
Bookbuilding range:	....-....	Allotted shares:	3 514 615	....	3 514 615
Minimum lot:	....	- of which greenshoe:	-	-	-
Placed stake:	51.5%	Capital raised (ML euro):	3.51	....	3.51
		- from newly issued shares:	3.51		
Blt alphabetical code:	....				
Bloomberg code:	....	Market and segment:	AIM - Mercato Alternativo del Capitale		
Reuters code:	....	Sector:	....		
<b>1 Security: MC-LINK</b>			<b>Total</b>	<b>of which Public</b>	<b>of which Institutionals</b>
Offer period:	....	Offered shares:	max 360 000	min	....
	22.02.2013	Greenshoe:	max	....	....
Offer price:	7.65	Requested shares:	....	....	....
Bookbuilding range:	....-....	Allotted shares:	360 000	....	360 000
Minimum lot:	....	- of which greenshoe:	-	-	-
Placed stake:	11.1%	Capital raised (ML euro):	2.62	....	2.62
		- from newly issued shares:	2.62		
Blt alphabetical code:	....				
Bloomberg code:	....	Market and segment:	AIM - Mercato Alternativo del Capitale		
Reuters code:	....	Sector:	....		
<b>2 Security: ENERTRONICA</b>			<b>Total</b>	<b>of which Public</b>	<b>of which Institutionals</b>
Offer period:	....	Offered shares:	max 335 441	min	....
	15.03.2013	Greenshoe:	max	....	....
Offer price:	2.60	Requested shares:	....	....	....
Bookbuilding range:	....-....	Allotted shares:	335 441	....	335 441
Minimum lot:	....	- of which greenshoe:	-	-	-
Placed stake:	10.1%	Capital raised (ML euro):	0.87	....	0.87
		- from newly issued shares:	0.87		
Blt alphabetical code:	....				
Bloomberg code:	....	Market and segment:	AIM - Mercato Alternativo del Capitale		
Reuters code:	....	Sector:	....		
<b>3 Security: MONDO TV FRANCE</b>			<b>Total</b>	<b>of which Public</b>	<b>of which Institutionals</b>
Offer period:	....	Offered shares:	max 26 424 828	min	....
	25.03.2013	Greenshoe:	max	....	....
Offer price:	0.11	Requested shares:	....	....	....
Bookbuilding range:	....-....	Allotted shares:	26 424 828	26 424 828	-
Minimum lot:	....	- of which greenshoe:	-	-	-
Placed stake:	25.0%	Capital raised (ML euro):	3.00	3.00	-
		- from newly issued shares:	-		
Blt alphabetical code:	....				
Bloomberg code:	....	Market and segment:	AIM - Mercato Alternativo del Capitale		
Reuters code:	....	Sector:	....		

Note: The column "Total" includes, in addition to public and institutional tranches, also prospective offers reserved to other investors (family & friends etc.). Allotted shares figure doesn't include overallotted shares until the greenshoe option is possibly exercised.

## RIGHT ISSUES

N°	MKT SEG.	SECURITIES	OPTION RIGHTS TRADING PERIOD		OFFER PRICE	OFFERED SHARES	ISSUE RATE	UNEXERCISED PREEMPTIVE RIGHTS (%)	ALLOTTED SHARES	CAPITAL RAISED (eur m)
			FROM	TO						
	MTA -	UNIPOL ORD	16.07.2012	01.08.2012	2.00	422 851 420	20:1 ord 20:1 rights	27.1%	422 851 420	845.7
	MTA -	UNIPOL PRIV	16.07.2012	01.08.2012	0.98	260 456 660	20:1 prv 20:1 rights	56.9%	260 456 660	253.9
	AIM-MAC	IKF ORD	08.10.2012	06.11.2012	0.10	4 452 500	1:2 ord 1:2 rights	13.9%	3 870 621	0.4
1	AIM-MAC	VALORE ITALIA	17.12.2012	16.01.2013	0.10	16 191 111	1:4 ord	84.7%	2 479 087 AAI	0.2
2	MTA -	LVENTURE GROUP	21.01.2013	15.02.2013	0.05	95 850 000	9 : 1 ord, 9 : 1 rights	14.7%	95 850 000	5.0
3	MTA -	MOLMED	28.01.2013	15.02.2013	0.41	12 264 576	6 : 103 ord, 6 : 103 rights	17.5%	12 264 576	5.0
4	MIV -	CAPE LIVE ORD	04.02.2013	27.02.2013	0.09	279 194 227	19 : 5 ord / ocv	99.4%	1 555 694	0.1
5	MTA -	BE ORD	11.02.2013	01.03.2013	0.19	65 719 176	19 : 20 ord, 19 : 20 rights	28.5%	50 061 808	9.5

The right issue by Valore Italia HP is currently underway.

## SCRIP RIGHT ISSUES

N°	MKT SEG.	SECURITIES	EFFECTIVE DATE	NOMINAL VALUE		ISSUED SHARES	ISSUE RATE	VALUE (eur m)
				BEFORE	AFTER			
	MTA ST	TXT	28.05.2012	0.5000	0.5000	2 759 039	1:1	1.4
	MTA -	FNM	18.06.2012	0.0000	0.0000	186 386 814	3:4	100.0
	MTA -	ANSALDO STS	04.07.2012	0.5000	0.5000	20 000 000	1:6	10.0
	MTA -	CATTOLICA ASSICURAZIONI	23.07.2012	3.0000	3.0000	2 704 431	1:20	8.1

## TOTAL MONEY RAISED (eur m)

	NUMBER	SECURITIES		MONEY RAISED	SHARE-HOLDERS	INVESTORS			
		NEWLY ISSUED	SOLD			PUBLIC	EMPLOYEES	INSTIT. INVESTORS	OTHER
<b>a) YEAR 2013 - CAPITAL INCREASES</b>	<b>5</b>	<b>19.9</b>	<b>-</b>	<b>19.9</b>	<b>19.9</b>	<b>-</b>	<b>-</b>	<b>-</b>	<b>-</b>
MTA	3	19.5	-	19.5	19.5	-	-	-	-
- of which Star	-	-	-	-	-	-	-	-	-
MIV	1	0.1	-	0.1	0.1	-	-	-	-
AIM Italia - Mercato Alternativo del Capitale	1	0.2	-	0.2	0.2	-	-	-	-
<b>b) YEAR 2013 - OPVS TOTAL (Excluded Closed-end funds)</b>	<b>3</b>	<b>3.5</b>	<b>3.0</b>	<b>6.5</b>	<b>1.8</b>	<b>1.2</b>	<b>-</b>	<b>3.5</b>	<b>-</b>
MTA	-	-	-	-	-	-	-	-	-
- of which Star	-	-	-	-	-	-	-	-	-
MIV	-	-	-	-	-	-	-	-	-
AIM Italia - Mercato Alternativo del Capitale	3	3.49	3.00	6.49	1.78	1.22	-	3.49	-
NEW LISTINGS	3	3.49	3.00	6.49	1.78	1.22	-	3.49	-
MTA	-	-	-	-	-	-	-	-	-
- of which Star	-	-	-	-	-	-	-	-	-
MIV	-	-	-	-	-	-	-	-	-
AIM Italia - Mercato Alternativo del Capitale	3	3.49	3.00	6.49	1.78	1.22	-	3.49	-
<b>YEAR 2013 - MONEY RAISED (a+b)</b>	<b>8</b>	<b>23.4</b>	<b>3.0</b>	<b>26.4</b>	<b>21.7</b>	<b>1.2</b>	<b>-</b>	<b>3.5</b>	<b>-</b>

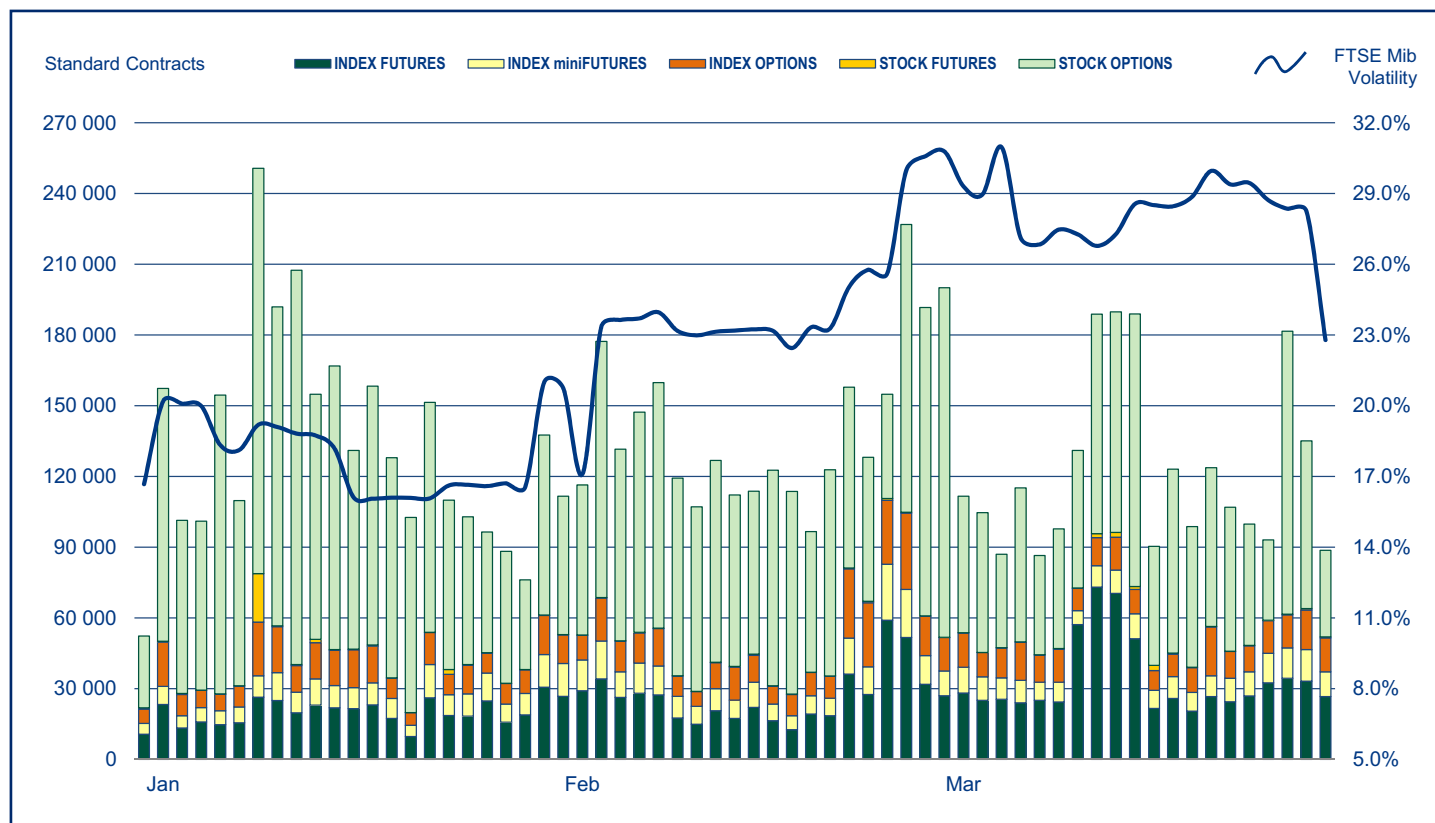
## TAKEOVER BIDS

N°	BIDDER	OFFER TYPE	TARGET SHARES	OFFER PERIOD		PRICE (eur)	SHARES		STAKE OWNED AFTER OFFER	TURNOVER (eur m)
				FROM	TO		REQUESTED	BOUGHT		
	NEEP ROMA HOLDING S.P.A.	MANDATORY	A.S. ROMA S.P.A.	13.10.2011	03.11.2011	0.678	43 604 610	14 500 026	78.04%	9.83
	INIZIATIVE MINERARIE E PAVIM	VOLUNTARY	GRUPPO MINERALI MAFFEI	21.11.2011	16.12.2011	4.000	1 270 592	629 695	90.08%	2.52
	BANCA APULIA, HDI ASSICURAZIONI	VOLUNTARY	APULIA PRONTOPRESTITO	30.01.2012	16.03.2012	0.300	44 700 000	21 249 667	90.06%	6.37
	EDIZIONE S.r.l	VOLUNTARY	BENETTON GROUP S.P.A.	05.03.2012	30.03.2012	4.600	45 937 430	32 005 805	92.37%	147.23
	DOCOMO Deutschland GmbH	VOLUNTARY	BUONGIORNO S.p.a.	04.06.2012	06.07.2012	2.000	111 888 895	104 779 755	98.05%	209.56
	TRANSALPINA DI ENERGIA S.R.L.	MANDATORY	EDISON S.p.a.	02.07.2012	03.08.2012	0.890	1 003 045 298	904 822 259	98.10%	805.29
	LADURNER FINANCE S.p.A.	MANDATORY	GREENVISION AMBIENTE S.p.A.	06.08.2012	10.09.2012	6.610	2 047 223	1 433 477	89.52%	9.48
	MONTE BIANCO	VOLUNTARY	SCREEN SERVICE	12.11.2012	30.11.2012	0.220	136 785 000	29 128 027	22.27%	6.41
1	TREEMMEA	VOLUNTARY	RCF GROUP	13.12.2012	25.01.2013	0.650	8 112 199	4 454 041	88.57%	2.90
2	CRISTALLO	MANDATORY	MARCOLIN	07.01.2013	01.02.2013	4.250	13 297 244	10 367 974	95.29%	44.06

The takeover bid over ordinary shares of Impregilo is currently underway.

Notes: AAI Before unexercised preemptive right auction AIMMA COMP AIM - Mercato Alternativo del Capitale ST Star Segment  
 AEG Before greenshoe  
 AIMIT AIM Italia  
 MTAI MTA International

# IDEM - DERIVATIVES TRADING



	DAYS	MONTH	TURNOVER (1)							OPEN INTEREST (4)	
			TOTAL			DAILY AVERAGE					
			STANDARD CONTRACTS	TRADES NUMBER	TURNOVER eur m	OTHER (2)	% TOT SHARES (3)	STANDARD CONTRACTS	TRADES NUMBER		TURNOVER eur m
INDEX FUTURES (5)	62	YEAR 2013	1 665 107	1 160 697	136 461.6	..	94.3%	26 857	18 721	2 201.0	35 282
	20	FEB 2013	537 719	408 596	44 085.2	..	95.8%	26 886	20 430	2 204.3	37 470
	20	MAR 2013	676 864	397 916	53 173.5	..	128.7%	33 843	19 896	2 658.7	35 282
INDEX MINI-FUTURES (6)	62	YEAR 2013	627 612	510 562	10 360.8	..	7.2%	10 123	8 235	167.1	2 525
	20	FEB 2013	231 448	187 613	3 801.0	..	8.3%	11 572	9 381	190.1	3 692
	20	MAR 2013	194 136	157 967	3 039.7	..	7.4%	9 707	7 898	152.0	2 525
INDEX OPTIONS	62	YEAR 2013	831 552	146 346	34 393.2	663.6	23.8%	13 412	2 360	554.7	256 455
	20	FEB 2013	304 867	52 548	12 582.5	213.9	27.3%	15 243	2 627	629.1	267 821
	20	MAR 2013	255 589	46 053	10 271.6	229.3	24.9%	12 779	2 303	513.6	256 455
STOCK FUTURES (7)	62	YEAR 2013	43 415	3 028	123.3	..	0.1%	700	49	2.0	9 629
	20	FEB 2013	4 728	985	21.3	..	0.0%	236	49	1.1	32 167
	20	MAR 2013	10 560	1 045	38.6	..	0.1%	528	52	1.9	9 629
STOCK OPTIONS	62	YEAR 2013	5 092 116	115 026	12 663.7	756.6	9.5%	82 131	1 855	204.3	3 844 952
	20	FEB 2013	1 748 200	34 923	4 345.3	260.7	10.3%	87 410	1 746	217.3	4 424 185
	20	MAR 2013	1 305 399	32 995	3 252.6	195.2	8.6%	65 270	1 650	162.6	3 844 952
EQUITY DERIVATIVES TOTAL	62	YEAR 2013	8 259 802	1 935 659	194 002.6	1 420.1	134.1%	133 223	31 220	3 129.1	4 148 843
	20	FEB 2013	2 826 962	684 665	64 835.3	474.5	140.9%	141 348	34 233	3 241.8	4 765 335
	20	MAR 2013	2 442 548	635 976	69 776.0	424.6	168.9%	122 127	31 799	3 488.8	4 148 843
ELECTRICITY FUTURES	62	YEAR 2013	1 310	221	287.6	4 378 624	..	21	4	4.6	1 283
	20	FEB 2013	508	86	89.7	1 373 977	..	25	4	4.5	1 099
	20	MAR 2013	318	55	68.4	1 073 880	..	16	3	3.4	1 283
WHEAT FUTURE	49	YEAR 2013	78	34	1.2	3 900	..	2	1	0.02	26
	20	FEB 2013	45	19	0.7	2 250	..	2	1	0.03	34
	20	MAR 2013	8	4	0.1	400	..	0	0	0.01	26
IDEM TOTAL	62	YEAR 2013	8 261 190	1 935 914	194 291.4	..	..	133 245	31 224	3 133.7	4 150 152
	20	FEB 2013	2 827 515	684 770	64 925.6	..	..	141 376	34 239	3 246.3	4 766 468
	20	MAR 2013	2 442 874	636 035	69 844.5	..	..	122 144	31 802	3 492.2	4 150 152

(1) The notional turnover is computed as the product of contracts number, price and index multiplier for index futures; contracts number, price and size multiplier for stock futures; contracts number, strike prices and index multiplier for index options; contracts number, strike prices and sizes for stock options.

(2) Premium in euro million for options and equity derivatives total; traded MWh for electricity future, tons for wheat future.

(3) As percentage on shares turnover (total shares for Index derivatives and Idem total; shares with underlying listed on Borsa Italiana for stock futures and stock options).

(4) Open positions at the end of period. Net figures for futures, gross figures for options.

(5) Includes data for FTSE MIB Dividend Futures.

(6) Includes data for FTSE 100 miniFutures.

(7) Includes data for pan-european stock futures.

**Additional Information:**

This publication uses only electronic trading data; trades that are reported to Borsa Italiana under its rules but executed away from its electronic order books are not included.

There were 20 trading days in March 2013 and 22 trading days in March 2012 on Borsa Italiana.

There were 62 trading days in the period January - March 2013 and 65 trading days in the period January - March 2012.

The publication of this document does not represent solicitation, by Borsa Italiana S.p.A., of public saving and is not to be considered as a recommendation by Borsa Italiana as to the suitability of the investment, if any, herein described.

This document has not to be considered complete and it is meant for information and discussion purposes only. Borsa Italiana accepts no liability, arising, without limitation to the generality of the foregoing, from inaccuracies and/or mistakes, for decisions and/or actions taken by any party based on this documents.

Trademarks Borsa Italiana and Borsa Italiana's logo, IDEM, MOT, MTA, STAR, SeDeX, MIB, IDEX, Bit Club, Academy, MiniFIB, DDM, EuroMOT, Market Connect, NIS, Borsa Virtuale, ExtraMOT, MIV are owned by Borsa Italiana S.p.A.

FTSE is a registered trademark of London Stock Exchange plc and The Financial Times Limited and is used by FTSE International Limited under licence. London Stock Exchange, the coat of arms device and AIM are a registered trade mark of London Stock Exchange plc.

The above trademarks and any other trademark owned by the London Stock Exchange Group cannot be used without express written consent by the Company having the ownership of the same.

Borsa Italiana S.p.A. and its subsidiaries are subject to direction and coordination of London Stock Exchange Group Holdings (Italy) Ltd - Italian branch.

© March 2013 Borsa Italiana S.p.A.. All rights reserved.

*Register on line if you want receive Monthly Update at your preferred address as soon as the new release is published.*  
<http://www.borsaitalia.it/bitApp/servlet/RegistrationController?target=frmBase&lang=en>

4 April 2013 - 18:00



Think before  
you print

