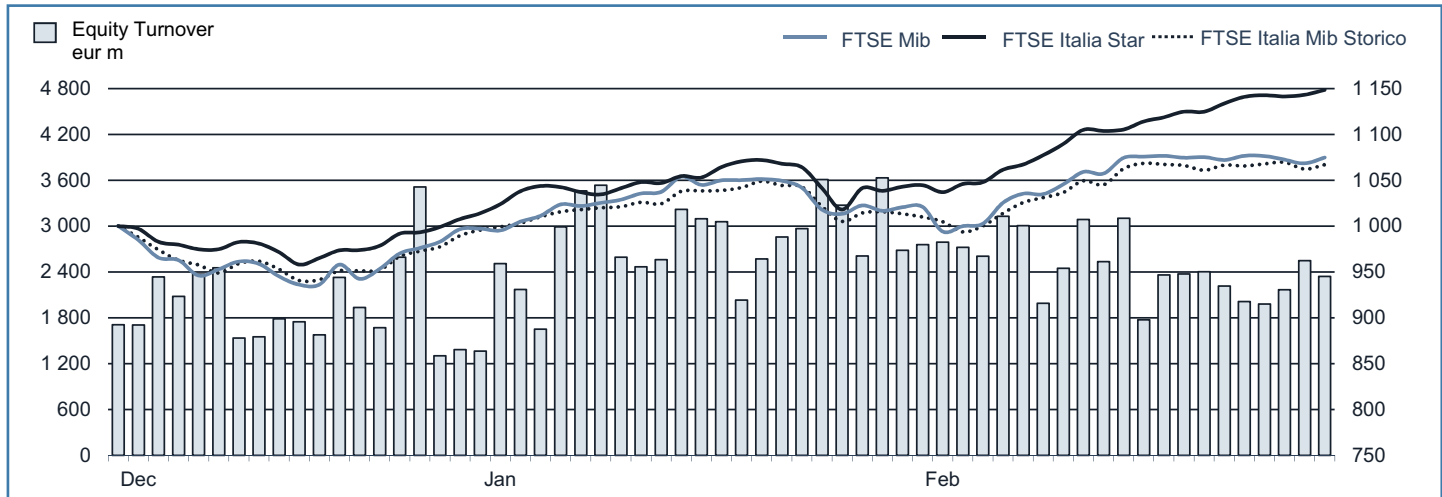
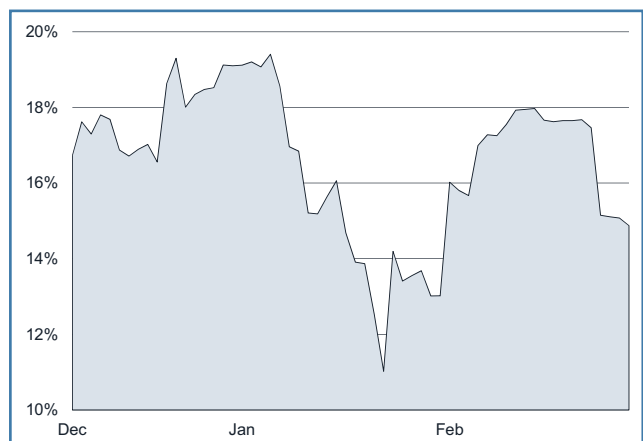


MONTHLY UPDATE
February 2014
EQUITY DAILY TURNOVER AND MAIN INDICES (BASE = 1000 29.11.2013)

STOCK INDICES

| | 31 JAN 2014 | 28 FEB 2014 | Var. % MoM | Var. % 2013 end | Volatility Feb 2014 |
|---------------------------|-------------|-------------|---------------|--------------------|------------------------|
| FTSE Italia Mib Storico ▲ | 16 278 | 17 198 | 5.7% | 7.2% | 11.7% |
| FTSE Mib ▲ | 19 418 | 20 442 | 5.3% | 7.8% | 15.7% |
| FTSE Italia Star ▲ | 17 545 | 19 293 | 10.0% | 13.3% | 8.4% |

FTSE MIB VOLATILITY

TRADING - DAILY AVERAGE

| | (*) | JAN-FEB 2013 | | JAN-FEB 2014 | | FEB 2014 | |
|---------------------------|-----|------------------|-------------------|------------------|-------------------|------------------|-------------------|
| | | Trades Number | Turnover eur m | Trades Number | Turnover eur m | Trades Number | Turnover eur m |
| Shares ▲ | | 261 143 | 2 462.0 | 273 361 | 2 663.3 | 254 870 | 2 478.5 |
| Securitized Derivatives ▲ | | 6 155 | 54.4 | 8 296 | 97.4 | 8 395 | 97.7 |
| ETF Plus ▲ | | 12 840 | 291.0 | 12 966 | 313.1 | 13 026 | 314.1 |
| Fixed Income ▼ | | 28 299 | 1 500.9 | 21 314 | 1 399.9 | 22 285 | 1 439.0 |

(*) Indicators are related to turnover figures.

LISTING

| | 30 DEC 2013 | 31 JAN 2014 | 28 FEB 2014 |
|-------------------------------------|--------------|--------------|--------------|
| MTA Domestic | 243 | 241 | 241 |
| of which STAR | 67 | 67 | 67 |
| MTA Foreign | 5 | 5 | 5 |
| of which STAR | 1 | 1 | 1 |
| MIV (Investment Companies and SPAC) | 6 | 6 | 6 |
| MTA International | 36 | 36 | 36 |
| AIM Italia - MAC | 36 | 38 | 39 |
| MAC | - | - | - |
| Listed Companies Total | 326 | 326 | 327 |
| Warrant | 27 | 29 | 29 |
| MIV Closed End Funds | 25 | 26 | 26 |
| ETF | 658 | 669 | 638 |
| ETC/ETN | 177 | 195 | 201 |
| ETF Plus Total | 835 | 864 | 839 |
| Securitized Derivatives | 5 140 | 5 356 | 5 537 |
| Convertibles Bonds | 8 | 8 | 7 |
| Mot - Government Bonds | 108 | 109 | 109 |
| Mot - Bonds | 689 | 693 | 689 |
| Mot - Eurobonds and ABSs | 400 | 402 | 408 |
| MOT Total | 1 197 | 1 204 | 1 206 |
| Extramot | 381 | 402 | 407 |
| Fixed Income Total | 1 578 | 1 606 | 1 613 |

MOST TRADED SHARES IN THE MONTH

| Shares | Mkt | Turnover eur m | % TOT |
|-----------------|-----|-------------------|-------|
| Unicredit | MTA | 8 191.5 | 16.5% |
| Intesa Sanpaolo | MTA | 5 715.7 | 11.5% |
| Eni | MTA | 4 484.4 | 9.0% |
| Enel | MTA | 2 731.4 | 5.5% |
| Generali | MTA | 2 167.0 | 4.4% |

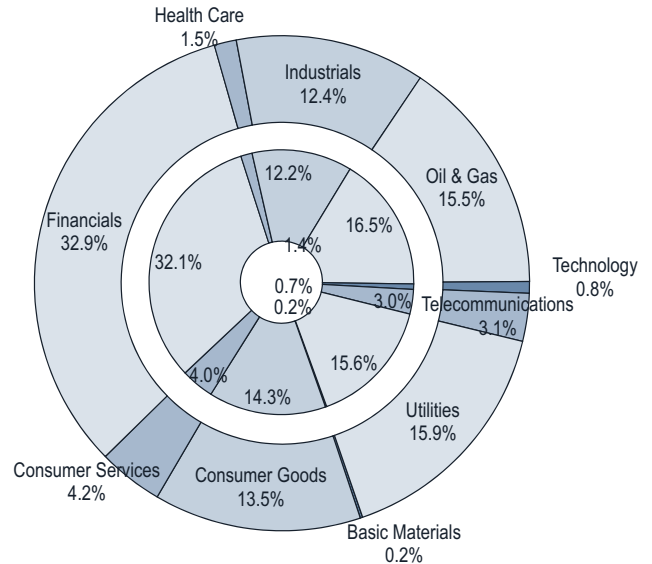
BEST PERFORMANCES IN THE MONTH

| Shares | Mkt | Var. % MoM | Var % 2013 end |
|----------------------|-------|---------------|-------------------|
| Bialetti Industrie | MTA | 128.2% | 220.6% |
| Fintel Energia Group | AIMMA | 102.2% | 90.0% |
| Class Editori | MTA | 78.1% | 92.9% |
| Banca Profilo | MTA | 76.4% | 114.0% |
| Tiscali | MTA | 72.9% | 72.3% |

 Performances are computed with no-rounded official prices.
 Performance is not included for shares not listed at 2013 end or unlimited suspended at February 2014 end

CAPITALISATION

| Domestic Companies Capitalisation (eur m) | 30 DEC 2013 | 31 JAN 2014 | 28 FEB 2014 |
|---|----------------|----------------|----------------|
| MTA Capitalisation | 445 167 | 452 747 | 481 343 |
| <i>of which STAR</i> | 21 475 | 22 017 | 24 247 |
| MIV (Investment Companies e SPAC) | 291 | 305 | 309 |
| AIM Italia - MAC | 1 183 | 1 196 | 1 325 |
| MAC | - | - | - |
| Total | 446 641 | 454 248 | 482 977 |
| Capitalisation (% GDP) | | | |
| MTA | 28.6% | 28.6% | 30.4% |
| <i>of which STAR</i> | 1.4% | 1.4% | 1.5% |
| Total | 28.7% | 28.7% | 30.5% |
| Capitalisation (% Tot.) | | | |
| FTSE MIB Shares | 80.8% | 81.1% | 80.6% |

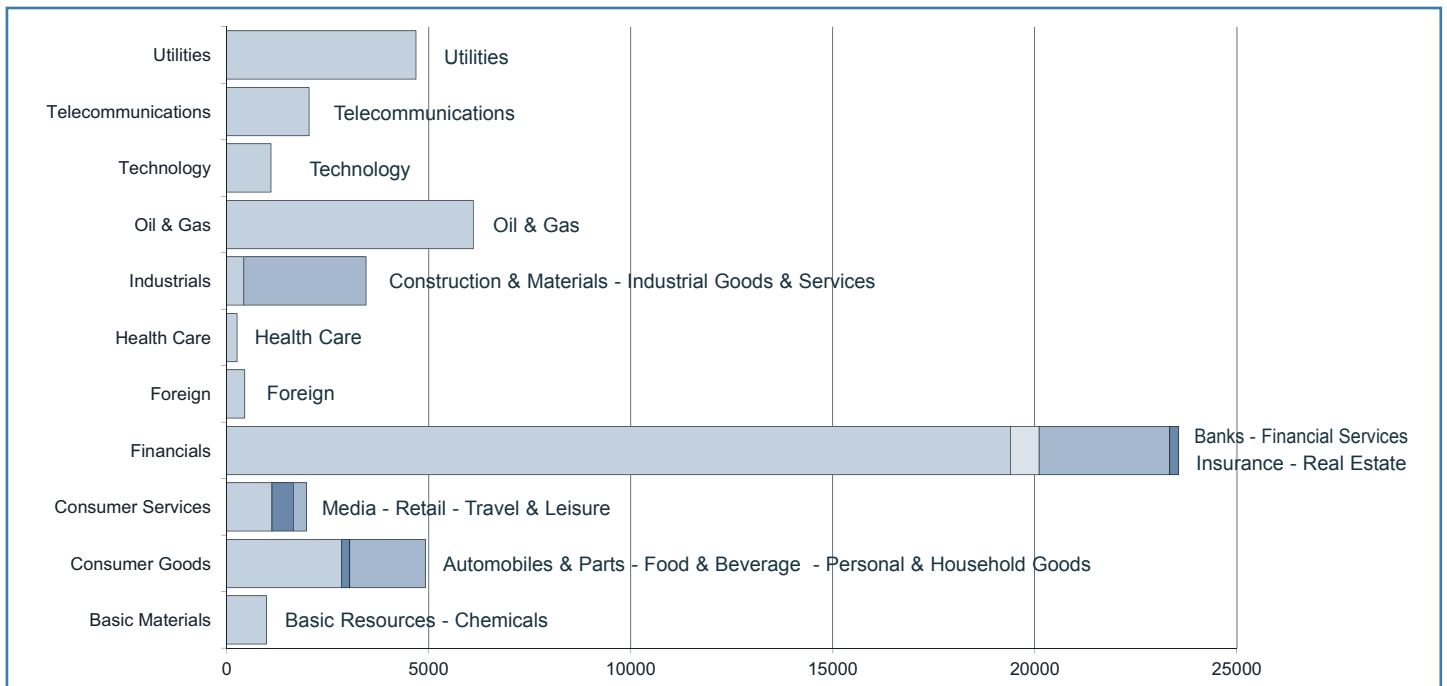


Note: internal chart: capitalisation on 30.12.2013;
external chart: capitalisation on 28.02.2014.

TRADING

| SHARES | JAN-FEB 2013 | | JAN-FEB 2014 | | FEB 2014 | | OTHER INSTRUMENTS | JAN-FEB 2013 | | JAN-FEB 2014 | | FEB 2014 | |
|-----------------------|-------------------|------------------|-------------------|------------------|------------------|-----------------|---------------------------|------------------|-----------------|----------------|-----------------|----------------|-----------------|
| | Trades Number | Turnover eur m | Trades Number | Turnover eur m | Trades Number | Turnover eur m | | Trades Number | Turnover eur m | Trades Number | Turnover eur m | Trades Number | Turnover eur m |
| MTA Domestic | 10 545 514 | 100 354.9 | 10 788 455 | 106 988.9 | 4 793 615 | 47 335.0 | SeDex | 258 514 | 2 286.6 | 348 428 | 4 091.1 | 167 891 | 1 954.9 |
| <i>of which STAR</i> | 410 192 | 1 239.0 | 890 563 | 3 442.5 | 405 029 | 1 561.2 | Warrant | 13 793 | 8.9 | 16 988 | 15.4 | 8 836 | 8.0 |
| MTA Foreign | 324 997 | 2 603.5 | 608 872 | 4 454.9 | 262 513 | 2 033.7 | MIV Closed End Funds | 11 933 | 30.8 | 14 604 | 59.3 | 8 024 | 30.8 |
| <i>of which STAR</i> | 1 813 | 10.8 | 8 668 | 60.3 | 4 503 | 31.4 | ETF | 447 438 | 11 075.8 | 414 419 | 11 812.0 | 189 134 | 5 588.9 |
| MIV Invest. Companies | 19 901 | 24.0 | 18 247 | 28.4 | 9 220 | 14.1 | ETC | 91 826 | 1 148.2 | 130 162 | 1 339.9 | 71 377 | 692.9 |
| MTA International | 69 697 | 408.0 | 44 778 | 323.7 | 20 179 | 152.1 | ETF Plus | 539 264 | 12 224.0 | 544 581 | 13 151.9 | 260 511 | 6 281.8 |
| AIM Italia - MAC | 7 904 | 14.3 | 20 795 | 62.0 | 11 878 | 36.1 | Convertible Bonds | 8 756 | 155.3 | 4 020 | 69.9 | 1 312 | 17.4 |
| MAC | - | - | - | - | - | - | Subscription rights | 10 655 | 1.6 | 6 778 | 1.6 | 2 186 | 0.6 |
| Total | 10 968 013 | 103 404.8 | 11 481 147 | 111 857.9 | 5 097 405 | 49 571.0 | Mot - Government Bonds | 903 562 | 57 655.4 | 663 640 | 54 039.6 | 329 932 | 26 365.9 |
| FTSE MIB Shares | | | | | | | Mot - Bonds | 205 016 | 3 319.1 | 131 692 | 2 185.2 | 65 050 | 1 100.4 |
| % Shares Total | 77.6% | 91.9% | 72.0% | 89.3% | 69.6% | 88.6% | Mot - Eurobonds and ABSs | 62 023 | 1 280.6 | 80 669 | 1 240.0 | 41 291 | 661.8 |
| | | | | | | | ExtraMOT | 17 950 | 781.2 | 19 198 | 1 331.9 | 9 430 | 651.7 |
| | | | | | | | Fixed Income Total | 1 188 551 | 63 036.3 | 895 199 | 58 796.7 | 445 703 | 28 779.8 |

INDUSTRY/SUPERSECTOR TURNOVER (eur m)



NEW LISTINGS

RECENT EVENTS

| ISSUER | MKT | SHARES | TRADING FIRST DAY | EVENT | 1st DAY CAPITALISATION (eur m) | SPONSOR (NOMAD for AIM Italia) |
|------------------------------|-------|--------|-------------------|--------------------------------------|--------------------------------|--------------------------------|
| Space | MTA | O | 18.12.2013 | IPO | 127.38 | |
| Leone Film Group | AIMMA | O | 18.12.2013 | Admission with institutional placing | 64.79 | Unipol Banca |
| Net Insurance | AIMMA | O | 19.12.2013 | Admission with institutional placing | 136.53 | Envent |
| Innovatec | AIMMA | O | 20.12.2013 | Admission with institutional placing | 23.99 | Envent |
| Wm Capital | AIMMA | O | 23.12.2013 | Admission with institutional placing | 10.93 | Integrae Sim |
| Greenitaly1 | AIMMA | O | 27.12.2013 | Admission with institutional placing | 34.24 | Intermonte Sim |
| Gruppo Green Power | AIMMA | O | 22.01.2014 | Admission with institutional placing | 30.32 | Envent |
| Sunshine Capital Investments | AIMMA | O | 24.01.2014 | Admission with institutional placing | 3.23 | Integrae Sim |
| Expert System | AIMMA | O | 18.02.2014 | Admission with institutional placing | 42.52 | Integrae Sim |

NEWLY ADMITTED COMPANIES (THROUGH IPOs, SPOs AND INSTITUTIONAL PLACINGS)

| Security: | WM CAPITAL | | Total | of which Public | of which Institutionals |
|------------------------|------------|-----------------------------|---|-----------------|-------------------------|
| Offer period: | | Offered shares: | max 2 400 000 | min | max 2 400 000 |
| | 23.12.2013 | Greenshoe: | max | - | - |
| Offer price: | 1.00 | Requested shares: | | | |
| Bookbuilding range: |-.... | Allotted shares: | 1 370 000 | | 1 370 000 |
| Minimum lot: | | - of which greenshoe: | - | - | - |
| Placed stake: | 12.3% | Capital raised (ML euro): | 1.37 | | 1.37 |
| | | - from newly issued shares: | 1.10 | | |
| Blt alphabetical code: | | | | | |
| Bloomberg code: | | Market and segment: | AIM Italia - Mercato Alternativo del Capitale | | |
| Reuters code: | | Sector: |, | | |

| Security: | GREENITALY1 | | Total | of which Public | of which Institutionals |
|------------------------|-------------|-----------------------------|---|-----------------|-------------------------|
| Offer period: | | Offered shares: | max 5 000 000 | min | max 5 000 000 |
| | 27.12.2013 | Greenshoe: | max | - | - |
| Offer price: | 10.00 | Requested shares: | | | |
| Bookbuilding range: |-.... | Allotted shares: | 3 500 000 | | 3 500 000 |
| Minimum lot: | | - of which greenshoe: | - | - | - |
| Placed stake: | 100.0% | Capital raised (ML euro): | 35.00 | | 35.00 |
| | | - from newly issued shares: | 35.00 | | |
| Blt alphabetical code: | | | | | |
| Bloomberg code: | | Market and segment: | AIM Italia - Mercato Alternativo del Capitale | | |
| Reuters code: | | Sector: |, | | |

| Security: | GRUPPO GREEN POWER | | Total | of which Public | of which Institutionals |
|------------------------|--------------------|-----------------------------|---|-----------------|-------------------------|
| Offer period: | | Offered shares: | max 1 733 333 | min | max 1 733 333 |
| | 22.01.2014 | Greenshoe: | max | - | - |
| Offer price: | 10.50 | Requested shares: | 315 726 | | 315 726 |
| Bookbuilding range: |-.... | Allotted shares: | 315 726 | | 315 726 |
| Minimum lot: | | - of which greenshoe: | - | - | - |
| Placed stake: | 10.8% | Capital raised (ML euro): | 3.32 | | 3.32 |
| | | - from newly issued shares: | 3.32 | | |
| Blt alphabetical code: | | | | | |
| Bloomberg code: | | Market and segment: | AIM Italia - Mercato Alternativo del Capitale | | |
| Reuters code: | | Sector: |, | | |

| Security: | SUNSHINE CAPITAL INVESTMENTS | | Total | of which Public | of which Institutionals |
|------------------------|------------------------------|-----------------------------|---|-----------------|-------------------------|
| Offer period: | | Offered shares: | max 3 200 000 | min | max 3 200 000 |
| | 24.01.2014 | Greenshoe: | max | - | - |
| Offer price: | 1.00 | Requested shares: | | | |
| Bookbuilding range: |-.... | Allotted shares: | 3 200 000 | | 3 200 000 |
| Minimum lot: | | - of which greenshoe: | - | - | - |
| Placed stake: | 100.0% | Capital raised (ML euro): | 3.20 | | 3.20 |
| | | - from newly issued shares: | 3.20 | | |
| Blt alphabetical code: | | | | | |
| Bloomberg code: | | Market and segment: | AIM Italia - Mercato Alternativo del Capitale | | |
| Reuters code: | | Sector: |, | | |

| Security: | EXPERT SYSTEM | | Total | of which Public | of which Institutionals |
|------------------------|---------------|-----------------------------|---|-----------------|-------------------------|
| Offer period: | | Offered shares: | max 9 593 000 | min | max 9 204 000 |
| | 18.02.2014 | Greenshoe: | max | - | - |
| Offer price: | 1.80 | Requested shares: | 9 593 000 | 389 000 | 9 204 000 |
| Bookbuilding range: |-.... | Allotted shares: | 9 593 000 | 389 000 | 9 204 000 |
| Minimum lot: | | - of which greenshoe: | - | - | - |
| Placed stake: | 41.9% | Capital raised (ML euro): | 17.13 | 0.56 | 16.57 |
| | | - from newly issued shares: | 9.85 | | |
| Blt alphabetical code: | | | | | |
| Bloomberg code: | | Market and segment: | AIM Italia - Mercato Alternativo del Capitale | | |
| Reuters code: | | Sector: |, | | |

Note: The column "Total" includes, in addition to public and institutional tranches, also prospective offers reserved to other investors (family & friends etc.). Allotted shares figure doesn't include overallotted shares until the greenshoe option is possibly exercised.

RIGHT ISSUES

| N° | MKT SEG. | SECURITIES | OPTION RIGHTS TRADING PERIOD | | OFFER PRICE | OFFERED SHARES | ISSUE RATE | UNEXERCISED PREEMPTIVE RIGHTS (%) | ALLOTTED SHARES | CAPITAL RAISED (eur m) |
|-------|----------|--------------------------------|------------------------------|------------|-------------|----------------|-----------------------------------|-----------------------------------|-----------------|------------------------|
| | | | FROM | TO | | | | | | |
| MTA | - | RCS MEDIAGROUP ORD | 17.06.2013 | 05.07.2013 | 1.24 | 323 807 079 | 3 : 1 ord, 3 : 1 rights | 15.0% | 323 807 079 | 399.9 |
| MTA | - | RCS MEDIAGROUP RSP | 17.06.2013 | 05.07.2013 | 0.27 | 77 878 422 | 3 : 1 ord, 3 : 1 rights | 4.4% | 77 878 422 | 20.9 |
| MIV | - | ERGYCAPITAL ORD | 01.07.2013 | 19.07.2013 | 0.13 | 104 323 461 | 11 : 10 ord, 11 : 10 rights | 31.5% | 72 180 603 | 9.7 |
| MTA | - | MAIRE TECNIMONT ORD | 01.07.2013 | 18.07.2013 | 0.50 | 271 580 000 | 8 : 1 ord, 8 : 1 rights | 0.9% | 271 580 000 | 134.7 |
| MTA | - | PRELIOS ORD | 22.07.2013 | 08.08.2013 | 0.60 | 193 195 887 | 23 : 10 ord, 23 : 10 rights | 61.3% | 193 195 887 | 115.0 |
| MTA | - | PIERREL ORD | 22.07.2013 | 09.08.2013 | 0.54 | 44 293 500 | 27 : 10 ord, 27 : 10 rights | 48.2% | 32 972 294 | 17.8 |
| MTA | - | HERA ORD | 28.10.2013 | 19.11.2013 | 1.25 | 78 466 539 | 1 : 17 ord, 1 : 17 rights | 1.4% | 78 466 539 | 98.1 |
| MTA | - | ZUCCHI ORD | 25.11.2013 | 12.12.2013 | 0.07 | 284 740 112 | 8 : 5 ord/risp, 8 : 5 rights | 74.7% | 277 777 778 | 20.0 |
| 1 MTA | - | GABETTI PROPERTY SOLUTIONS ORD | 20.01.2014 | 07.02.2014 | 0.03 | 648 380 448 | 32 : 41 ord/az. B, 32 : 41 rights | 7.5% | 648 380 448 | 19.0 |

The right issues by Valore Italia Holding di Partecipazioni and CHL are currently underway

SCRIP RIGHT ISSUES

| N° | MKT SEG. | SECURITIES | EFFECTIVE DATE | NOMINAL VALUE | | ISSUED SHARES | ISSUE RATE | VALUE (eur m) |
|-------|----------|-----------------|----------------|---------------|--------|---------------|------------|---------------|
| | | | | BEFORE | AFTER | | | |
| MTA | | ANSALDO STS | 15.07.2013 | 0.5000 | 0.5000 | 20 000 000 | 1:8 | 10.0 |
| MTA | | BANCO SANTANDER | 16.10.2013 | 0.5000 | 0.5000 | 270 539 267 | 1:41 | 135.3 |
| 1 MTA | | BANCO SANTANDER | 15.01.2014 | 0.5000 | 0.5000 | 263 567 918 | 1:43 | 131.8 |
| 2 MTA | STAR | TXT E-SOLUTIONS | 03.02.2014 | 0.5000 | 0.5000 | 5 911 932 | 1:1 | 3.0 |

TOTAL MONEY RAISED (EUR M)

| | NUMBER | SECURITIES | | MONEY RAISED | SHARE-HOLDERS | INVESTORS | | | |
|--|----------|--------------|------------|--------------|---------------|-----------|------------|-------------------|----------|
| | | NEWLY ISSUED | SOLD | | | PUBLIC | EMPLOYEES | INSTIT. INVESTORS | OTHER |
| a) YEAR 2014 - CAPITAL INCREASES | 1 | 19.0 | - | 19.0 | 19.0 | - | - | - | - |
| MTA | 1 | 19.0 | - | 19.0 | 19.0 | - | - | - | - |
| - of which Star | - | - | - | - | - | - | - | - | - |
| MIV | - | - | - | - | - | - | - | - | - |
| AIM Italia - Mercato Alternativo del Capitale | - | - | - | - | - | - | - | - | - |
| b) YEAR 2014 - OPVS TOTAL (Excluded Closed-end funds) | 3 | 16.4 | 7.3 | 23.6 | - | - | 0.6 | 23.1 | - |
| MTA | - | - | - | - | - | - | - | - | - |
| - of which Star | - | - | - | - | - | - | - | - | - |
| MIV | - | - | - | - | - | - | - | - | - |
| AIM Italia - Mercato Alternativo del Capitale | 3 | 16.37 | 7.28 | 23.64 | - | - | 0.56 | 23.08 | - |
| NEW LISTINGS | 3 | 16.37 | 7.28 | 23.6 | - | - | 0.56 | 23.08 | - |
| MTA | - | - | - | - | - | - | - | - | - |
| - of which Star | - | - | - | - | - | - | - | - | - |
| MIV | - | - | - | - | - | - | - | - | - |
| AIM Italia - Mercato Alternativo del Capitale | 3 | 16.37 | 7.28 | 23.64 | - | - | 0.56 | 23.08 | - |
| YEAR 2014 - MONEY RAISED (a+b) | 4 | 35.4 | 7.3 | 42.6 | 19.0 | - | 0.6 | 23.1 | - |

TAKEOVER BIDS

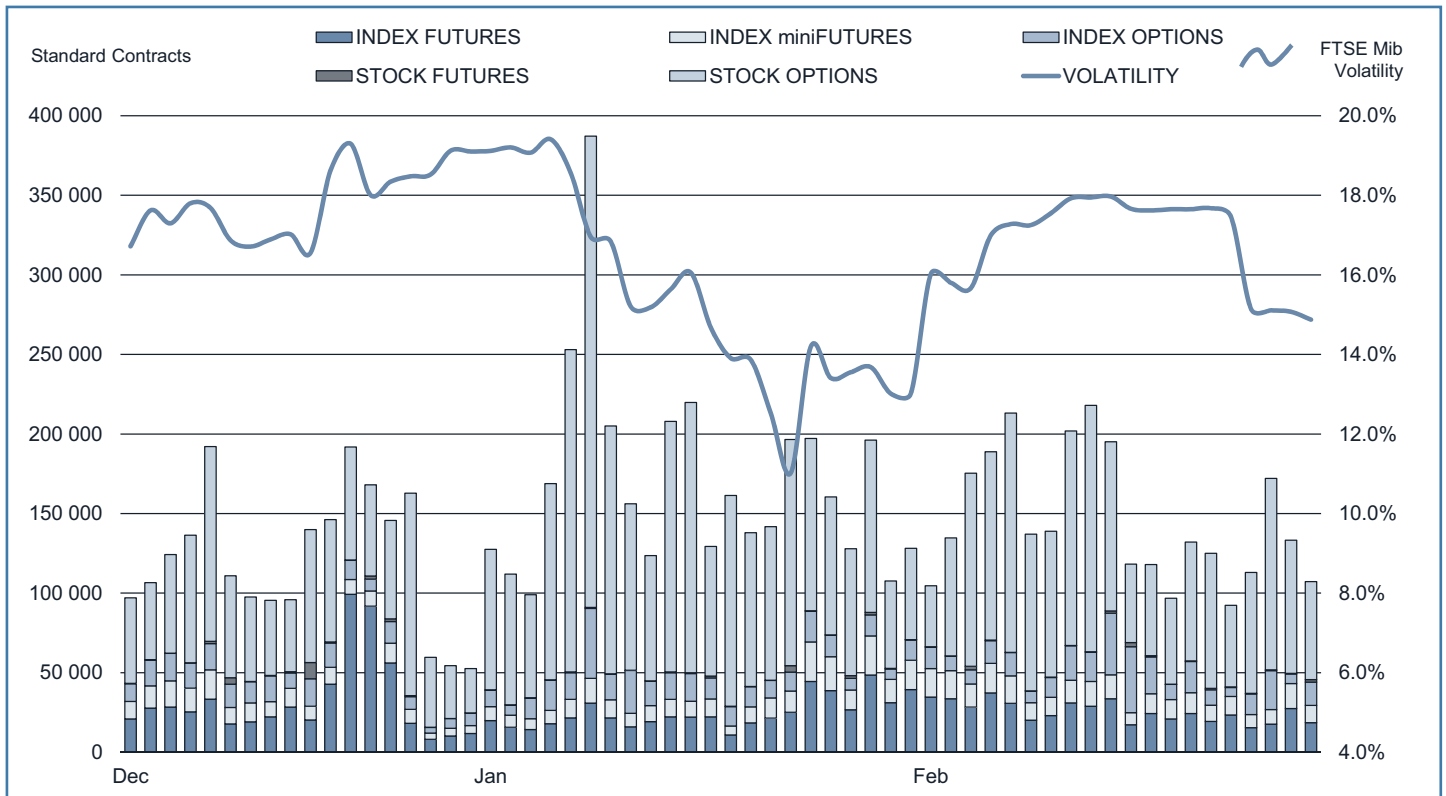
| N° | BIDDER | OFFER TYPE | TARGET SHARES | OFFER PERIOD | | PRICE (eur) | SHARES | | STAKE OWNED AFTER OFFER | TURNOVER (eur m) |
|----|-------------------------------|------------|-----------------------------|--------------|------------|-------------|---------------|-------------|-------------------------|------------------|
| | | | | FROM | TO | | REQUESTED | BOUGHT | | |
| | TRANSALPINA DI ENERGIA S.R.L. | MANDATORY | EDISON S.p.a. | 02.07.2012 | 03.08.2012 | 0.890 | 1 003 045 298 | 904 822 259 | 98.10% | 805.29 |
| | LADURNER FINANCE S.p.A. | MANDATORY | GREENVISION AMBIENTE S.p.A. | 06.08.2012 | 10.09.2012 | 6.610 | 2 047 223 | 1 433 477 | 89.52% | 9.48 |
| | MONTE BIANCO | VOLUNTARY | SCREEN SERVICE | 12.11.2012 | 30.11.2012 | 0.220 | 136 785 000 | 29 128 027 | 22.27% | 6.41 |
| | TREEMMEA | VOLUNTARY | RCF GROUP | 13.12.2012 | 08.02.2013 | 0.650 | 8 112 199 | 4 454 041 | 88.57% | 2.90 |
| | CRISTALLO | MANDATORY | MARCOLIN | 07.01.2013 | 01.02.2013 | 4.250 | 13 297 244 | 10 367 974 | 95.29% | 44.06 |
| | SALINI | VOLUNTARY | IMPREGILO | 18.03.2013 | 12.04.2013 | 4.000 | 282 381 888 | 228 213 875 | 86.54% | 912.86 |
| | MERIDIANA | VOLUNTARY | MERIDIANA FLY | 15.04.2013 | 10.05.2013 | 0.600 | 10 732 454 | 6 801 052 | 96.30% | 4.08 |
| | ROSNEFT JV PROJECTS S.A. | VOLUNTARY | SARAS | 27.05.2013 | 14.06.2013 | 1.370 | 69 310 933 | 69 310 933 | 20.99% | 94.96 |
| | LAURO SESSANTUNO SPA | MANDATORY | CAMFIN | 12.08.2013 | 11.10.2013 | 0.830 | 286 320 077 | 254 578 238 | 95.95% | 211.30 |
| | LIBERO ACQUISITION SARL | MANDATORY | DADA | 30.09.2013 | 25.10.2013 | 3.329 | 7 824 968 | 2 726 224 | 71.45% | 9.08 |

Notes: AAI Before unexercised preemptive right auction
AEG Before greenshoe
AIMIT AIM Italia

AIMMA COMP AIM - Mercato Alternativo del Capitale
MTAI MTA International

ST Star Segment

IDEM - DERIVATIVES TRADING



| | DAYS | MONTH | TURNOVER (1) | | | | | | | OPEN INTEREST (4) NUMBER OF CONTRACTS | |
|-------------------------------|------|-----------|--------------------|---------------|----------------|---------------|------------------|--------------------|---------------|--|----------------|
| | | | TOTAL | | | DAILY AVERAGE | | | | | |
| | | | STANDARD CONTRACTS | TRADES NUMBER | TURNOVER eur m | OTHER (2) | % TOT SHARES (3) | STANDARD CONTRACTS | TRADES NUMBER | | TURNOVER eur m |
| INDEX FUTURES (5) | 42 | YEAR 2014 | 1 059 413 | 786 686 | 104 529.1 | .. | 93.4% | 25 224 | 18 731 | 2 488.8 | 68 811 |
| | 22 | JAN 2014 | 549 045 | 404 680 | 53 710.5 | .. | 86.2% | 24 957 | 18 395 | 2 441.4 | 54 510 |
| | 20 | FEB 2014 | 510 368 | 382 006 | 50 818.5 | .. | 102.5% | 25 518 | 19 100 | 2 540.9 | 68 811 |
| INDEX MINIFUTURES (6) | 42 | YEAR 2014 | 543 095 | 393 129 | 10 718.0 | .. | 9.6% | 12 931 | 9 360 | 255.2 | 9 540 |
| | 22 | JAN 2014 | 278 566 | 202 455 | 5 451.5 | .. | 8.8% | 12 662 | 9 203 | 247.8 | 4 040 |
| | 20 | FEB 2014 | 264 529 | 190 674 | 5 266.5 | .. | 10.6% | 13 226 | 9 534 | 263.3 | 9 540 |
| INDEX OPTIONS | 42 | YEAR 2014 | 662 296 | 88 370 | 32 682.6 | 685.2 | 29.2% | 15 769 | 2 104 | 778.2 | 377 812 |
| | 22 | JAN 2014 | 336 068 | 44 262 | 16 455.0 | 319.4 | 26.4% | 15 276 | 2 012 | 748.0 | 328 690 |
| | 20 | FEB 2014 | 326 228 | 44 108 | 16 227.6 | 365.9 | 32.7% | 16 311 | 2 205 | 811.4 | 377 812 |
| STOCK FUTURES (7) | 42 | YEAR 2014 | 26 828 | 1 295 | 81.0 | .. | 0.1% | 639 | 31 | 1.9 | 32 451 |
| | 22 | JAN 2014 | 13 421 | 753 | 43.0 | .. | 0.1% | 610 | 34 | 2.0 | 26 211 |
| | 20 | FEB 2014 | 13 407 | 542 | 38.0 | .. | 0.1% | 670 | 27 | 1.9 | 32 451 |
| SINGLE STOCK DIVIDEND FUTURES | 42 | YEAR 2014 | 56 055 | 65 | 12.0 | .. | .. | 1 335 | 2 | 0.3 | 101 238 |
| | 22 | JAN 2014 | 44 505 | 43 | 8.7 | .. | .. | 2 023 | 2 | 0.4 | 92 408 |
| | 20 | FEB 2014 | 11 550 | 22 | 3.2 | .. | .. | 578 | 1 | 0.2 | 101 238 |
| STOCK OPTIONS | 42 | YEAR 2014 | 4 368 770 | 96 644 | 11 301.4 | 602.8 | 10.9% | 104 018 | 2 301 | 269.1 | 4 797 087 |
| | 22 | JAN 2014 | 2 567 585 | 53 630 | 6 192.8 | 345.3 | 10.7% | 116 708 | 2 438 | 281.5 | 4 270 745 |
| | 20 | FEB 2014 | 1 801 185 | 43 014 | 5 108.5 | 257.5 | 11.2% | 90 059 | 2 151 | 255.4 | 4 797 087 |
| EQUITY DERIVATIVES TOTAL | 42 | YEAR 2014 | 6 716 457 | 1 366 189 | 159 323.9 | 1 288.0 | 142.4% | 159 916 | 32 528 | 3 793.4 | 5 386 939 |
| | 22 | JAN 2014 | 3 789 190 | 705 823 | 81 861.6 | 664.7 | 131.4% | 172 236 | 32 083 | 3 721.0 | 4 776 604 |
| | 20 | FEB 2014 | 2 927 267 | 660 366 | 77 462.3 | 623.3 | 156.3% | 146 363 | 33 018 | 3 873.1 | 5 386 939 |
| ELECTRICITY FUTURES | 42 | YEAR 2014 | 2 349 | 334 | 195.1 | 3 354 973 | .. | 56 | 8 | 4.6 | 6 007 |
| | 22 | JAN 2014 | 1 078 | 156 | 95.1 | 1 572 654 | .. | 49 | 7 | 4.3 | 7 137 |
| | 20 | FEB 2014 | 1 271 | 178 | 100.0 | 1 782 319 | .. | 64 | 9 | 5.0 | 6 007 |
| WHEAT FUTURE | 42 | YEAR 2014 | 18 | 7 | 0.2 | 900 | .. | 0.4 | 0.2 | 0.01 | 12 |
| | 22 | JAN 2014 | 18 | 7 | 0.2 | 900 | .. | .. | .. | .. | 30 |
| | 20 | FEB 2014 | 18 | 7 | 0.2 | 900 | .. | 1 | 0.4 | 0.01 | 12 |
| IDEM TOTAL | 42 | YEAR 2014 | 6 718 824 | 1 366 530 | 159 519.3 | .. | .. | 159 972 | 32 536 | 3 798.1 | 5 392 958 |
| | 22 | JAN 2014 | 3 790 268 | 705 979 | 81 956.7 | .. | .. | 172 285 | 32 090 | 3 725.3 | 4 783 771 |
| | 20 | FEB 2014 | 2 928 556 | 660 551 | 77 562.6 | .. | .. | 146 428 | 33 028 | 3 878.1 | 5 392 958 |

(1) The notional turnover is computed as the product of contracts number, price and index multiplier for index futures; contracts number, price and size multiplier for stock futures; contracts number, strike prices and index multiplier for index options; contracts number, strike prices and sizes for stock options.

(2) Premium in euro million for options and equity derivatives total; traded MWh for electricity future, tons for wheat future.

(3) As percentage on shares turnover (total shares for Index derivatives and Idem total; shares with underlying listed on Borsa Italiana for stock futures and stock options).

(4) Open positions at the end of period. Net figures for futures, gross figures for options.

(5) Includes data for FTSE MIB Dividend Futures.

(6) Includes data for FTSE 100 miniFutures.

(7) Includes data for pan-european stock futures.

Additional Information:

This publication uses only electronic trading data; trades that are reported to Borsa Italiana under its rules but executed away from its electronic order books are not included.

There were 20 trading days in February 2014 and 20 trading days in February 2013 on Borsa Italiana.

There were 42 trading days in the period January - February 2014 and 42 trading days in the period January - February 2013.

This document contains text, data, graphics, photographs, illustrations, artwork, names, logos, trade marks, service marks and information ("Information") connected with Borsa Italiana S.p.A. ("Borsa Italiana").

All reasonable efforts have been made to ensure that the Information in this document was correct at the time of publication. However, Borsa Italiana Spa accepts no liability for decisions taken, or systems-related or other work carried out by any party based on this document. The publication of this document does not represent solicitation, by Borsa Italiana, of public saving and is not to be considered as a recommendation by Borsa Italiana as to the suitability of the investment, if any, herein described.

© February 2014 Borsa Italiana S.p.A. . All rights reserved.

Register on line if you want receive Monthly Update at your preferred address as soon as the new release is published.
<http://www.borsaitalia.it/bitApp/servlet/RegistrationController?target=frmBase&lang=en>

5th March 2014 - 16:00

Markets Analysis
Piazza degli Affari, 6 - 20123 Milano
T +39 02 724261 | Fax +39 02 8646.4323
e-mail: markets_analysis@borsaitaliana.it
www.borsaitaliana.it



London
Stock Exchange Group