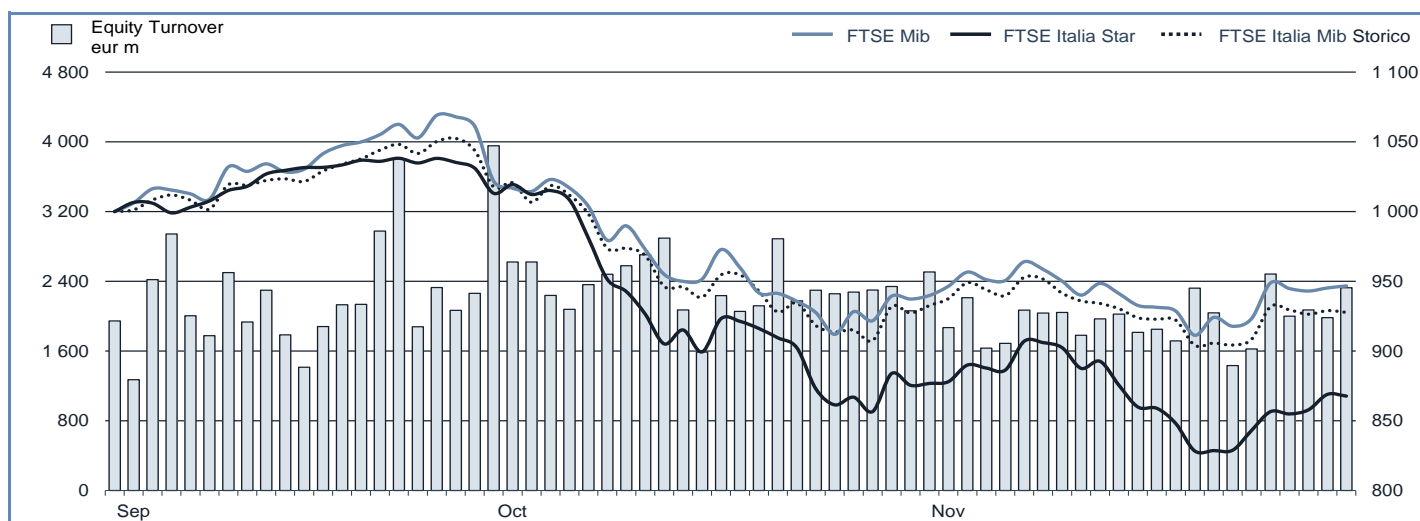




MONTHLY UPDATE

NOVEMBER 2018

EQUITY DAILY TURNOVER AND MAIN INDICES (base = 1000 31.08.2018)



STOCK INDICES

	31 OCT 2018	30 NOV 2018	Var. % MoM	Var. % 2017 end	Volatility NOV 2018
FTSE Italia Mib Storico	17 630	17 538	-0.5%	-12.5%	14.4%
FTSE Mib	19 050	19 189	0.7%	-12.2%	16.5%
FTSE Italia Star	32 216	31 882	-1.0%	-13.0%	19.5%
FTSE Italia PIR MidCap TR	24 235	23 823	-1.7%	-14.6%	16.6%
FTSE Italia Brands	14 402	13 945	-3.2%	-12.1%	17.9%

FTSE MIB VOLATILITY



TRADING - DAILY AVERAGE

	JAN-NOV 2017		JAN-NOV 2018		NOV 2018	
	Trades Number	Turnover eur m	Trades Number	Turnover eur m	Trades Number	Turnover eur m
Shares	278 332	2 494.4	284 679	2 511.6	249 131	1 954.6
Securitized Derivatives	8 694	76.6	9 258	70.5	8 767	63.5
ETF Plus	17 455	386.5	18 786	424.0	18 398	384.1
Fixed Income	13 754	823.0	14 591	680.6	14 676	618.0

(*) Indicators are related to turnover figures.

LISTING

	29 DEC 2017	31 OCT 2018	30 NOV 2018
MTA Domestic	237	236	238
of which STAR	73	73	74
MTA Foreign	4	2	2
of which STAR	1	1	1
MIV (Investment Companies and SPAC)	3	2	2
Global Equity Market	82	96	96
AIM Italia - MAC	95	112	113
Listed Companies Total	421	448	451
Warrant	44	58	60
MIV Closed End Funds	17	17	17
ATFund	126	125	126
ETF	785	879	888
ETC\ETN	315	315	315
ETF Plus Total	1 226	1 194	1 203
Securitized Derivatives	9 420	10 357	10 633
Convertibles Bonds	19	18	18
Mot - Government Bonds	124	128	128
Mot - Bonds	207	180	167
Mot - Eurobonds and ABSs	1 022	1 064	1 064
MOT Total	1 353	1 372	1 359
Extramot	1 254	1 293	1 296
Fixed Income Total	2 607	2 665	2 655

MOST TRADED SHARES IN THE MONTH

Shares	Mkt	Turnover eur m	% TOT
Intesa Sanpaolo	MTA	4 872.1	11.3%
Unicredit	MTA	3 848.0	8.9%
Eni	MTA	3 802.0	8.8%
Enel	MTA	2 842.3	6.6%
Fiat Chrysler Automobiles	MTA	2 607.7	6.1%

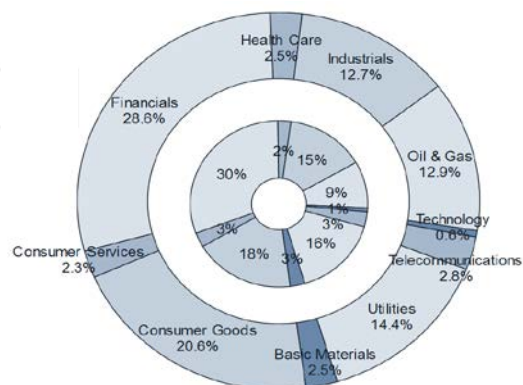
BEST PERFORMANCES IN THE MONTH

Shares	Mkt	Var. % MoM	Var % 2017 end
Tiscali	MTA	81.8%	-50.8%
D'Amico International Shipping	MTA	39.1%	-50.6%
Falck Renewables	MTA	34.5%	12.6%
Gabetti Property Solutions	MTA	31.1%	-34.1%
Grifal	AIMMA	28.6%	

Performances are computed with no-rounded official prices.
Performance is not included for shares not listed at 2017 end or unlimited suspended at November 2018 end or at 2017 end.

CAPITALISATION

Domestic Companies Capitalisation (eur m)	29 DEC 2017	31 OCT 2018	30 NOV 2018
MTA Capitalisation	633 879	559 318	557 328
of which STAR	41 420	34 971	34 606
MIV (Investment Companies e SPAC)	570	152	160
AIM Italia - MAC	5 579	7 090	7 146
Total	640 028	566 560	564 634
Capitalisation (% GDP)			
MTA	39.6%	34.5%	34.4%
of which STAR	2.6%	2.2%	2.1%
Total	40.0%	35.0%	34.9%
Capitalisation (% Tot.)			
FTSE MIB Shares	76.9%	78.8%	78.9%

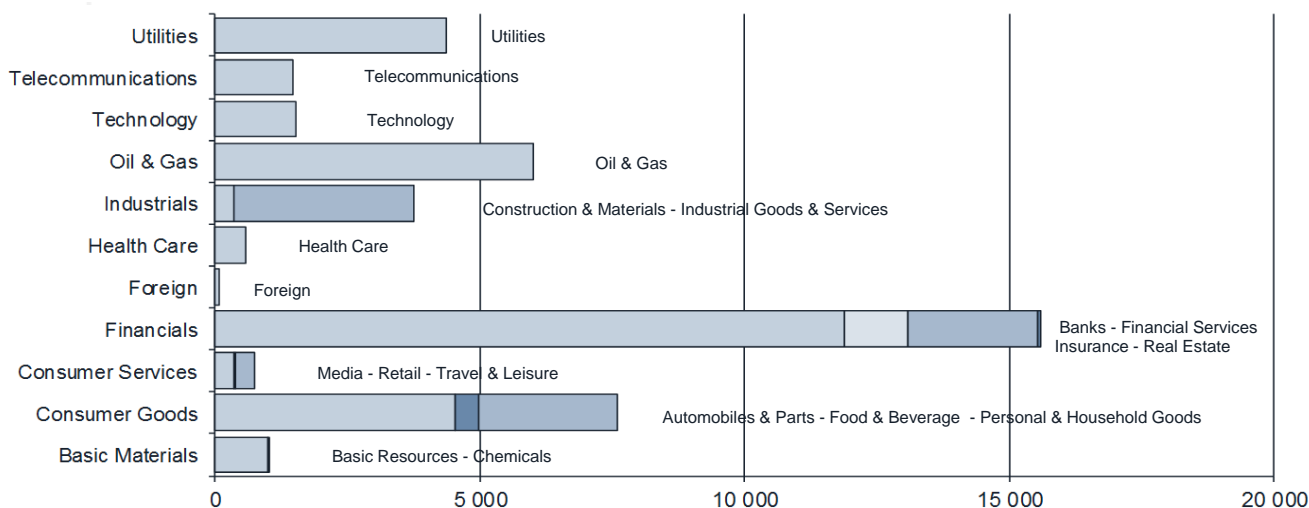


Note: internal chart: capitalisation on 29.12.2017;
external chart: capitalisation on 30.11.2018.

TRADING

SHARES	JAN-NOV 2017		JAN-NOV 2018		NOVEMBER 2018		Other Instruments	JAN-NOV 2017		JAN-NOV 2018		NOVEMBER 2018	
	Trades Number	Turnover eur m	Trades Number	Turnover eur m	Trades Number	Turnover eur m		Trades Number	Turnover eur m	Trades Number	Turnover eur m	Trades Number	Turnover eur m
MTA Domestic	62 952 165	565 131.3	64 303 418	569 101.6	5 244 418	41 348.6	SeDex	2 043 051	18 003.0	2 175 646	16 564.3	192 878	1 396.9
of which STAR	6 201 912	19 880.5	6 008 778	18 417.5	492 394	1 384.2	Warrant	78 324	125.8	61 103	73.9	4 798	3.4
MTA Foreign	1 715 816	18 027.0	1 908 305	17 384.0	178 315	1 305.7	MIV Closed End Funds	42 981	164.4	30 506	110.0	2 484	8.2
of which STAR	56 237	244.8	34 941	169.9	1 887	10.0	ATFund	2 211	211.8	2 311	162.7	124	5.8
MIV Invest. Companies	21 367	82.9	14 451	91.1	2 016	4.3	ETF	2 378 153	70 724.0	2 739 247	80 289.6	216 487	6 494.3
Global Equity Market	186 375	1 073.8	194 640	1 368.8	13 886	82.8	ETC	1 721 554	19 882.8	1 673 512	19 188.2	188 272	1 955.3
AIM Italia - MAC	532 337	1 869.8	478 651	2 278.4	42 252	260.8	ETF Plus	4 101 918	90 818.6	4 415 070	99 640.5	404 759	8 449.6
Total	65 408 060	586 185	66 899 465	590 224	5 480 887	43 002	Convertible Bonds	3 275	18.0	2 335	11.7	131	0.8
FTSE MIB Shares							Subscription rights	741 212	3 273.6	154 907	168.1	953	1.2
% Shares Total	70.6%	87.8%	72.8%	88.7%	74.4%	89.5%	Mot - Government Bonds	2 284 674	176 787.8	2 663 623	147 027.1	256 307	12 531.9
							Mot - Bonds	248 034	4 081.2	174 464	2 677.3	15 434	208.4
							Mot - Eurobonds and ABSs	660 445	10 200.4	550 150	8 631.3	45 520	676.8
							ExtraMOT	39 011	2 332.8	40 685	1 614.2	5 612	179.3
							Fixed Income Total	3 232 164	193 402.2	3 428 922	159 949.8	322 873	13 596.4

INDUSTRY/SUPERSECTOR TURNOVER (eur m)



NEW LISTINGS

RECENT EVENTS

ISSUER	MKT	SHARES	FIRST TRADING DAY	EVENT	1st DAY CAPITALISATION (eur m)	SPONSOR (NOMAD for AIM Italia)
Sostravel.Com	AIM / MAC	O	01.08.2018	IPO	31.47	Banca Finnat Euramerica S.p.A.
Thespac	AIM / MAC	O	02.08.2018	IPO	58.88	Banca IMI S.p.A.
Vimi Fasteners	AIM / MAC	O	02.08.2018	IPO	45.05	BPER Banca S.p.A.
Sciuker Frames	AIM / MAC	O	03.08.2018	IPO	12.82	Advance SIM S.p.A.
Guala Closures	MTA	O	06.08.2018	Business combination between SPACE4 and GUALA CLOSURES, simultaneous change of SPACE4 name in GUALA CLOSURES and transition from MIV to MTA STAR	607.11	Intermonte SIM S.p.A.
Renergetica	AIM / MAC	O	09.08.2018	IPO	12.37	Integrae SIM S.p.A.
Piteco	MTA	O	25.09.2018	Transition from AIM to MTA	84.64	Advance SIM S.p.A. and Banca Akros S.p.A.
Fine Foods & Pharmaceuticals Ntm	AIM / MAC	O	01.10.2018	Business combination between INNOVA ITALY 1 and FINE FOODS & PHARMACEUTICALS NTM and simultaneous change of INNOVA ITALY 1 name in FINE FOODS & PHARMACEUTICALS NTM	169.37	Banca IMI S.p.A.
Piovan	MTA	O	19.10.2018	IPO	444.91	UniCredit Bank AG, Milan Branch
Equita Group	MTA	O	23.10.2018	Transition from AIM to MTA Star	163.69	Mediobanca - Banca di Credito Finanziario S.p.A.
Circle	AIM / MAC	O	26.10.2018	IPO	7.79	Integrae SIM S.p.A.
Digital Value	AIM / MAC	O	08.11.2018	IPO	66.45	CFO SIM S.p.A.
Garofalo Health Care	MTA	O	09.11.2018	IPO	293.69	Equita SIM S.p.A.
Edilziacrobatica	AIM / MAC	O	19.11.2018	IPO	22.01	Banca Profilo S.p.A.
Sit	MTA	O	28.11.2018	Transition from AIM to MTA	192.53	UBI Banca S.p.A.

In October 13 new shares have been listed on Global Equity Market (GEM): Banco Bilbao Vizcaya Argentaria, Banco Santander, Air France-Klm, Nestle, Novartis, Peugeot, Roche, Iberdrola, Metro, Osram Licht, Inditex, Shire, Repsol.

NEWLY ADMITTED COMPANIES (THROUGH IPOS, SPOS AND INSTITUTIONAL PLACINGS)

Security:	PIOVAN		Total		of which Public		of which Institutionals	
Offer period:	05.10.2018	Offered shares:	max	18 760 000	min	-	max	18 760 000
	17.10.2018	Greenshoe:	max	2 800 000		-		-
Offer price:	8.30	Requested shares:	
Bookbuilding range:	Allotted shares:		20 551 621			20 551 621
Minimum lot:	- of which greenshoe:		1 791 621		-		1 791 621
Placed stake:	38.3%	Capital raised (ML euro):		170.58			170.58
		- from newly issued shares:		-				
Blt alphabetical code:							
Bloomberg code:	Market and segment:	MTA - STAR					
Reuters code:	Sector:					
Security:	CIRCLE		Total		of which Public		of which Institutionals	
Offer period:	Offered shares:	max	1 800 000	min	-	max	1 800 000
	26.10.2018	Greenshoe:	max	-		-		-
Offer price:	2.40	Requested shares:	
Bookbuilding range:	Allotted shares:		638 400			638 400
Minimum lot:	- of which greenshoe:		-		-		-
Placed stake:	20.2%	Capital raised (ML euro):		1.53			1.53
		- from newly issued shares:		1.53				
Blt alphabetical code:							
Bloomberg code:	Market and segment:	AIM ITALIA/MERCATO ALTERNATIVO DEL CAPITALE -					
Reuters code:	Sector:					
Security:	DIGITAL VALUE		Total		of which Public		of which Institutionals	
Offer period:	Offered shares:	max	2 250 000	min	-	max	2 250 000
	08.11.2018	Greenshoe:	max	-		-		-
Offer price:	10.00	Requested shares:	
Bookbuilding range:	Allotted shares:		2 250 000			2 250 000
Minimum lot:	- of which greenshoe:		-		-		-
Placed stake:	36.1%	Capital raised (ML euro):		22.50			22.50
		- from newly issued shares:		22.50				
Blt alphabetical code:							
Bloomberg code:	Market and segment:	AIM ITALIA/MERCATO ALTERNATIVO DEL CAPITALE -					
Reuters code:	Sector:					
Security:	GAROFALO HEALTH CARE		Total		of which Public		of which Institutionals	
Offer period:	01.11.2018	Offered shares:	max	20 000 000	min	max	20 000 000
	06.11.2018	Greenshoe:	max	2 000 000		-		-
Offer price:	3.34	Requested shares:	
Bookbuilding range:	Allotted shares:		20 000 000			20 000 000
Minimum lot:	- of which greenshoe:		-		-		-
Placed stake:	25.0%	Capital raised (ML euro):		66.80			66.80
		- from newly issued shares:		66.80				
Blt alphabetical code:							
Bloomberg code:	Market and segment:	MTA -					
Reuters code:	Sector:					
Security:	EDILIZIACROBATICA		Total		of which Public		of which Institutionals	
Offer period:	Offered shares:	max	1 661 562	min	max	1 661 562
	19.11.2018	Greenshoe:	max	150 150		-		-
Offer price:	3.33	Requested shares:	
Bookbuilding range:	Allotted shares:		1 725 300			1 725 300
Minimum lot:	- of which greenshoe:		149 850		-		149 850
Placed stake:	26.4%	Capital raised (ML euro):		5.72			5.72
		- from newly issued shares:		5.72				
Blt alphabetical code:							
Bloomberg code:	Market and segment:	AIM ITALIA/MERCATO ALTERNATIVO DEL CAPITALE -					
Reuters code:	Sector:					

Note: The column "Total" includes, in addition to public and institutional tranches, also prospective offers reserved to other investors (family & friends etc.). Allotted shares figure doesn't include over-allotted shares until the greenshoe option is possibly exercised.

RIGHT ISSUES

N° MKT	SECURITIES	OPTION RIGHTS TRADING PERIOD		OFFER PRICE	OFFERED SHARES	ISSUE RATE	UNEXERCISED PREEMPTIVE RIGHTS (%)	ALLOTTED SHARES	CAPITAL RAISED (eur m)	
		FROM	TO							
1 MTA	INDUSTRIA E INNOVAZIONE ORD	29.12.2017	25.01.2018	0.0811	37 486 120	8.5 ord	10.8%	37 486 120	3.0	
2 MTA	CREDITO VALTELLINESE ORD	19.02.2018	08.03.2018	0.1	6 996 605 613	631:1 ord	16.9%	6 996 605 613	699.7	
3 AIM-MAC	PRISMI ORD	05.03.2018	22.03.2018	1.24	4 017 552	3 ord / 8 ord, 150 ord / 1 ocv	35.6%	2 614 301	AAI	3.2
AIM-MAC	PRISMI WAR	05.03.2018	22.03.2018	-	4 017 552	1 : 1 nuove az	35.6%	2 614 301	AAI	-
4 MTA	ANIMA HOLDING ORD	26.03.2018	12.04.2018	4.170	71 898 869	7:30 ord	1.0%	71 898 869		299.8
5 MTA	IGD ORD	26.03.2018	13.04.2018	5.165	29 037 340	5:14 ord	2.0%	29 037 340		150.0
6 AIM-MAC	BOMI ITALIA ORD	07.05.2018	24.05.2018	3.000	1 666 265	1 ord / 10 ord, 100 ord / 1 ocv	2.6%	1 666 265		5.0
7 MTA	ROMA ORD	21.05.2018	07.06.2018	0.433	265 046 592	2:3 ord	13.7%	231 312 432		100.2
8 AIM-MAC	ENERTRONICA ORD	11.06.2018	28.06.2018	2.300	2 118 918	2 ord / 7 ord, 926 ord / 1 ocv	73.2%	575 432	AAI	1.3
9 AIM-MAC	ITALIA INDEPENDENT ORD	18.06.2018	06.07.2018	4.000	1 221 500	7 ord / 31 ord	22.8%	1 221 500		4.9
10 MTA	K.R.ENERGY ORD	25.06.2018	13.07.2018	3.710	11 263 299	17 ord +17W :5 ord	64.9%	4 084 550		15.2
MTA	K.R.ENERGY WAR	25.06.2018	13.07.2018	-	11 263 299	1 : 1 nuove az	64.9%	4 084 550		-
11 MTA	PRYSMIAN ORD	02.07.2018	19.07.2018	15.310	32 652 314	2 ord / 15 ord, 1166 ord / 3 ocv	2.2%	32 652 314		499.9
12 AIM-MAC	INNOVATEC ORD	09.07.2018	26.07.2018	0.032	83 190 382	11:20 ord	70.2%	24 837 819		0.8
13 MTA	ACOTEL GROUP ORD	09.07.2018	27.07.2018	4.500	822 715	1.5 ord	49.2%	822 715		3.7
14 MTA	PIERREL ORD	16.07.2018	03.08.2018	0.161	216 316 292	4:1 ord	50.3%	107 436 228		17.3
15 AIM-MAC	KI GROUP ORD	10.09.2018	28.09.2018	1.800	553 880	1 ord / 10 ord	54.5%	252 015	AAI	0.5
16 AIM-MAC	TPS ORD	15.10.2018	06.11.2018	4.000	1 241 310	21 ord / 100 ord	93.4%	83 382	AAI	0.3
17 AIM-MAC	CLABO ORD	29.10.2018	16.11.2018	2.400	2 020 836	1 ord / 4 ord	89.2%	226 900	AAI	0.5
AIM-MAC	CLABO WAR	29.10.2018	16.11.2018	-	2 020 836	1 : 1 nuove az	89.2%	226 900	AAI	-

SCRIP RIGHT ISSUES

N° MKT	SECURITIES	EFFECTIVE DATE	NOMINAL VALUE		ISSUE RATE	SHARES OFFERED (number)	SHARES AFTER THE ISSUE	VALUE (eur m)
			BEFORE	AFTER				
1 MTA	TAS	06.03.2017	0	0	1:1	41 768 449	83 536 898	10 000 000.0

TOTAL MONEY RAISED (eur m)

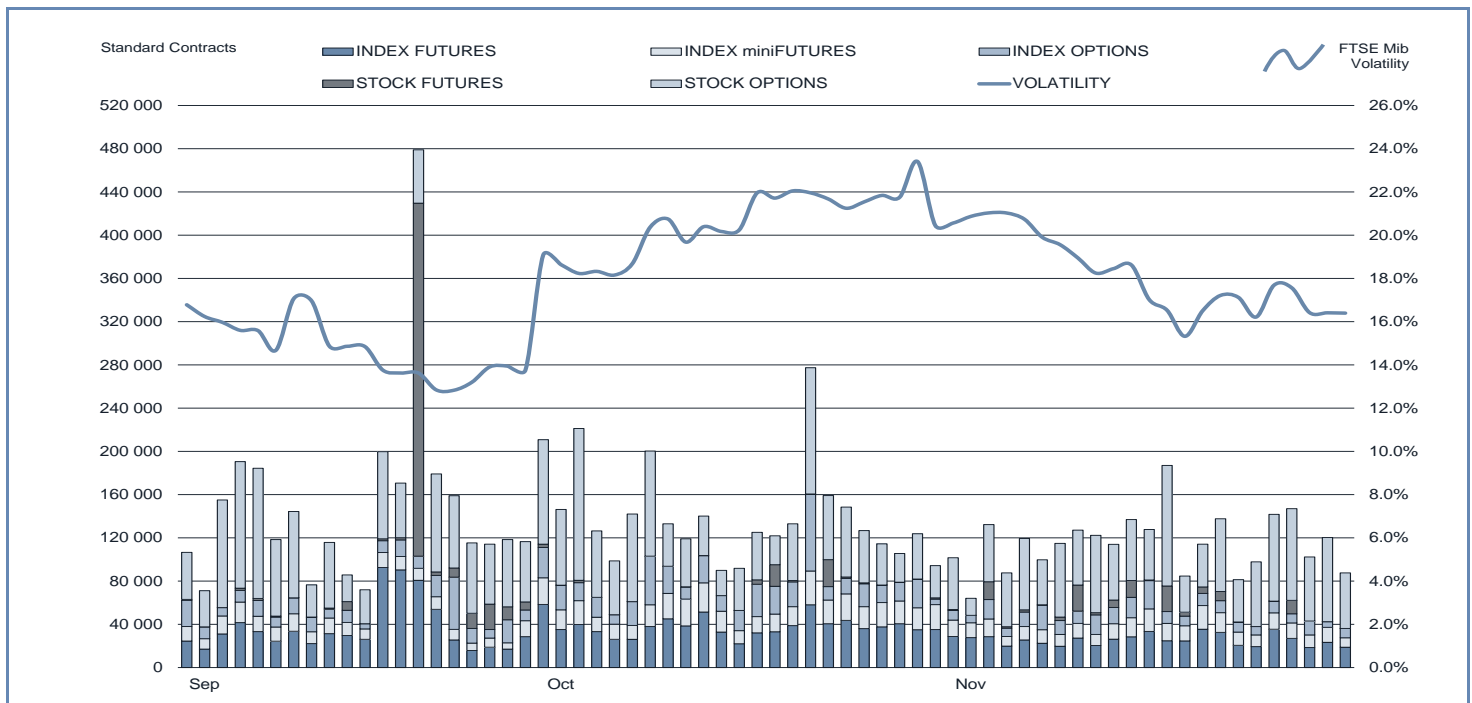
	NUMBER	SECURITIES		MONEY RAISED	SHARE-HOLDERS	INVESTORS			
		NEWLY ISSUED	SOLD			PUBLIC	EMPLOYEES	INSTIT. INVESTORS	OTHER
a) YEAR 2018 - CAPITAL INCREASES	17	1 805.3	-	1 805.3	1 805.3	-	-	-	-
MTA	9	1 785.8	-	1 785.8	1 785.8	-	-	-	-
- of which Star	2	150.8	-	150.8	150.8	-	-	-	-
MIV	-	-	-	-	-	-	-	-	-
AIM Italia - Mercato Alternativo del Capitale	8	19.5	-	19.5	19.5	-	-	-	-
b) YEAR 2018 - OPVS TOTAL(Excluded Closed-end funds)	29	1 521.3	474.2	1 995.4	-	-	-	1 995.4	-
MTA	3	66.8	460.4	527.2	-	-	-	527.2	-
- of which Star	2	-	460.4	460.4	-	-	-	460.4	-
MIV	1	150.0	-	150.0	-	-	-	150.0	-
AIM Italia - Mercato Alternativo del Capitale	25	1 304.5	13.8	1 318.3	-	-	-	1 318.3	-
NEW LISTINGS	29	1 521.3	474.2	1 995.4	-	-	-	1 995.4	-
MTA	3	66.8	460.4	527.2	-	-	-	527.2	-
- of which Star	2	-	460.4	460.4	-	-	-	460.4	-
MIV	1	150.0	-	150.0	-	-	-	150.0	-
AIM Italia - Mercato Alternativo del Capitale	25	1 304.5	13.8	1 318.3	-	-	-	1 318.3	-
YEAR 2018 - MONEY RAISED (a+b)	46	3 326.5	474.2	3 800.7	1 805.3	-	-	1 995.4	-

TAKEOVER BIDS

N° BIDDER	OFFER TYPE	TARGET SHARES	OFFER PERIOD		PRICE (eur)	SHARES		STAKE OWNED AFTER OFFER	TURNOVER (eur m)
			FROM	TO		REQUESTED	BOUGHT		
1 DALI ITALY BIDCO S.p.A.	MANDATORY	DADA	18.12.2017	24.01.2018	4.00	6 663 744	5 222 637	92.10%	20.89
2 LAVAREDO S.p.A.	MANDATORY	PRELIOS	05.02.2018	02.03.2018	0.12	605 083 779	430 903 401	90.44%	49.98
3 QUARANTACINQUE S.p.A.	VOLUNTARY	CAD IT	12.03.2018	06.04.2018	5.30	7 701 804	4 674 850	66.29%	24.78
4 CO.STAMP S.r.l.	VOLUNTARY	MODELLERIA BRAMBILLA	03.04.2018	23.04.2018	3.00	3 763 007	2 890 207	97.78%	8.67
5 RLG Italia Holding S.p.A.	VOLUNTARY	YOOX NET-A-PORTER GROUP	19.03.2018	09.05.2018	38.00	69 249 601	64 940 119	94.99%	2467.72
6 TIME FOR TICKET S.r.l.	MANDATORY	BEST UNION COMPANY	21.05.2018	08.06.2018	3.85	445 288	377 429	99.27%	1.45
7 TRINITY INVESTMENTS DESIGNATED ACTIVITY COMPANY	MANDATORY	BANCA INTERMOBILIARE	28.05.2018	22.06.2018	0.22	42 149 020	2 839 419	70.62%	0.64
8 FIRST CAPITAL S.p.A.	VOLUNTARY	FIRST CAPITAL S.p.A.	04.06.2018	22.06.2018	12.00	125 000	125 000	5.32%	1.50
9 PLUTO (ITALIA) S.p.A.	VOLUNTARY	SNAITECH	26.06.2018	23.07.2018	2.19	35 950 278	21 197 385	96.51%	46.42
10 VITTORIA CAPITAL S.p.A.	VOLUNTARY	VITTORIA ASSICURAZIONI	23.07.2018	31.08.2018	14.00	27 464 524	25 864 274	97.62%	362.10
11 A2A S.p.A.	MANDATORY	ACSM-AGAM	20.08.2018	07.09.2018	2.47	26 264 874	16 759 692	95.18%	41.40
12 ORIZZONTI HOLDING S.p.A.	MANDATORY	SOFTEC	06.08.2018	10.09.2018	3.00	1 238 287	1 058 260	92.79%	3.17
13 ORIZZONTI HOLDING S.p.A.	MANDATORY	FULLSIX	06.08.2018	10.09.2018	1.05	5 602 028	4 437 391	89.59%	4.66
14 FENICE - QUALITA PER L'AMBIENTE S.p.A. - GRUPPO EDISON	MANDATORY	ZEPHYRO	20.08.2018	01.10.2018	10.25	3 287 428	3 177 459	98.93%	32.57
15 2i TOWERS S.p.A.	VOLUNTARY	EI TOWERS	27.08.2018	05.10.2018	57.00	28 262 377	27 540 882	97.45%	1569.83
16 PROGETTO CO-VAL S.p.A.	MANDATORY	MITTEL	17.09.2018	12.10.2018	1.75	51 535 674	37 483 852	84.33%	65.60
17 ESSLORLUXOTTICA	MANDATORY	LUXOTTICA	29.10.2018	28.11.2018	0.46	176 276 154	143 788 312	92.05%	66.33

Notes: AAI Before unexercised preemptive right auction
AEG Before greenshoe
AIMMA AIM - Mercato Alternativo del Capitale
COMP MTAI ST Compendium MTA International Star Segment

IDEM - DERIVATIVES TRADING



	DAYS	MONTH	TURNOVER (1)					DAILY AVERAGE			OPEN INTEREST (4) NUMBER OF CONTRACTS
			STANDARD CONTRACTS	TRADES NUMBER	TOTAL TURNOVER eur m	OTHER (2)	% TOT SHARES (3)	STANDARD CONTRACTS	TRADES NUMBER	TURNOVER eur m	
INDEX FUTURES (5)	235	TOT 2018	7 702 724	5 500 861	829 630.2	-	140.6%	32 778	23 408	3 530.3	132 679
	23	OCT 2018	847 072	670 837	82 261.1	-	153.0%	36 829	29 167	3 576.6	124 362
	22	NOV 2018	562 301	437 508	53 233.2	-	123.8%	25 559	19 887	2 419.7	132 679
INDEX miniFUTURES	235	TOT 2018	3 579 503	3 065 448	77 105.0	-	13.1%	15 232	13 044	328.1	40 965
	23	OCT 2018	455 995	395 061	8 857.6	-	16.5%	19 826	17 177	385.1	27 777
	22	NOV 2018	308 551	276 724	5 873.3	-	13.7%	14 025	12 578	267.0	40 965
INDEX OPTIONS	235	TOT 2018	3 582 091	536 848	190 152.6	3 423	32.2%	15 243	2 284	809.2	426 817
	23	OCT 2018	498 458	67 817	23 762.5	477	44.2%	21 672	2 949	1 033.2	462 524
	22	NOV 2018	275 791	46 696	13 012.9	220	30.3%	12 536	2 123	591.5	426 817
STOCK FUTURES (6)	235	TOT 2018	2 712 908	3 901	10 890.8	-	2.1%	11 544	17	46.3	359 250
	23	OCT 2018	58 607	282	258.1	-	0.6%	2 548	12	11.2	308 274
	22	NOV 2018	127 595	247	451.9	-	1.2%	5 800	11	20.5	359 250
SINGLE STOCK DIVIDEND FUTURES	235	TOT 2018	17 655	61	6.1	-	-	75	0.3	0.0	34 106
	23	OCT 2018	5 010	15	1.9	-	-	218	0.7	0.1	26 691
	22	NOV 2018	9 775	20	3.1	-	-	444	0.9	0.1	34 106
STOCK OPTIONS	235	TOT 2018	16 308 410	430 466	53 262.7	2 270	9.5%	69 397	1 832	226.6	5 236 393
	23	OCT 2018	1 279 145	40 121	3 695.1	204	7.2%	55 615	1 744	160.7	4 788 929
	22	NOV 2018	1 275 333	34 540	3 086.9	155	7.6%	57 970	1 570	140.3	5 236 393
EQUITY DERIVATIVES TOTAL	235	TOT 2018	33 903 291	9 537 585	1 161 047.5	5 692	196.7%	144 269	40 585	4 940.6	6 230 210
	23	OCT 2018	3 144 287	1 174 133	118 836.3	681	221.1%	136 708	51 049	5 166.8	5 738 557
	22	NOV 2018	2 559 346	795 735	75 661.3	375	175.9%	116 334	36 170	3 439.1	6 230 210
ELECTRICITY FUTURES	235	TOT 2018	1 385	177	82.8	1 173 172	-	6	1	0.4	310
	23	OCT 2018	175	25	18.8	258 475	-	8	1.1	0.8	257
	22	NOV 2018	192	24	9.4	132 167	-	9	1	0.4	310
WHEAT FUTURE	235	TOT 2018	-	-	-	-	-	-	-	-	-
	23	OCT 2018	-	-	-	-	-	-	-	-	-
	22	NOV 2018	-	-	-	-	-	-	-	-	-
IDEM TOTAL	235	TOT 2018	33 904 676	9 537 762	1 161 130.3	-	-	144 275	40 586	4 941.0	6 230 520
	23	OCT 2018	3 144 462	1 174 158	118 855.1	-	-	136 716	51 050	5 167.6	5 738 814
	22	NOV 2018	2 559 538	795 759	75 670.7	-	-	116 343	36 171	3 439.6	6 230 520

(1) The notional turnover is computed as the product of contracts number, price and index multiplier for index futures; contracts number, price and size multiplier for stock futures; contracts number, strike prices and index multiplier for index options; contracts number, strike prices and sizes for stock options.

(2) Premium in euro million for options and equity derivatives total; traded MWH for electricity future, tons for wheat future.

(3) As percentage on shares turnover (total shares for Index derivatives and Idem total; shares with underlying listed on Borsa Italiana for stock futures and stock options).

(4) Gross figures for Open positions at the end of period.

(5) Includes data for FTSE MIB Dividend Futures and for FTSE PIR MID CAP Futures.

(6) Includes data for pan-european stock futures.

Additional Information:

This publication uses only electronic trading data (daily and after hours sessions); trades that are reported to Borsa Italiana under its rules but executed away from its electronic order books are not included.

Shares of foreign companies, which are exclusively listed on Borsa Italiana and on no other European Exchange, are considered Domestic Companies, included in the Domestic Capitalisation and in the Domestic Trading figures.

ATFund launched in October is the multilateral trading facility dedicated to OICR Open, previously traded into a dedicated segment of ETFPlus market.

There were 22 trading days in November 2018 and 22 trading days in November 2017 on Borsa Italiana.
There were 235 trading days in the period January - November 2018 and 235 trading days in the period January - November 2017.

This document contains text, data, graphics, photographs, illustrations, artwork, names, logos, trade marks, service marks and information ("Information") connected with Borsa Italiana S.p.A. ("Borsa Italiana").
All reasonable efforts have been made to ensure that the Information in this document was correct at the time of publication. However, Borsa Italiana Spa accepts no liability for decisions taken, or systems-related or other work carried out by any party based on this document. The publication of this document does not represent solicitation, by Borsa Italiana, of public saving and is not to be considered as a recommendation by Borsa Italiana as to the suitability of the investment, if any, herein described.
© November 2018 Borsa Italiana S.p.A. All rights reserved.

6th December 2018 - 11:00

Markets Analysis
Piazza degli Affari, 6 - 20123 Milano
T +39 02 724261 | Fax +39 02 8646.4323
e-mail: markets_analysis@borsaitaliana.it
www.borsaitaliana.it



London
Stock Exchange Group