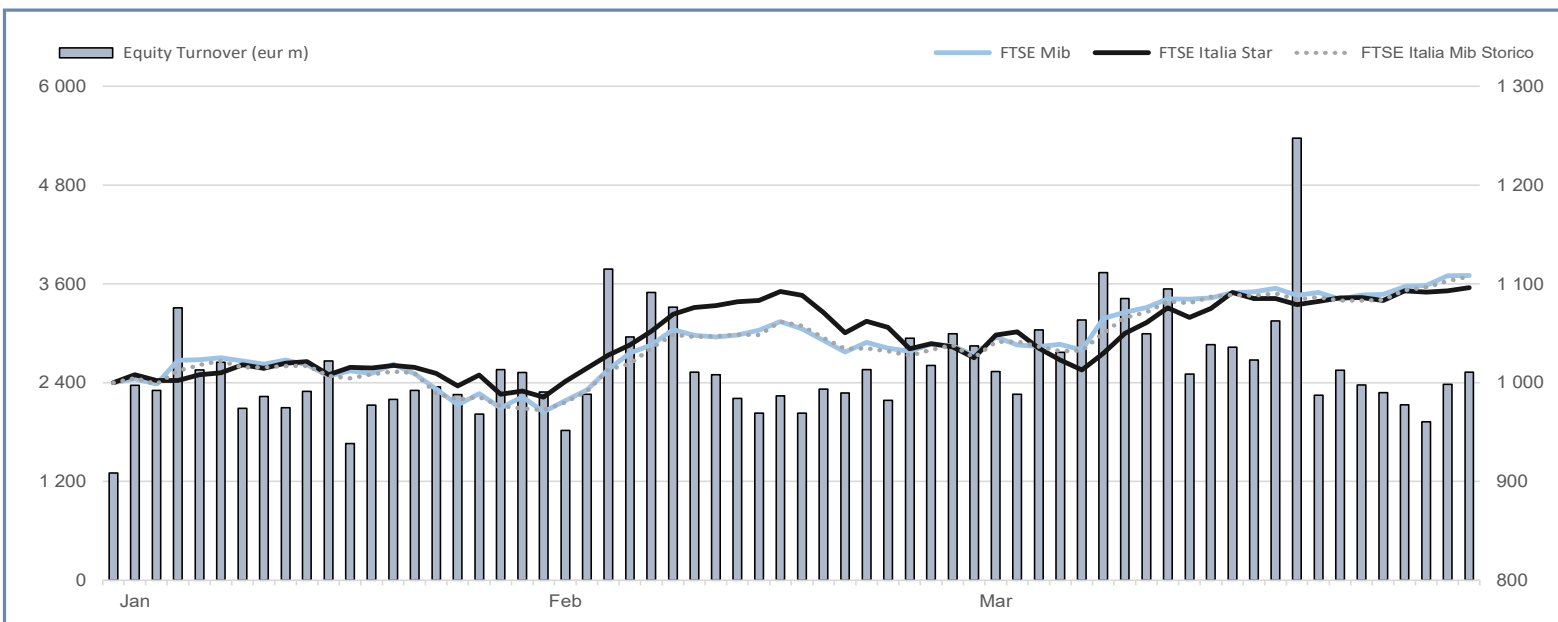




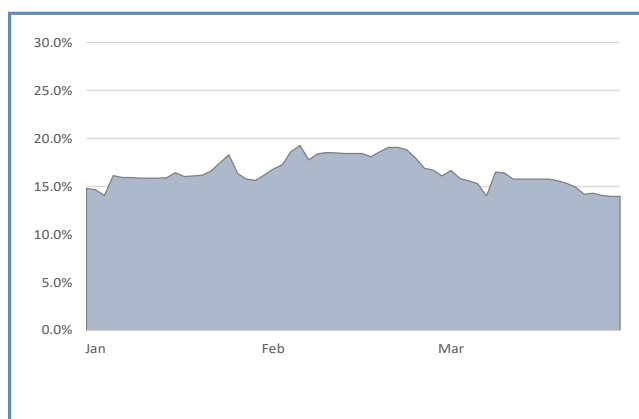
### EQUITY DAILY TURNOVER AND MAIN INDICES (base = 1000 30.12.2020)



### STOCK INDICES

	26 FEB 2021	31 MAR 2021	Var. % MoM	Var. % 2020 end	Volatility MAR 2021
FTSE Italia Mib Storico	▲ 20 826	22 493	8.0%	10.7%	10.4%
FTSE Mib	▲ 22 849	24 649	7.9%	10.9%	13.2%
FTSE Italia Star	▲ 45 739	48 917	6.9%	9.6%	16.4%
FTSE Italia PIR PMI TR	▲ 28 301	30 554	8.0%	12.6%	14.7%
FTSE Italia Brands	▲ 15 827	17 033	7.6%	10.5%	17.5%

### FTSE MIB VOLATILITY



### TRADING - DAILY AVERAGE

	JAN-MAR 2020		JAN-MAR 2021		FEB 2021	
	Trades Number	Turnover eur m	Trades Number	Turnover eur m	Trades Number	Turnover eur m
Shares	▼ 427 292	3 208.7	368 075	2 602.9	386 224	2 837.3
Securitized Derivatives	▼ 14 111	109.0	10 680	76.2	10 302	73.1
ETFplus	▼ 40 104	683.2	41 704	562.9	39 169	571.0
Fixed Income	▼ 16 914	847.2	13 314	772.6	12 415	644.0

(\*) Indicators are related to turnover figures.

### LISTING

	30 DEC 2020	26 FEB 2021	31 MAR 2021
MTA Domestic	235	233	234
of which STAR	75	73	76
MTA Foreign	3	3	3
of which STAR	1	1	1
MIV *	1	1	1
Global Equity Market	87	86	87
AIM Italia - MAC	138	138	139
<b>Listed Companies Total</b>	<b>464</b>	<b>461</b>	<b>464</b>
Warrant	76	76	74
MIV Closed End Funds	12	12	12
ATFund	94	94	94
ETF	1 116	1 123	1 130
ETC/ETN	218	219	219
<b>ETFplus Total</b>	<b>1 334</b>	<b>1 342</b>	<b>1 349</b>
Securitized Derivatives	9 678	11 626	11 401
Convertibles Bonds	11	11	9
Mot - Government Bonds	152	156	159
Mot - Bonds	79	73	72
Mot - Eurobonds and ABSs	1 084	1 130	1 128
<b>MOT Total</b>	<b>1 315</b>	<b>1 359</b>	<b>1 359</b>
Extramot	814	679	669
<b>Fixed Income Total</b>	<b>2 129</b>	<b>2 038</b>	<b>2 028</b>

### MOST TRADED SHARES IN THE MONTH

Shares	Mkt	Turnover eur m	% TOT
Intesa Sanpaolo	MTA	5 820.2	8.9%
Stellantis	MTA	5 447.2	8.3%
Unicredit	MTA	5 388.5	8.3%
Enel	MTA	4 997.4	7.7%
Eni	MTA	4 878.6	7.5%

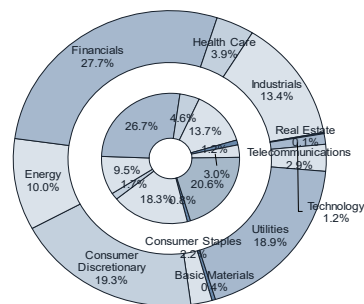
### BEST PERFORMANCES IN THE MONTH

Shares	Mkt	Var. % MoM	Var % 2020 end
Isagro Azioni Sviluppo	MTA	133.7%	186.0%
Isagro	MTA	115.1%	138.0%
Portobello	AIMMA	78.1%	111.4%
Gibus	AIMMA	75.5%	96.1%
Conafi	MTA	54.2%	50.6%

Performances are computed with no-rounded official prices.  
Performance is not included for shares not listed at 2020 end or unlimited suspended at March 2021 end or at 2020 end.

## CAPITALISATION

Domestic Companies Capitalisation (eur m)	30 DEC 2020	26 FEB 2021	31 MAR 2021
MTA Capitalisation	600 448	629 092	679 106
of which STAR	47 885	45 300	49 220
MIV *	204	205	202
AIM Italia - MAC	5 854	6 431	7 027
<b>Total</b>	<b>606 505</b>	<b>635 728</b>	<b>686 335</b>
Capitalisation (% GDP)			
MTA	36.4%	36.7%	39.6%
of which STAR	2.9%	2.6%	2.9%
<b>Total</b>	<b>36.8%</b>	<b>37.0%</b>	<b>40.0%</b>
Capitalisation (% Tot.)			
FTSE MIB Shares	80.6%	81.1%	81.1%

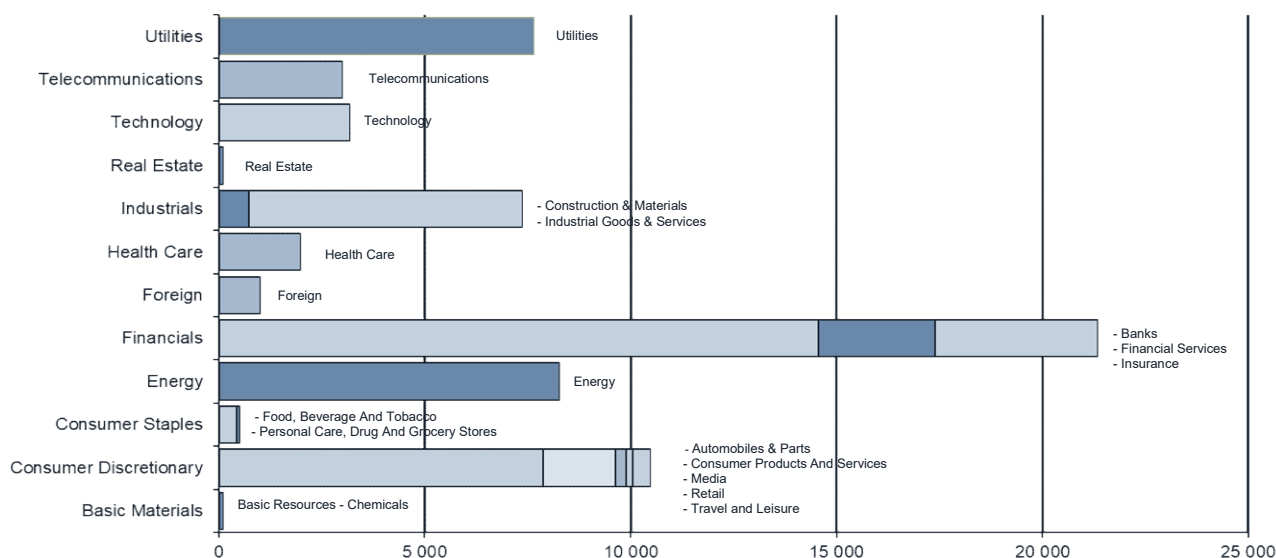


Note: internal chart: capitalisation on 30.12.2020;  
external chart: capitalisation on 31.03.2021.  
The new ICB classification framework is effective after the close of March 19, 2021.

## TRADING

SHARES	JAN-MAR 2020		JAN-MAR 2021		MAR 2021		Other Instruments	JAN-MAR 2020		JAN-MAR 2021		MAR 2021	
	Trades Number	Turnover eur m	Trades Number	Turnover eur m	Trades Number	Turnover eur m		Trades Number	Turnover eur m	Trades Number	Turnover eur m	Trades Number	Turnover eur m
MTA Domestic	26 070 419	194 360.2	21 780 664	153 224.7	8 335 001	61 203.2	SeDex	903 100	6 978.6	672 867	4 802.4	236 948	1 681.7
of which STAR	2 252 269	7 086.8	2 102 113	6 814.2	856 172	2 855.9	Warrant	32 447	38.6	38 122	67.1	11 097	18.1
MTA Foreign	857 281	9 161.6	737 599	7 173.1	290 523	2 734.3	MIV Closed End Funds	11 430	52.5	5 726	15.4	2 324	6.8
of which STAR	10 707	57.5	12 288	65.7	3 812	21.7	ATFund	1 253	55.8	484	47.5	158	13.6
MIV *	143	4.8	25	0.4	4	0.0	ETF	1 627 064	34 630.3	1 948 486	28 254.7	664 818	10 537.3
Global Equity Market	171 453	1 137.3	323 252	2 627.1	141 186	1 000.5	ETCIETN	939 566	9 093.8	678 844	7 207.3	236 068	2 595.4
AIM Italia - MAC	247 396	694.7	347 168	954.4	116 442	319.1	<b>ETFplus</b>	<b>2 566 630</b>	<b>43 724.1</b>	<b>2 627 330</b>	<b>35 461.9</b>	<b>13 132.7</b>	<b>13 132.7</b>
<b>Total</b>	<b>27 346 692</b>	<b>205 358.5</b>	<b>23 188 708</b>	<b>163 979.7</b>	<b>8 883 156</b>	<b>65 257.2</b>	Convertible Bonds	805	7.2	1 132	7.1	369	2.4
FTSE MIB Shares							Subscription rights	-	-	8 300	2.6	5 195	1.4
% Shares Total	76.5%	89.8%	75.0%	88.0%	74.2%	87.5%	Mot - Government Bonds	826 094	49 481.5	667 551	45 509.8	220 942	13 741.3
							Mot - Bonds	56 272	816.8	26 697	441.7	8 722	138.0
							Mot - Eurobonds and ABSs	175 598	3 085.6	142 120	2 606.1	55 062	892.5
							ExtraMOT	24 554	838.9	2 395	115.1	821	40.2
							<b>Fixed Income Total</b>	<b>1 082 518</b>	<b>54 222.8</b>	<b>838 763</b>	<b>48 672.8</b>	<b>285 547</b>	<b>14 811.9</b>

## INDUSTRY/SUPERSECTOR TURNOVER (eur m)



## NEW LISTINGS

### RECENT EVENTS

ISSUER	MKT	SEGM	SHARES	FIRST TRADING DAY	EVENT	1st DAY CAPITALISATION (eur m)	SPONSOR (NOMAD for AIM Italia)
Salcef Group	MTA	-	O	22.12.2020	Transition from AIM to MTA	484.77	Banca Akros
Mit Sim	AIM / MAC	Professional	O	28.12.2020	IPO	10.37	EnVent Capital Markets
Convergenze	AIM / MAC	-	O	30.12.2020	IPO	17.95	Integrae SIM
Planetel	AIM / MAC	-	O	30.12.2020	IPO	29.96	Alantra Capital Markets SV
Eviso	AIM / MAC	-	O	30.12.2020	IPO	48.88	Alantra Capital Markets SV
Vantea Smart	AIM / MAC	-	O	27.01.2021	IPO	35.78	Integrae SIM
Abitare in	MTA	Star	O	01.03.2021	Transition from AIM to MTA Star	130.12	Intermonte SIM
Faurecia	BEM	-	O	01.03.2021	Admission on Global Equity Market	...	...
Philogen	MTA	-	O	03.03.2021	IPO	492.01	Mediobanca - Banca di Credito Finanziario
Almawave	AIM / MAC	-	O	11.03.2021	IPO	125.16	Banca Mediolanum
Casasold	AIM / MAC	-	O	18.03.2021	IPO	9.01	EnVent Capital Markets
A.B.P. Nocivelli	AIM / MAC	-	O	30.03.2021	IPO	98.87	Integrae SIM

### NEWLY ADMITTED COMPANIES (THROUGH IPOS, SPOS AND INSTITUTIONAL PLACINGS)

Security:	VANTEA SMART		Total		of which public	of which institutional
Offer period:	....	Offered shares:	max	2 000 000	min - max	2 000 000
	27.01.2021	Greenshoe:	max	300 000	-	-
Offer price:	2.20	Requested shares:	....	....	....	....
Bookbuilding range:	....-....	Allotted shares:	....	2 300 000	....	2 300 000
Minimum lot:	....	- of which greenshoe:	....	300 000	-	300 000
Placed stake:	19.2%	Capital raised (ML euro):	....	5.06	....	5.06
		- from newly issued shares:	....	4.40	....	....
Bit alphabetical code:	....					
Bloomberg code:	....	Market and segment:	AIM ITALIA/MERCATO ALTERNATIVO DEL CAPITALE - ....			
Reuters code:	....	Sector:	...., ....			

Security:	PHILOGEN		Total		of which public	of which institutional
Offer period:	18.02.2021	Offered shares:	max	4 061 111	min - max	4 061 111
	26.02.2021	Greenshoe:	max	406 111	-	-
Offer price:	17.00	Requested shares:	....	....	....	....
Bookbuilding range:	....-....	Allotted shares:	....	4 061 111	....	4 061 111
Minimum lot:	....	- of which greenshoe:	....	-	-	-
Placed stake:	13.9%	Capital raised (ML euro):	....	69.04	....	69.04
		- from newly issued shares:	....	69.04	....	....
Bit alphabetical code:	....					
Bloomberg code:	....	Market and segment:	MTA - ....			
Reuters code:	....	Sector:	...., ....			

Security:	ALMAWAVE		Totale		of which public	of which institutional
Offer period:	....	Offered shares:	max	6 423 529	min - max	6 423 529
	11.03.2021	Greenshoe:	max	635 294	-	-
Offer price:	4.25	Requested shares:	....	....	....	....
Bookbuilding range:	....-....	Allotted shares:	....	6 423 529	....	6 423 529
Minimum lot:	....	- of which greenshoe:	....	-	-	-
Placed stake:	24.3%	Capital raised (ML euro):	....	27.30	....	27.30
		- from newly issued shares:	....	27.30	....	....
Bit alphabetical code:	....					
Bloomberg code:	....	Market and segment:	AIM ITALIA/MERCATO ALTERNATIVO DEL CAPITALE - ....			
Reuters code:	....	Sector:	...., ....			

Security:	CASASOLD		Total		of which public	of which institutional
Offer period:	....	Offered shares:	max	802 400	min - max	802 400
	18.03.2021	Greenshoe:	max	-	-	-
Offer price:	3.33	Requested shares:	....	....	....	....
Bookbuilding range:	....-....	Allotted shares:	....	802 400	....	802 400
Minimum lot:	....	- of which greenshoe:	....	-	-	-
Placed stake:	34.9%	Capital raised (ML euro):	....	2.67	....	2.67
		- from newly issued shares:	....	2.67	....	....
Bit alphabetical code:	....					
Bloomberg code:	....	Market and segment:	AIM ITALIA/MERCATO ALTERNATIVO DEL CAPITALE - ....			
Reuters code:	....	Sector:	...., ....			

Security:	A.B.P. NOCIVELLI		Total		of which public	of which institutional
Offer period:	....	Offered shares:	max	3 050 000	min - max	3 050 000
	30.03.2021	Greenshoe:	max	400 000	-	-
Offer price:	3.20	Requested shares:	....	....	....	....
Bookbuilding range:	....-....	Allotted shares:	....	3 050 000	....	3 050 000
Minimum lot:	....	- of which greenshoe:	....	-	-	-
Placed stake:	10.1%	Capital raised (ML euro):	....	9.76	....	9.76
		- from newly issued shares:	....	9.76	....	....
Bit alphabetical code:	....					
Bloomberg code:	....	Market and segment:	AIM ITALIA/MERCATO ALTERNATIVO DEL CAPITALE - ....			
Reuters code:	....	Sector:	...., ....			

### RIGHT ISSUES

N° MKT	SEGM	SECURITIES	OPTION RIGHTS TRADING PERIOD		OFFER PRICE	OFFERED SHARES	ISSUE RATE	UNEXERCISED PREEMPTIVE RIGHTS (%)	ALLOTTED SHARES	CAPITAL RAISED (eur m)	
			FROM	TO							
	MTA	- EPRICE ORD	03.08.2020	09.09.2020	0.07	285 695 899	211 ord / 30 ord	25.4%	285 695 899	20.00	
	AIM-MAC	- CASTA DIVA GROUP ORD	31.08.2020	17.09.2020	0.50	2 512 968	1 ord / 7 ord	65.2%	873 938	AAI	0.44
	AIM-MAC	- 4AIM SICAF ORD	21.09.2020	09.10.2020	445.00	223 425	9 ord / 2 ord	100.0%	45	AAI	0.02
	AIM-MAC	- 4AIM SICAF WAR	21.09.2020	09.10.2020	-	223 425	1 : 1 new share	100.0%	45	AAI	-
	MIV	Professional NB AURORA ORD	21.09.2020	07.10.2020	10.00	15 000 000	1 ord / 1 ord	77.0%	3 449 115		34.49
	MTA	- BPER BANCA ORD	05.10.2020	23.10.2020	0.90	891 398 064	8 ord / 5 ord, 476184 ord / 5 occv	0.8%	891 398 064		802.26
	AIM-MAC	- INIZIATIVE BRESCIANE ORD	19.10.2020	05.11.2020	16.45	484 725	1 ord / 8 ord	17.6%	484 725		7.97
	AIM-MAC	- VISIBILIA EDITORE ORD	26.10.2020	12.11.2020	0.115	41 538 427	49 ord / 10 ord	74.5%	14 153 699		1.63
	AIM-MAC	- H-FARM ORD	02.11.2020	20.11.2020	0.25	15 932 500	5 ord / 28 ord	34.2%	15 430 660		3.86
	MTA	Star TESMEC ORD	23.11.2020	10.12.2020	0.07	499 376 200	200 ord / 41 ord	2.9%	499 376 200		34.96
1	AIM-MAC	- ITALIA INDEPENDENT ORD	25.01.2021	18.02.2021	1.67	4 659 226	13 ord / 28 ord	6.9%	4 659 226		7.78
2	AIM-MAC	- SG COMPANY ORD	25.01.2021	11.02.2021	0.20	12 092 744	1 ord / 1 ord	0.1%	12 092 744		2.42
	AIM-MAC	- SG COMPANY WAR	25.01.2021	11.02.2021	-	6 046 371	1 : 2 new share	0.1%	6 046 371		-
3	MTA	AEDES ORD	22.02.2021	11.03.2021	0.19	228 121 590	46 ord / 7 ord	19.2%	184 348 128	AAI	35.03

### SCRIP RIGHT ISSUES

N° MKT	SECURITIES	EFFECTIVE DATE	NOMINAL VALUE		ISSUE RATE	SHARES OFFERED (number)	SHARES AFTER THE ISSUE	VALUE (eur m)	
			BEFORE	AFTER					
1	AIM-MAC	WEBSOLUTE	05.10.2020	0.02	0.02	1:10	864 895	9 513 845	0.02
2	AIM-MAC	RENERGETICA	16.11.2020	0.1368	0.1368	1:10	735 098	8 086 098	0.10

### TOTAL MONEY RAISED (eur m)

	NUMBER	SECURITIES		MONEY RAISED	SHARE-HOLDERS	INVESTORS			OTHER
		NEWLY ISSUED	SOLD			PUBLIC	EMPLOYEES	INSTIT. INVESTORS	
<b>YEAR 2021 - TOTAL FROM CAPITAL INCREASE</b>	<b>3</b>	<b>45.2</b>	<b>-</b>	<b>45.2</b>	<b>45.2</b>	<b>-</b>	<b>-</b>	<b>-</b>	<b>-</b>
MTA	1	35.0	-	35.0	35.0	-	-	-	-
- of which Star Investment	-	-	-	-	-	-	-	-	-
AIM-MAC	2	10.2	-	10.2	10.2	-	-	-	-
<b>YEAR 2021 TOTAL FROM OPVS (excluding closed-end funds)</b>	<b>5</b>	<b>113.2</b>	<b>0.7</b>	<b>113.8</b>	<b>-</b>	<b>-</b>	<b>-</b>	<b>113.8</b>	<b>-</b>
MTA	1	69.0	-	69.0	-	-	-	69.0	-
- of which Star Investment Companies	-	-	-	-	-	-	-	-	-
AIM-MAC	4	44.1	0.7	44.8	-	-	-	44.8	-
<b>TOTAL IPO AND SPO</b>	<b>5</b>	<b>113.2</b>	<b>0.7</b>	<b>113.8</b>	<b>-</b>	<b>-</b>	<b>-</b>	<b>113.8</b>	<b>-</b>
MTA	1	69.0	-	69.0	-	-	-	69.0	-
- of which Star Investment Companies	-	-	-	-	-	-	-	-	-
AIM-MAC	4	44.1	0.7	44.8	-	-	-	44.8	-
<b>TOTAL YEAR 2021 (excluding closed-end funds)</b>	<b>8</b>	<b>158.4</b>	<b>0.7</b>	<b>159.1</b>	<b>45.2</b>	<b>-</b>	<b>-</b>	<b>113.8</b>	<b>-</b>

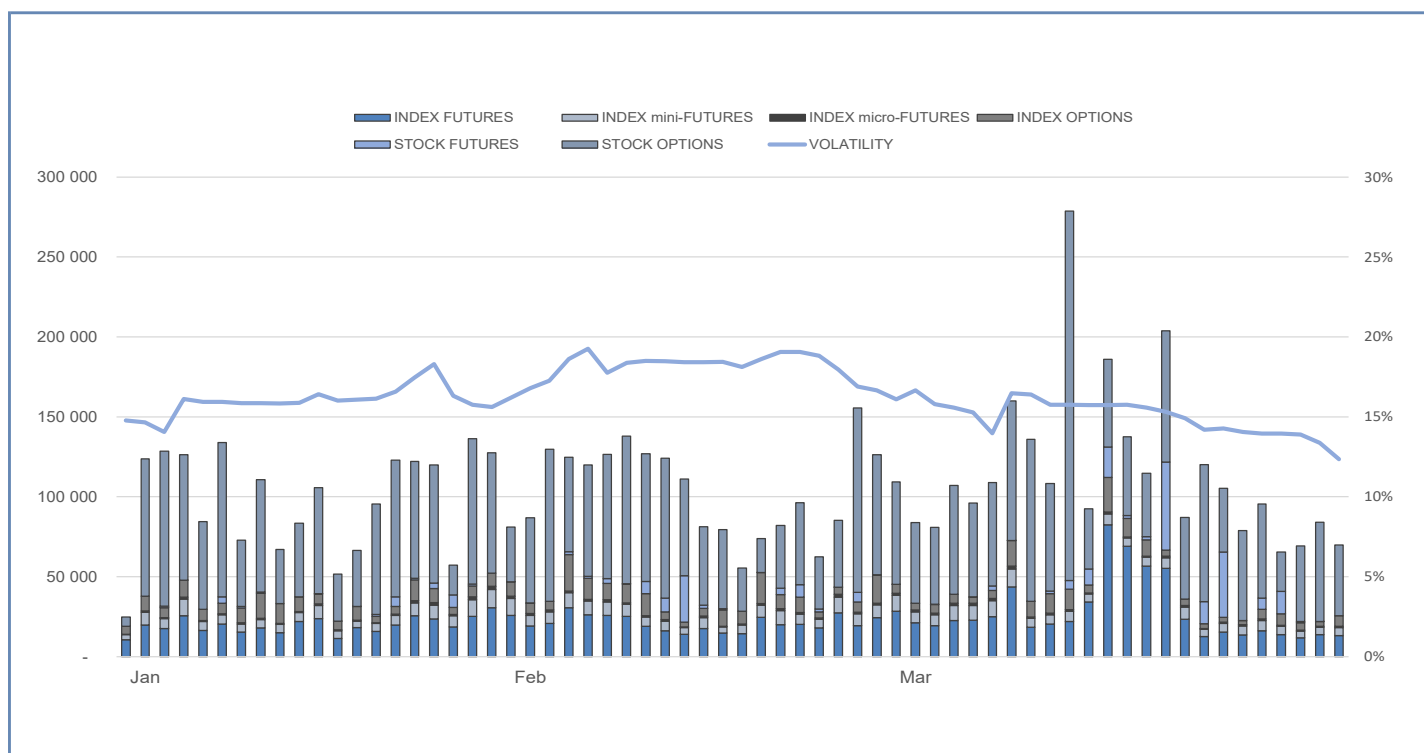
### TAKEOVER BIDS

N° BIDDER	OFFER TYPE	TARGET SHARES	OFFER PERIOD		PRICE (eur)	SHARES		STAKE OWNED AFTER OFFER	TURNOVER (eur m)
			FROM	TO		REQUESTED	BOUGHT		
SPECIAL PACKAGING SOLUTIONS INVESTMENTS	VOLUNTARY	GUALA CLOSURES	08.06.2020	01.07.2020	6.00	12 468 373	8 256	4.36%	0.05
AGC BIOLOGICS ITALY	VOLUNTARY	MOLMED	01.06.2020	24.07.2020	0.52	463 450 672	432 081 597	93.23%	223.82
CENTRALE DEL LATTE D'ITALIA	MANDATORY	CENTRALE DEL LATTE D'ITALIA	06.07.2020	24.07.2020	1.00	7 339 778	2 803 210	67.60%	2.80
INTESA SANPAOLO	VOLUNTARY	UBI BANCA	06.07.2020	28.07.2020	0.57	1 144 285 146	1 031 958 027	91.01%	588.22
ROMULUS AND REMUS INVESTMENTS	MANDATORY	ROMA	25.09.2020	23.10.2020	0.12	84 413 785	1 412 890	86.80%	0.16
MZB HOLDING	VOLUNTARY	MASSIMO ZANETTI BEVERAGE	26.10.2020	20.11.2020	5.50	9 451 265	5 245 261	94.56%	28.85
1 CPI PROPERTY GROUP	MANDATORY	NOVA RE	14.12.2020	22.01.2021	2.36	10 974 349	9 348 018	84.89%	22.06
2 IMA BidCo	MANDATORY	IMA	14.12.2020	14.01.2021	68.00	13 920 441	10 971 409	98.19%	746.06
3 TEMISTOCLE	MANDATORY	TECHEDGE	28.12.2020	22.01.2021	5.40	11 570 926	10 958 241	97.62%	59.17
4 ATS AUTOMATION HOLDING	VOLUNTARY	CFT	08.02.2021	12.03.2021	4.60	16 026 357	14 864 713	92.75%	68.38

The offer on ordinary shares of Credito Valtellinese is currently underway.

AAI Before unexercised preemptive right auction  
BEM Borsa Italiana Equity Market  
AIMMA AIM - Mercato Alternativo del Capitale

IDEM - DERIVATIVES TRADING



	DAYS	MONTH	TURNOVER							OPEN INTEREST (4) NUMBER OF CONTRACTS	
			TOTAL			DAILY AVERAGE					
			STANDARD CONTRACTS	TRADES NUMBER	TURNOVER (1) eur m	OTHER (2)	% TOT SHARES (3)	STANDARD CONTRACTS	TRADES NUMBER		TURNOVER eur m
INDEX FUTURES (5)	63	TOT 2021	1 481 124	1 002 480	168 688.2	-	102.9%	23 510	15 912	2 677.6	95 685
	20	FEB 2021	425 983	331 441	47 750.4	-	92.0%	21 299	16 572	2 387.5	85 869
	23	MAR 2021	646 541	354 916	76 423.9	-	117.1%	28 110	15 431	3 322.8	95 685
FTSE MIB INDEX miniFUTURES	63	TOT 2021	433 811	378 313	9 968.5	-	6.1%	6 886	6 005	158.2	6 610
	20	FEB 2021	143 205	124 346	3 286.9	-	6.3%	7 160	6 217	164.3	15 063
	23	MAR 2021	149 641	130 082	3 553.4	-	5.4%	6 506	5 656	154.5	6 610
FTSE MIB INDEX microFUTURES	63	TOT 2021	59 911	42 219	275.1	-	0.2%	951	670	4.4	1 085
	20	FEB 2021	20 240	13 873	92.8	-	0.2%	1 012	694	4.6	2 207
	23	MAR 2021	20 745	14 736	98.4	-	0.2%	902	641	4.3	1 085
FTSE MIB INDEX OPTIONS	63	TOT 2021	522 982	74 384	29 147.0	628.9	17.8%	8 301	1 181	462.7	261 601
	20	FEB 2021	190 342	25 676	10 740.1	235.2	20.7%	9 517	1 284	537.0	274 715
	23	MAR 2021	167 241	26 936	9 522.6	198.1	14.6%	7 271	1 171	414.0	261 601
STOCK FUTURES (6)	63	TOT 2021	223 304	186	770.8	-	0.5%	3 545	3	12.2	157 638
	20	FEB 2021	50 439	61	153.9	-	0.3%	2 522	3	7.7	40 555
	23	MAR 2021	153 588	82	553.9	-	1.0%	6 678	4	24.1	157 638
STOCK DIVIDEND FUTURES	63	TOT 2021	53 410	54	12.1	-	-	848	0.9	0.19	71 870
	20	FEB 2021	23 540	19	3.8	-	-	1 177	1.0	0.19	81 695
	23	MAR 2021	21 375	8	6.6	-	-	929	0.3	0.29	71 870
STOCK OPTIONS	63	TOT 2021	4 007 504	111 341	12 281.2	633.0	8.0%	63 611	1 767	194.9	4 687 216
	20	FEB 2021	1 241 635	35 898	3 475.9	182.2	7.1%	62 082	1 795	173.8	4 728 017
	23	MAR 2021	1 510 351	44 442	4 646.2	230.8	7.6%	65 667	1 932	202.0	4 687 216
EQUITY DERIVATIVES TOTAL	63	TOT 2021	6 782 046	1 608 977	221 142.9	1 261.8	134.9%	107 652	25 539	3 510.2	5 281 705
	20	FEB 2021	2 095 384	531 314	65 503.9	417.4	126.2%	104 769	26 566	3 275.2	5 228 121
	23	MAR 2021	2 669 482	571 202	94 804.9	428.9	145.3%	116 064	24 835	4 122.0	5 281 705
ELECTRICITY FUTURES	63	TOT 2021	-	-	-	-	-	-	-	-	105
	20	FEB 2021	-	-	-	-	-	-	-	-	80
	23	MAR 2021	-	-	-	-	-	-	-	-	105
WHEAT FUTURE	63	TOT 2021	-	-	-	-	-	-	-	-	-
	20	FEB 2021	-	-	-	-	-	-	-	-	-
	23	MAR 2021	-	-	-	-	-	-	-	-	-
IDEM TOTAL	63	TOT 2021	6 782 046	1 608 977	221 142.9	-	-	107 652	25 539	3 510.2	5 281 810
	20	FEB 2021	2 095 384	531 314	65 503.9	-	-	104 769	26 566	3 275.2	5 228 201
	23	MAR 2021	2 669 482	571 202	94 804.9	-	-	116 064	24 835	4 122.0	5 281 810

(1) The notional turnover is computed as the product of contracts number, price and index multiplier for index futures; contracts number, price and size multiplier for stock futures; contracts number, strike prices and index multiplier for index options; contracts number, strike prices and sizes for stock options.

(2) Premium in euro million for options and equity derivatives total; traded MWh for electricity future, tons for wheat future.

(3) As percentage on shares turnover (total shares for Index derivatives and Idem total; shares with underlying listed on Borsa Italiana for stock futures and stock options).

(4) Gross figures for Open positions at the end of period.

(5) Includes data for FTSE MIB index futures, FTSE MIB index dividend futures and FTSE PIR PMI index futures.

(6) Includes data for European stock futures.

**Additional Information:**

This publication uses only electronic trading data (daily and after hours sessions); trades that are reported to Borsa Italiana under its rules but executed away from its electronic order books are not included.

Shares of foreign companies, which are exclusively listed on Borsa Italiana and on no other European Exchange, are considered Domestic Companies, included in the Domestic Capitalisation and in the Domestic Trading figures.

\* MIV figures include Investment Companies, SPAC and FIA.

There were 23 trading days in March 2021 and 22 trading days in March 2020 on Borsa Italiana.

There were 63 trading days in the period January - March 2021 and 64 trading days in the period January - March 2020.

This document contains text, data, graphics, photographs, illustrations, artwork, names, logos, trade marks, service marks and information ("Information") connected with Borsa Italiana S.p.A. ("Borsa Italiana").

All reasonable efforts have been made to ensure that the Information in this document was correct at the time of publication. However, Borsa Italiana Spa accepts no liability for decisions taken, or systems-related or other work carried out by any party based on this document. The publication of this document does not represent solicitation, by Borsa Italiana, of public saving and is not to be considered as a recommendation by Borsa Italiana as to the suitability of the investment, if any, herein described.

© March 2021 Borsa Italiana S.p.A. All rights reserved.

6th April 2021 - 16:00