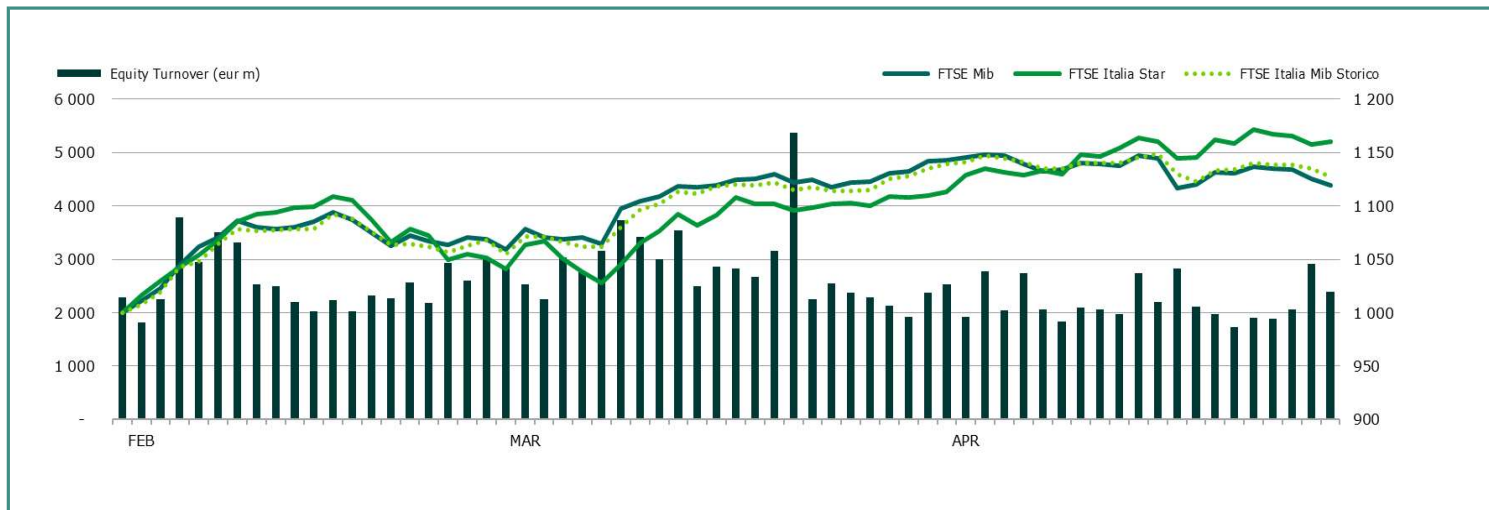




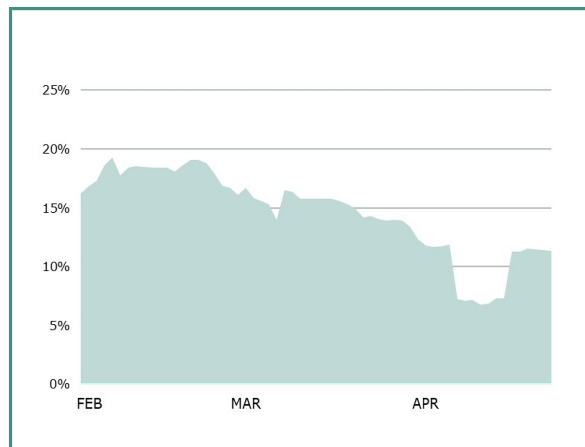
### EQUITY DAILY TURNOVER AND MAIN INDICES (base = 1000 29.01.2021)



### STOCK INDICES

	31 MAR 2021	30 APR 2021	Var. % MoM	Var. % 2020 end	Volatility APR 2021
FTSE Italia Mib Storico	22 493	22 246	-1.1%	9.5%	9.3%
FTSE Mib	24 649	24 141	-2.1%	8.6%	11.7%
FTSE Italia Star	48 917	50 992	4.2%	14.3%	12.7%
FTSE Italia PIR PMI TR	30 554	31 874	4.3%	17.4%	11.9%
FTSE Italia Brands	17 033	17 664	3.7%	14.6%	16.2%

### FTSE MIB VOLATILITY



### TRADING - DAILY AVERAGE

	JAN-APR 2020		JAN-APR 2021		APR 2021	
(*)	Trades Number	Turnover eur m	Trades Number	Turnover eur m	Trades Number	Turnover eur m
Shares	400 772	2 923.3	356 488	2 508.5	319 988	2 211.1
Securitized Derivatives	13 253	94.7	10 034	72.2	7 999	59.4
ETFplus	42 060	655.9	39 441	539.9	32 315	467.3
Fixed Income	17 354	823.1	14 935	807.8	20 040	918.9

(\*) Indicators are related to turnover figures.

### LISTING

	30 DEC 2020	31 MAR 2021	30 APR 2021
MTA Domestic	235	234	234
of which STAR	75	76	76
MTA Foreign	3	3	3
of which STAR	1	1	1
MIV *	1	1	1
Global Equity Market	87	87	87
AIM Italia - MAC	138	139	141
<b>Listed Companies Total</b>	<b>464</b>	<b>464</b>	<b>466</b>
Warrant	76	74	75
MIV Closed End Funds	12	12	12
ATFund	94	94	92
ETF	1 116	1 130	1 137
ETC\ETN	218	219	218
<b>ETFplus Total</b>	<b>1 334</b>	<b>1 349</b>	<b>1 355</b>
Securitized Derivatives	9 678	11 401	12 337
Convertibles Bonds	11	9	9
Mot - Government Bonds	152	159	159
Mot - Bonds	79	72	71
Mot - Eurobonds and ABSs	1 084	1 128	1 133
<b>MOT Total</b>	<b>1 315</b>	<b>1 359</b>	<b>1 363</b>
Extramot	814	669	660
<b>Fixed Income Total</b>	<b>2 129</b>	<b>2 028</b>	<b>2 023</b>

### MOST TRADED SHARES IN THE MONTH

Shares	Mkt	Turnover eur m	% TOT
Enel	MTA	3 947.1	8.9%
Unicredit	MTA	3 540.6	8.0%
Intesa Sanpaolo	MTA	3 502.6	7.9%
Stellantis	MTA	3 050.9	6.9%
Eni	MTA	2 965.9	6.7%

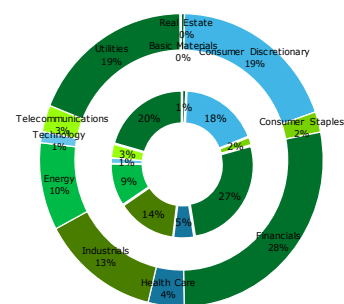
### BEST PERFORMANCES IN THE MONTH

Shares	Mkt	Var. % MoM	Var % 2020 end
Trendevic	AIMMA	79.6%	87.4%
Seri Industrial	MTA	50.7%	71.4%
Promotica	AIMMA	41.6%	45.8%
Tod'S	MTA	41.5%	38.6%
Rosss	MTA	40.9%	65.8%

Performances are computed with no-rounded official prices.  
Performance is not included for shares not listed at 2020 end or unlimited suspended at April 2021 end or at 2020 end.

## CAPITALISATION

Domestic Companies Capitalisation (eur m)	30 DEC 2020	31 MAR 2021	30 APR 2021
MTA Capitalisation	600 448	679 106	672 179
of which STAR	47 885	49 220	51 347
MIV *	204	202	202
AIM Italia - MAC	5 854	7 027	7 532
<b>Total</b>	<b>606 505</b>	<b>686 335</b>	<b>679 914</b>
Capitalisation (% GDP)			
MTA	36.4%	39.6%	39.2%
of which STAR	2.9%	2.9%	3.0%
<b>Total</b>	<b>36.8%</b>	<b>40.0%</b>	<b>39.6%</b>
Capitalisation (% Tot.)			
FTSE MIB Shares	80.6%	81.1%	80.3%



Note: internal chart: capitalisation on 30.12.2020;  
external chart: capitalisation on 30.04.2021.  
The new ICB classification framework is effective after the close of March 19, 2021.

## TRADING

SHARES	JAN-APR 2020		JAN-APR 2021		APR 2021		Other Instruments	JAN-APR 2020		JAN-APR 2021		APR 2021	
	Trades Number	Turnover eur m	Trades Number	Turnover eur m	Trades Number	Turnover eur m		Trades Number	Turnover eur m	Trades Number	Turnover eur m	Trades Number	Turnover eur m
MTA Domestic	32 083 511	232 405.1	27 781 072	194 514.4	6 000 408	41 289.7	SeDex	1 113 289	7 953.7	832 839	5 989.5	159 972	1 187.0
of which STAR	2 745 631	8 446.0	2 732 907	8 966.9	630 794	2 152.7	Warrant	38 173	45.7	51 449	91.5	13 327	24.4
MTA Foreign	1 032 403	10 778.4	924 631	9 085.3	187 032	1 912.2	MIV Closed End Funds	13 340	59.2	7 569	19.9	1 843	4.5
of which STAR	14 575	77.9	14 623	77.2	2 335	11.5	ATFund	1 347	61.6	630	57.8	146	10.3
MIV *	173	4.8	31	0.4	6	0.1	ETF	2 040 724	42 474.1	2 440 681	35 844.3	492 195	7 589.7
Global Equity Market	241 818	1 536.1	425 990	3 348.2	102 738	721.1	ETC/ETN	1 492 351	12 622.0	832 941	8 963.2	154 097	1 756.0
AIM Italia - MAC	306 921	830.2	456 747	1 253.6	109 579	299.2	<b>ETFplus</b>	<b>3 533 075</b>	<b>55 096.1</b>	<b>3 273 622</b>	<b>44 807.6</b>	<b>646 292</b>	<b>9 345.6</b>
<b>Total</b>	<b>33 664 826</b>	<b>245 554.6</b>	<b>29 588 471</b>	<b>208 202.0</b>	<b>6 399 763</b>	<b>44 222.3</b>	Convertible Bonds	968	7.9	1 516	9.9	384	2.7
FTSE MIB Shares							Subscription rights	-	-	8 357	2.6	57	0.0
% Shares Total	76.6%	89.7%	74.3%	87.4%	71.7%	85.4%	Mot - Government Bonds	1 131 246	63 257.3	1 021 778	63 114.2	354 227	17 604.4
							Mot - Bonds	68 795	960.6	34 339	562.3	7 642	120.6
							Mot - Eurobonds and ABS	223 250	3 809.1	180 502	3 216.8	38 382	610.6
							ExtraMOT	34 466	1 113.7	2 945	157.4	550	42.3
							<b>Fixed Income Total</b>	<b>1 457 757</b>	<b>69 140.6</b>	<b>1 239 564</b>	<b>67 050.7</b>	<b>400 801</b>	<b>18 377.9</b>

## INDUSTRY/SUPERSECTOR TURNOVER (eur m)



## NEW LISTINGS

### RECENT EVENTS

ISSUER	MKT	SEGM	SHARES	FIRST TRADING DAY	EVENT	1st DAY CAPITALISATION (eur m)	SPONSOR (NOMAD for AIM Italia)
Convergenze	AIM / MAC	-	0	30.12.2020	IPO	17.95	Integrae SIM
Planetel	AIM / MAC	-	0	30.12.2020	IPO	29.96	Alantra Capital Markets SV
Eviso	AIM / MAC	-	0	30.12.2020	IPO	48.88	Alantra Capital Markets SV
Vantea Smart	AIM / MAC	-	0	27.01.2021	IPO	35.78	Integrae SIM
Abitare in	MTA	Star	0	01.03.2021	Transition from AIM to MTA Star	130.12	Intermonte SIM
Faurecia	BEM	-	0	01.03.2021	Admission on Global Equity Market	...	...
Philogen	MTA	-	0	03.03.2021	IPO	492.01	Mediobanca - Banca di Credito Finanziario
Almawave	AIM / MAC	-	0	11.03.2021	IPO	125.16	Banca Mediolanum
Casasold	AIM / MAC	-	0	18.03.2021	IPO	9.01	EnVent Capital Markets
A.B.P. Nocivelli	AIM / MAC	-	0	30.03.2021	IPO	98.87	Integrae SIM
Reevo	AIM / MAC	-	0	06.04.2021	IPO	52.79	EnVent Capital Markets
Premia Finance	AIM / MAC	Professional	0	26.04.2021	IPO	10.94	Banca Finnat Euramerica

### NEWLY ADMITTED COMPANIES (THROUGH IPOS, SPOS AND INSTITUTIONAL PLACINGS)

Security:	ALMAWAVE		Totale		of which public	of which institutional
Offer period:	....	Offered shares:	max	6 423 529	min - max	6 423 529
	11.03.2021	Greenshoe:	max	635 294	-	-
Offer price:	4.25	Requested shares:	....	....	....	....
Bookbuilding range:	....-....	Allotted shares:	....	7 058 823	....	7 058 823
Minimum lot:	....	- of which greenshoe:	....	635 294	-	635 294
Placed stake:	26.1%	Capital raised (ML euro):	....	30.00	....	30.00
		- from newly issued shares:	....	30.00		
Blt alphabetical code:	....					
Bloomberg code:	....	Market and segment:	....	AIM ITALIA/MERCATO ALTERNATIVO DEL CAPITALE - ....		
Reuters code:	....	Sector:	....	....		

Security:	CASASOLD		Total		of which public	of which institutional
Offer period:	....	Offered shares:	max	802 400	min - max	802 400
	18.03.2021	Greenshoe:	max	-	-	-
Offer price:	3.33	Requested shares:	....	....	....	....
Bookbuilding range:	....-....	Allotted shares:	....	802 400	....	802 400
Minimum lot:	....	- of which greenshoe:	....	-	-	-
Placed stake:	34.9%	Capital raised (ML euro):	....	2.67	....	2.67
		- from newly issued shares:	....	2.67		
Blt alphabetical code:	....					
Bloomberg code:	....	Market and segment:	....	AIM ITALIA/MERCATO ALTERNATIVO DEL CAPITALE - ....		
Reuters code:	....	Sector:	....	....		

Security:	A.B.P. NOCIVELLI		Total		of which public	of which institutional
Offer period:	....	Offered shares:	max	3 050 000	min - max	3 050 000
	30.03.2021	Greenshoe:	max	400 000	-	-
Offer price:	3.20	Requested shares:	....	....	....	....
Bookbuilding range:	....-....	Allotted shares:	....	3 450 000	....	3 450 000
Minimum lot:	....	- of which greenshoe:	....	400 000	-	400 000
Placed stake:	11.3%	Capital raised (ML euro):	....	11.04	....	11.04
		- from newly issued shares:	....	11.04		
Blt alphabetical code:	....					
Bloomberg code:	....	Market and segment:	....	AIM ITALIA/MERCATO ALTERNATIVO DEL CAPITALE - ....		
Reuters code:	....	Sector:	....	....		

Security:	REEVO		Total		of which public	of which institutional
Offer period:	....	Offered shares:	max	714 000	min - max	714 000
	06.04.2021	Greenshoe:	max	-	-	-
Offer price:	7.74	Requested shares:	....	....	....	....
Bookbuilding range:	....-....	Allotted shares:	....	714 000	....	714 000
Minimum lot:	....	- of which greenshoe:	....	-	-	-
Placed stake:	15.5%	Capital raised (ML euro):	....	5.53	....	5.53
		- from newly issued shares:	....	5.53		
Blt alphabetical code:	....					
Bloomberg code:	....	Market and segment:	....	AIM ITALIA/MERCATO ALTERNATIVO DEL CAPITALE - ....		
Reuters code:	....	Sector:	....	....		

Security:	PREMIA FINANCE		Total		of which public	of which institutional
Offer period:	....	Offered shares:	max	366 000	min - max	366 000
	26.04.2021	Greenshoe:	max	-	-	-
Offer price:	3.00	Requested shares:	....	....	....	....
Bookbuilding range:	....-....	Allotted shares:	....	366 000	....	366 000
Minimum lot:	....	- of which greenshoe:	....	-	-	-
Placed stake:	10.0%	Capital raised (ML euro):	....	1.10	....	1.10
		- from newly issued shares:	....	1.10		
Blt alphabetical code:	....					
Bloomberg code:	....	Market and segment:	....	AIM ITALIA/MERCATO ALTERNATIVO DEL CAPITALE - Professional		
Reuters code:	....	Sector:	....	....		

## RIGHT ISSUES

N° MKT	SEGM	SECURITIES	OPTION RIGHTS TRADING PERIOD		OFFER PRICE	OFFERED SHARES	ISSUE RATE	UNEXERCISED PREEMPTIVE RIGHTS (%)	ALLOTTED SHARES		CAPITAL RAISED (eur m)	
			FROM	TO								
MTA	-	EPRICE ORD	03.08.2020	09.09.2020	0.07	285 695 899	211 ord / 30 ord	25.4%	285 695 899		20.00	
AIM-MAC	-	CASTA DIVA GROUP ORD	31.08.2020	17.09.2020	0.50	2 512 968	1 ord / 7 ord	65.2%	873 938	AAI	0.44	
AIM-MAC	-	4AIM SICAF ORD	21.09.2020	09.10.2020	445.00	223 425	9 ord / 2 ord	100.0%	45	AAI	0.02	
AIM-MAC	-	4AIM SICAF WAR	21.09.2020	09.10.2020	-	223 425	1 : 1 new share	100.0%	45	AAI	-	
MIV	Professional	NB AURORA ORD	21.09.2020	07.10.2020	10.00	15 000 000	1 ord / 1 ord 8 ord / 5 ord,	77.0%	3 449 115		34.49	
MTA	-	BPER BANCA ORD	05.10.2020	23.10.2020	0.90	891 398 064	476184 ord / 5 ocv	0.8%	891 398 064		802.26	
AIM-MAC	-	INIZIATIVE BRESCIANE ORD	19.10.2020	05.11.2020	16.45	484 725	1 ord / 8 ord	17.6%	484 725		7.97	
AIM-MAC	-	VISIBILIA EDITORE ORD	26.10.2020	12.11.2020	0.115	41 538 427	49 ord / 10 ord	74.5%	14 153 699		1.63	
AIM-MAC	-	H-FARM ORD	02.11.2020	20.11.2020	0.25	15 932 500	5 ord / 28 ord	34.2%	15 430 660		3.86	
MTA	Star	TESMEC ORD	23.11.2020	10.12.2020	0.07	499 376 200	200 ord / 41 ord	2.9%	499 376 200		34.96	
1	AIM-MAC	-	ITALIA INDEPENDENT ORD	25.01.2021	18.02.2021	1.67	4 659 226	13 ord / 28 ord	6.9%	4 659 226		7.78
2	AIM-MAC	-	SG COMPANY ORD	25.01.2021	11.02.2021	0.20	12 092 744	1 ord / 1 ord	0.1%	12 092 744		2.42
	AIM-MAC	-	SG COMPANY WAR	25.01.2021	11.02.2021	-	6 046 371	1 : 2 new share	0.1%	6 046 371		-
3	MTA		AEDES ORD	22.02.2021	11.03.2021	0.19	228 121 590	46 ord / 7 ord	19.2%	205 641 574		39.07

## SCRIP RIGHT ISSUES

N° MKT	SECURITIES	EFFECTIVE DATE	NOMINAL VALUE		ISSUE RATE	SHARES OFFERED (number)	SHARES AFTER THE ISSUE	VALUE (eur m)	
			BEFORE	AFTER					
1	AIM-MAC	WEBSOLUTE	05.10.2020	0.02	0.02	1:10	864 895	9 513 845	0.02
2	AIM-MAC	RENERGETICA	16.11.2020	0.1368	0.1368	1:10	735 098	8 086 098	0.10

## TOTAL MONEY RAISED (eur m)

	NUMBER	SECURITIES			MONEY RAISED	INVESTORS			
		NEWLY ISSUED	SOLD			SHARE-HOLDERS	PUBLIC	EMPLOYEES	INSTIT. INVESTORS
<b>YEAR 2021 - TOTAL FROM CAPITAL INCREASE</b>	<b>3</b>	<b>49.3</b>	<b>-</b>	<b>49.3</b>	<b>49.3</b>	<b>-</b>	<b>-</b>	<b>-</b>	<b>-</b>
MTA	1	39.1	-	39.1	39.1	-	-	-	-
- of which Star	-	-	-	-	-	-	-	-	-
Investme	-	-	-	-	-	-	-	-	-
AIM-MAC	2	10.2	-	10.2	10.2	-	-	-	-
<b>YEAR 2021 TOTAL FROM OPVS (excluding closed-end funds)</b>	<b>7</b>	<b>123.8</b>	<b>0.7</b>	<b>124.4</b>	<b>-</b>	<b>-</b>	<b>-</b>	<b>124.4</b>	<b>-</b>
MTA	1	69.0	-	69.0	-	-	-	69.0	-
- of which Star	-	-	-	-	-	-	-	-	-
Investment Companies	-	-	-	-	-	-	-	-	-
AIM-MAC	6	54.7	0.7	55.4	-	-	-	55.4	-
TOTAL IPO AND SPO	7	123.8	0.7	124.4	-	-	-	124.4	-
MTA	1	69.0	-	69.0	-	-	-	69.0	-
- of which Star	-	-	-	-	-	-	-	-	-
Investment Companies	-	-	-	-	-	-	-	-	-
AIM-MAC	6	54.7	0.7	55.4	-	-	-	55.4	-
<b>TOTAL YEAR 2021 (excluding closed-end funds)</b>	<b>10</b>	<b>173.0</b>	<b>0.7</b>	<b>173.7</b>	<b>49.3</b>	<b>-</b>	<b>-</b>	<b>124.4</b>	<b>-</b>

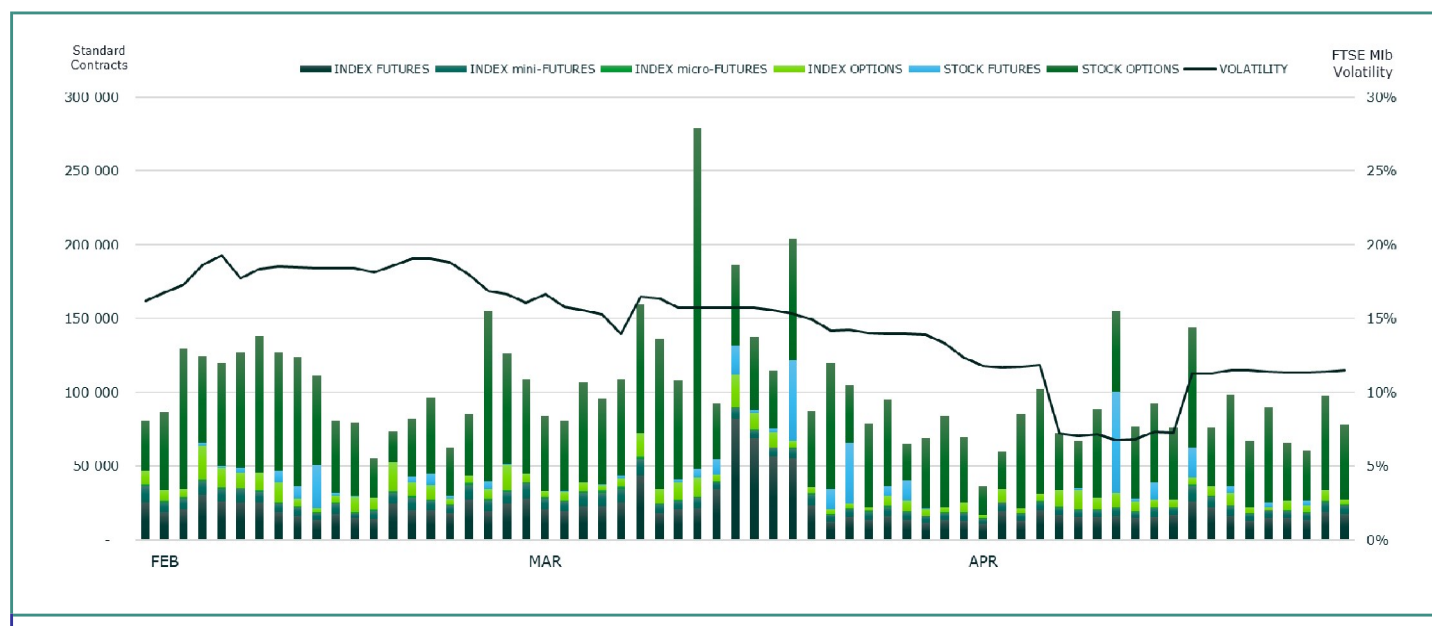
## TAKEOVER BIDS

N° BIDDER	OFFER TYPE	TARGET SHARES	OFFER PERIOD		PRICE (eur)	SHARES		STAKE OWNED AFTER OFFER	TURNOVER (eur m)	
			FROM	TO		REQUESTED	BOUGHT			
AGC BIOLOGICS ITALY	VOLUNTARY	MOLMED	01.06.2020	24.07.2020	0.52	463 450 672	432 081 597	93.23%	223.82	
CENTRALE DEL LATTE D'ITALIA	MANDATORY	CENTRALE DEL LATTE D'ITALIA	06.07.2020	24.07.2020	1.00	7 339 778	2 803 210	67.60%	2.80	
INTESA SANPAOLO	VOLUNTARY	UBI BANCA	06.07.2020	28.07.2020	0.57	1 144 285 146	1 031 958 027	91.01%	588.22	
ROMULUS AND REMUS INVESTMENTS	MANDATORY	ROMA	25.09.2020	23.10.2020	0.12	84 413 785	1 412 890	86.80%	0.16	
MZB HOLDING	VOLUNTARY	MASSIMO ZANETTI BEVERAGE	26.10.2020	20.11.2020	5.50	9 451 265	5 245 261	94.56%	28.85	
1	CPI PROPERTY GROUP	MANDATORY	NOVA RE	14.12.2020	22.01.2021	2.36	10 974 349	9 348 018	84.89%	22.06
2	IMA BidCo	MANDATORY	IMA	14.12.2020	14.01.2021	68.00	13 920 441	10 971 409	98.19%	746.06
3	TEMISTOCLE	MANDATORY	TECHEDGE	28.12.2020	22.01.2021	5.40	11 570 926	10 958 241	97.62%	59.17
4	ATS AUTOMATION HOLDING	VOLUNTARY	CFT	08.02.2021	12.03.2021	4.60	16 026 357	14 864 713	92.75%	68.38
5	CREDIT AGRICOLE	VOLUNTARY	CREDITO VALTELLINESE	30.03.2021	21.04.2021	12.50	68 428 903	62 232 666	91.17%	777.91

The offer on ordinary shares of ASTM is currently underway.

AAI Before unexercised preemptive right auction  
 BEM Borsa Italiana Equity Market  
 AIMMA AIM - Mercato Alternativo del Capitale

## IDEM - DERIVATIVES TRADING



	DAYS	MONTH	TURNOVER						DAILY AVERAGE			OPEN INTEREST (4) NUMBER OF CONTRACTS
			STANDARD CONTRACTS	TRADES NUMBER	TOTAL TURNOVER (1) eur m	OTHER (2)	% TOT SHARES (3)	STANDARD CONTRACTS	TRADES NUMBER	TURNOVER eur m		
INDEX FUTURES (5)	83	TOT 2021	1 814 708	1 264 645	208 761.6	-	100.3%	21 864	15 237	2 515.2	105 070	
	23	MAR 2021	646 541	354 916	76 423.9	-	117.1%	28 110	15 431	3 322.8	95 685	
	20	APR 2021	333 584	262 165	40 073.4	-	90.6%	16 679	13 108	2 003.7	105 070	
FTSE MIB INDEX miniFUTURES	83	TOT 2021	541 996	472 579	12 590.6	-	6.0%	6 530	5 694	151.7	9 928	
	23	MAR 2021	149 641	130 082	3 553.4	-	5.4%	6 506	5 656	154.5	6 610	
	20	APR 2021	108 185	94 266	2 622.1	-	5.9%	5 409	4 713	131.1	9 928	
FTSE MIB INDEX microFUTURES	83	TOT 2021	73 029	52 292	338.6	-	0.2%	880	630	4.1	1 656	
	23	MAR 2021	20 745	14 736	98.4	-	0.2%	902	641	4.3	1 085	
	20	APR 2021	13 118	10 073	63.6	-	0.1%	656	504	3.2	1 656	
FTSE MIB INDEX OPTIONS	83	TOT 2021	649 919	94 391	36 799.7	715.2	17.7%	7 830	1 137	443.4	278 879	
	23	MAR 2021	167 241	26 936	9 522.6	198.1	14.6%	7 271	1 171	414.0	261 601	
	20	APR 2021	126 937	20 007	7 652.8	86.3	17.3%	6 347	1 000	382.6	278 879	
STOCK FUTURES (6)	83	TOT 2021	335 055	245	1 037.5	-	0.6%	4 037	3	12.5	188 035	
	23	MAR 2021	153 588	82	553.9	-	1.0%	6 678	4	24.1	157 638	
	20	APR 2021	111 751	59	266.7	-	0.7%	5 588	3	13.3	188 035	
STOCK DIVIDEND FUTURES	83	TOT 2021	56 950	58	15.1	-	-	686	1	0.2	69 410	
	23	MAR 2021	21 375	8	6.6	-	-	929	0.3	0.3	71 870	
	20	APR 2021	3 540	4	2.9	-	-	177	0.2	0.1	69 410	
STOCK OPTIONS	83	TOT 2021	5 002 089	139 431	15 852.0	803.4	8.1%	60 266	1 680	191.0	4 953 729	
	23	MAR 2021	1 510 351	44 442	4 646.2	230.8	7.6%	65 667	1 932	202.0	4 687 216	
	20	APR 2021	994 585	28 090	3 570.8	170.5	8.7%	49 729	1 405	178.5	4 953 729	
EQUITY DERIVATIVES TOTAL	83	TOT 2021	8 473 746	2 023 641	275 395.1	1 518.6	132.3%	102 093	24 381	3 318.0	5 606 707	
	23	MAR 2021	2 669 482	571 202	94 804.9	428.9	145.3%	116 064	24 835	4 122.0	5 281 705	
	20	APR 2021	1 691 700	414 664	54 252.3	256.8	122.7%	84 585	20 733	2 712.6	5 606 707	
ELECTRICITY FUTURES	83	TOT 2021	-	-	-	-	-	-	-	-	80	
	23	MAR 2021	-	-	-	-	-	-	-	-	105	
	20	APR 2021	-	-	-	-	-	-	-	-	80	
WHEAT FUTURE	83	TOT 2021	-	-	-	-	-	-	-	-	-	
	23	MAR 2021	-	-	-	-	-	-	-	-	-	
	20	APR 2021	-	-	-	-	-	-	-	-	-	
IDEM TOTAL	83	TOT 2021	8 473 746	2 023 641	275 395.14	-	-	102 093	24 381	3 318.0	5 606 787	
	23	MAR 2021	2 669 482	571 202	94 804.94	-	-	116 064	24 835	4 122.0	5 281 810	
	20	APR 2021	1 691 700	414 664	54 252.28	-	-	84 585	20 733	2 712.6	5 606 787	

(1) The notional turnover is computed as the product of contracts number, price and index multiplier for index futures; contracts number, price and size multiplier for stock futures; contracts number, strike prices and index multiplier for index options; contracts number, strike prices and sizes for stock options.

(2) Premium in euro million for options and equity derivatives total; traded MWh for electricity future, tons for wheat future.

(3) As percentage on shares turnover (total shares for Index derivatives and Idem total; shares with underlying listed on Borsa Italiana for stock futures and stock options).

(4) Gross figures for Open positions at the end of period.

(5) Includes data for FTSE MIB index futures, FTSE MIB index dividend futures and FTSE PIR PMI index futures.

(6) Includes data for European stock futures.

**Additional Information:**

This publication uses only electronic trading data (daily and after hours sessions).

Shares of foreign companies, which are exclusively listed on Borsa Italiana and on no other European Exchange, are considered Domestic Companies Capitalisation, included in the Domestic and in the Domestic Trading figures.

\* MIV figures include Investment Companies, SPAC and FIA.

There were 20 trading days in April 2021 and 20 trading days in April 2020 on Borsa Italiana.

There were 83 trading days in the period January - April 2021 and 84 trading days in the period January - April 2020.

6th May 2021 - 11:00

Markets Analysis

Piazza degli Affari, 6 - 20123 Milano

T. +39 02 724261 | Fax +39 02 8646 4323

e-mail: [markets\\_analysis@borsaitaliana.it](mailto:markets_analysis@borsaitaliana.it)

[www.borsaitaliana.it](http://www.borsaitaliana.it)



This publication is for information purposes only and is not a recommendation to engage in investment activities. This publication is provided "as is" without representation or warranty of any kind. Whilst all reasonable care has been taken to ensure the accuracy of the content, Euronext does not guarantee its accuracy or completeness. Euronext will not be held liable for any loss or damages of any nature ensuing from using, trusting or acting on information provided. No information set out or referred to in this publication shall form the basis of any contract. The creation of rights and obligations in respect of financial products that are traded on the exchanges operated by Euronext's subsidiaries shall depend solely on the applicable rules of the market operator. All proprietary rights and interest in or connected with this publication shall vest in Euronext. No part of it may be redistributed or reproduced in any form without the prior written permission of Euronext. Euronext disclaims any duty to update this information. Euronext refers to Euronext N.V. and its affiliates. Information regarding trademarks and intellectual property rights of Euronext is located at [www.euronext.com/terms-use](http://www.euronext.com/terms-use).

© 2021, Euronext N.V. - All rights reserved