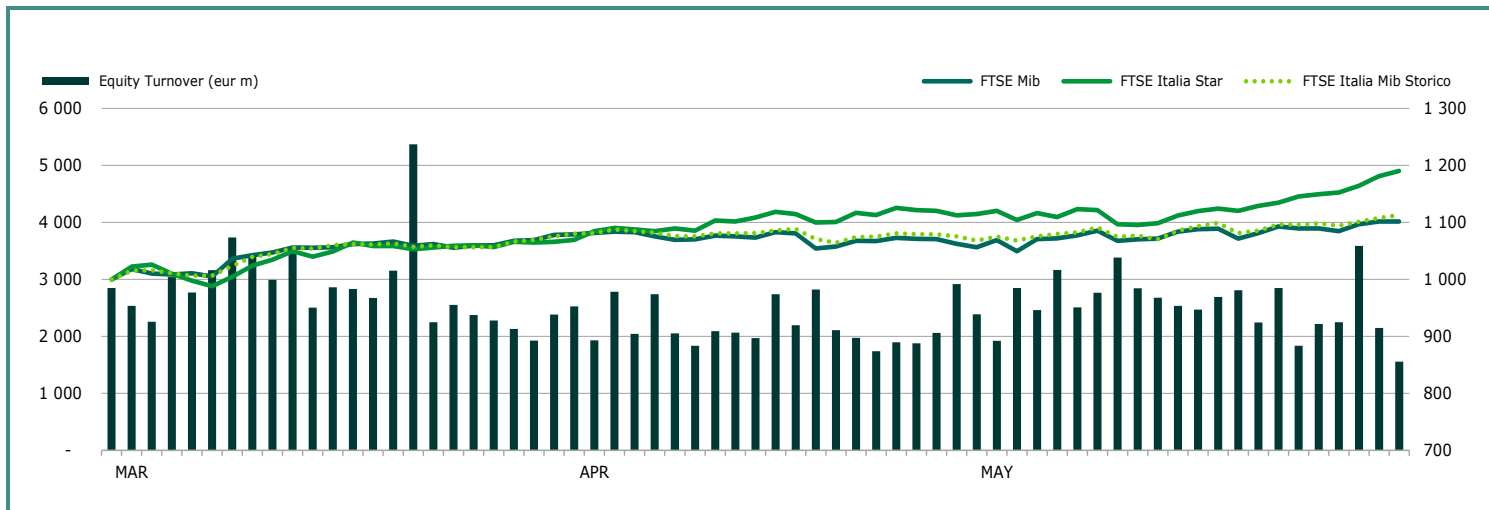




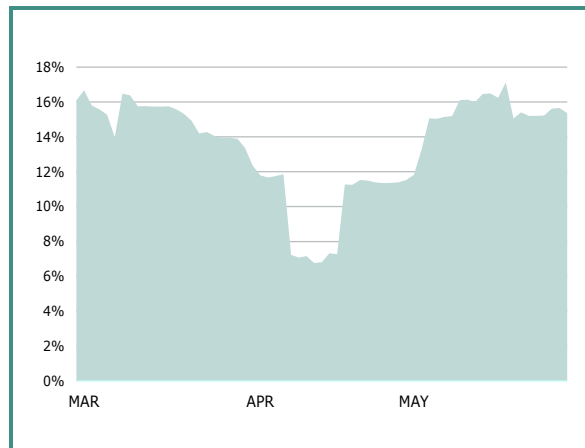
EQUITY DAILY TURNOVER AND MAIN INDICES (base = 1000 26.02.2021)



STOCK INDICES

	30 APR 2021	31 MAY 2021	Var. % MoM	Var. % 2020 end	Volatility MAY 2021
FTSE Italia Mib Storico	▲ 22 246	23 177	4.2%	14.1%	12.5%
FTSE Mib	▲ 24 141	25 171	4.3%	13.2%	15.7%
FTSE Italia Star	▲ 50 992	54 439	6.8%	22.0%	14.5%
FTSE Italia PIR PMI TR	▲ 31 874	34 351	7.8%	26.6%	12.1%
FTSE Italia Brands	▲ 17 664	19 751	11.8%	28.2%	16.6%

FTSE MIB VOLATILITY



TRADING - DAILY AVERAGE

	(*)	JAN-MAY 2020		JAN-MAY 2021		MAY 2021	
		Trades Number	Turnover eur m	Trades Number	Turnover eur m	Trades Number	Turnover eur m
Shares	▼	384 230	2 754.7	353 138	2 518.9	339 901	2 560.1
Securitized Derivatives	▼	12 533	86.4	9 876	71.4	9 251	68.2
ETFplus	▼	40 776	626.7	37 954	525.6	32 077	469.5
Fixed Income	▼	20 222	989.2	14 171	767.0	11 155	605.4

(*) Indicators are related to turnover figures.

LISTING

	30 DEC 2020	30 APR 2021	31 MAY 2021
MTA Domestic	235	234	236
of which STAR	75	76	78
MTA Foreign	3	3	3
of which STAR	1	1	1
MIV *	1	1	1
Global Equity Market	87	87	87
AIM Italia - MAC	138	141	144
Listed Companies Total	464	466	471
Warrant	76	75	75
MIV Closed End Funds	12	12	12
ATFund	94	92	90
ETF	1 116	1 137	1 144
ETC\ETN	218	218	218
ETFplus Total	1 334	1 355	1 362
Securitized Derivatives	9 678	12 337	13 087
Convertibles Bonds	11	9	9
Mot - Government Bonds	152	159	159
Mot - Bonds	79	71	70
Mot - Eurobonds and ABSs	1 084	1 133	1 162
MOT Total	1 315	1 363	1 391
Extramot	814	660	648
Fixed Income Total	2 129	2 023	2 039

MOST TRADED SHARES IN THE MONTH

Shares	Mkt	Turnover eur m	% TOT
Intesa Sanpaolo	MTA	5 062.8	9.4%
Unicredit	MTA	5 036.7	9.4%
Stellantis	MTA	3 951.7	7.4%
Enel	MTA	3 507.6	6.5%
Eni	MTA	3 503.2	6.5%

BEST PERFORMANCES IN THE MONTH

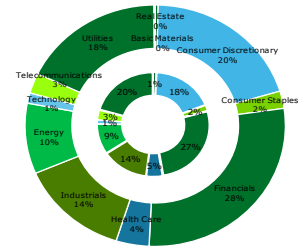
Shares	Mkt	Var. % MoM	Var % 2020 end
Roma	MTA	83.9%	58.0%
Gabetti Property Solutions	MTA	78.9%	88.5%
Gequity	MTA	56.5%	102.3%
Aeffe	MTA	51.1%	64.2%
Safilo Group	MTA	50.7%	106.2%

Performances are computed with no-rounded official prices.
Performance is not included for shares not listed at 2020 end or unlimited suspended at May 2021 end or at 2020 end.

CAPITALISATION

Domestic Companies Capitalisation (eur m)	30 DEC 2020	30 APR 2021	31 MAY 2021
MTA Capitalisation	600 448	672 179	703 488
of which STAR	47 885	51 347	56 576
MIV *	204	202	203
AIM Italia - MAC	5 854	7 532	7 524
Total	606 505	679 914	711 215
Capitalisation (% GDP)			
MTA	36.4%	39.2%	41.0%
of which STAR	2.9%	3.0%	3.3%
Total	36.8%	39.6%	41.4%
Capitalisation (% Tot.)			
FTSE MIB Shares	80.6%	80.3%	80.0%

Capitalization is computed with no-rounded official prices.

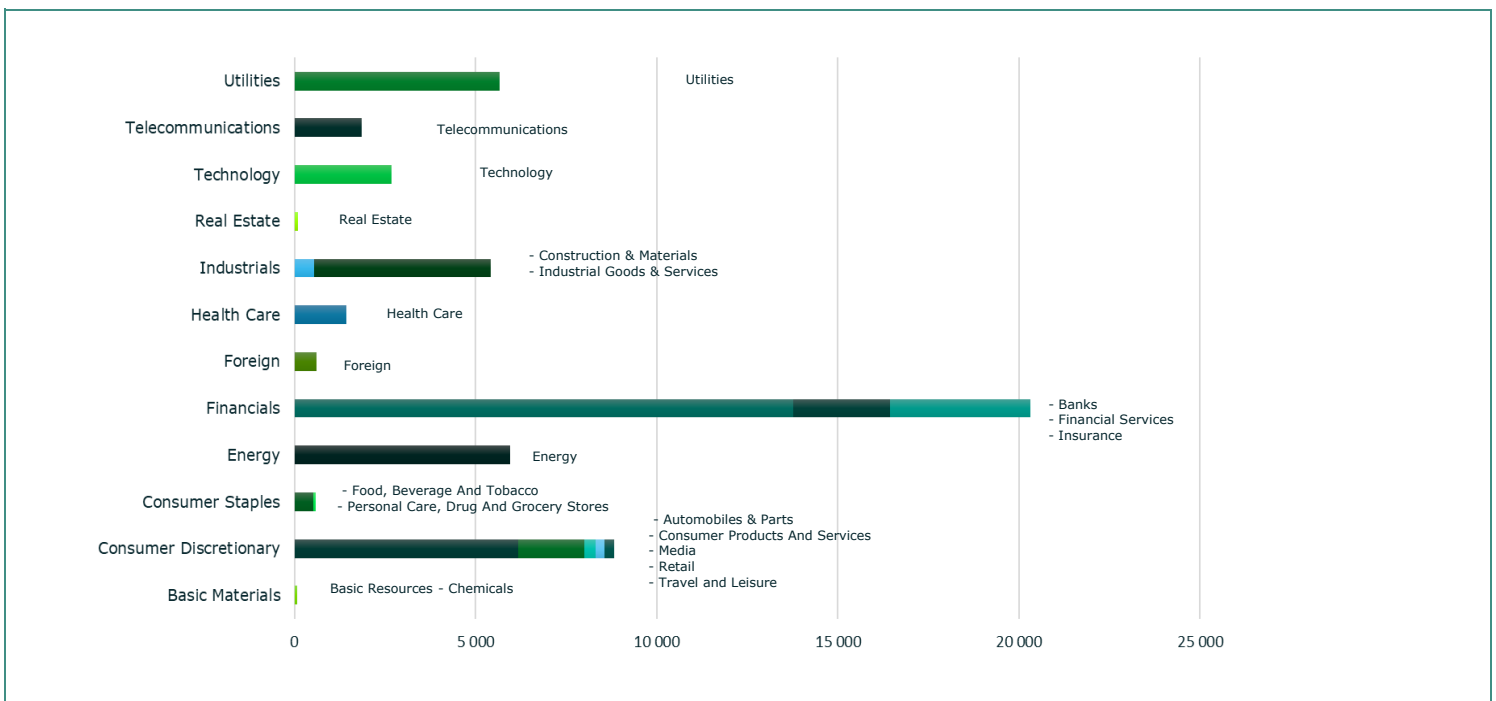


Note: internal chart: capitalisation on 30.12.2020;
external chart: capitalisation on 31.05.2021.
The new ICB classification framework is effective after the close of March 19, 2021.

TRADING

SHARES	JAN-MAY 2020		JAN-MAY 2021		MAY 2021		Other Instruments	JAN-MAY 2020		JAN-MAY 2021		MAY 2021	
	Trades Number	Turnover eur m	Trades Number	Turnover eur m	Trades Number	Turnover eur m		Trades Number	Turnover eur m	Trades Number	Turnover eur m	Trades Number	Turnover eur m
MTA Domestic	38 114 221	271 546.5	34 507 829	245 183.5	6 726 757	50 669.1	SeDex	1 303 392	8 988.6	1 027 118	7 422.4	194 279	1 433.0
of which STAR	3 266 117	9 978.8	3 496 232	11 634.4	763 325	2 667.4	Warrant	45 012	51.3	63 335	112.0	11 886	20.6
MTA Foreign	1 182 278	12 140.7	1 153 685	11 312.1	229 054	2 226.7	MIV Closed End Funds	14 650	62.9	9 075	23.6	1 506	3.7
of which STAR	18 420	100.2	17 306	89.9	2 683	12.7	ATFund	1 458	68.0	757	67.0	127	9.2
MIV *	193	4.9	37	0.5	6	0.1	ETF	2 433 506	50 231.0	2 925 683	43 545.2	485 002	7 700.8
Global Equity Market	296 932	1 829.1	508 202	3 961.6	82 212	613.4	ETC\ETN	1 807 173	14 946.0	1 021 565	11 122.4	188 624	2 159.1
AIM Italia - MAC	366 335	971.5	556 649	1 506.4	99 902	252.8	ETFplus	4 240 679	65 177.0	3 947 248	54 667.5	673 626	9 860.0
Total	39 959 959	286 492.8	36 726 402	261 964.1	7 137 931	53 762.1	Convertible Bonds	1 183	10.0	1 915	14.1	399	4.2
FTSE MIB Shares							Subscription rights	2 943	0.4	8 522	2.8	165	0.2
% Shares Total	76.5%	89.5%	73.6%	87.1%	70.7%	85.7%	Mot - Government Bonds	1 719 094	96 001.6	1 214 124	74 956.3	192 346	11 842.1
							Mot - Bonds	80 396	1 106.8	41 158	667.0	6 819	104.6
							Mot - Eurobonds and ABS	261 578	4 428.2	215 175	3 939.4	34 673	722.7
							ExtraMOT	41 988	1 336.8	3 359	201.0	414	43.6
							Fixed Income Total	2 103 056	102 873.4	1 473 816	79 763.7	234 252	12 713.0

INDUSTRY/SUPERSECTOR TURNOVER (eur m)



NEW LISTINGS

RECENT EVENTS

ISSUER	MKT	SEGM	SHARES	FIRST TRADING DAY	EVENT	1st DAY CAPITALISATION (eur m)	SPONSOR (NOMAD for AIM Italia)
Philogen	MTA	-	O	03.03.2021	IPO	492.01	Mediobanca - Banca di Credito Finanziario
Almawave	AIM / MAC	-	O	11.03.2021	IPO	125.16	Banca Mediolanum
Casasold	AIM / MAC	-	O	18.03.2021	IPO	9.01	EnVent Capital Markets
A.B.P. Nocivelli	AIM / MAC	-	O	30.03.2021	IPO	98.87	Integrae SIM
Reevo	AIM / MAC	-	O	06.04.2021	IPO	52.79	EnVent Capital Markets
Premia Finance	AIM / MAC	Professional	O	26.04.2021	IPO	10.94	Banca Finnat Euramerica
Jonix	AIM / MAC	...	O	04.05.2021	IPO	29.66	Bestinver
Seco	MTA	Star	O	05.05.2021	IPO	390.29	Mediobanca - Banca di Credito Finanziario
Acquazzurra	AIM / MAC	Professional	O	13.05.2021	IPO	11.11	Integrae SIM
Antares Vision	MTA	Star	O	14.05.2021	Transition from AIM to MTA Star	837.49	Equita SIM
G Rent	AIM / MAC	...	O	26.05.2021	IPO	18.41	Banca Finnat Euramerica
Revo	AIM / MAC	...	O	26.05.2021	IPO	225.93	Equita SIM

NEWLY ADMITTED COMPANIES (THROUGH IPOS, SPOS AND INSTITUTIONAL PLACINGS)

Security:	JONIX		Total		of which public	of which institutional
Offer period:	Offered shares:	max	1 542 900	min - max	1 542 900
	04.05.2021	Greenshoe:	max	-	-	-
Offer price:	4.00	Requested shares:
Bookbuilding range:-....	Allotted shares:		1 542 900	1 542 900
Minimum lot:	- of which greenshoe:		-	-	-
Placed stake:	23.6%	Capital raised (ML euro):		6.17	6.17
		- from newly issued shares:		6.17		
Blt alphabetical code:					
Bloomberg code:	Market and segment:		AIM ITALIA/MERCATO ALTERNATIVO DEL CAPITALE -		
Reuters code:	Sector:,			

Security:	SECO		Total		of which public	of which institutional
Offer period:	23.04.2021	Offered shares:	max	37 773 000	min - max	37 773 000
	30.04.2021	Greenshoe:	max	5 665 950	-	-
Offer price:	3.70	Requested shares:
Bookbuilding range:-....	Allotted shares:		37 969 974	196 974	37 773 000
Minimum lot:	- of which greenshoe:		-	-	-
Placed stake:	35.4%	Capital raised (ML euro):		139.76	0	139.76
		- from newly issued shares:		100.11		
Blt alphabetical code:					
Bloomberg code:	Market and segment:		MTA - Star		
Reuters code:	Sector:,			

Security:	ACQUAZZURRA		Total		of which public	of which institutional
Offer period:	Offered shares:	max	583 500	min - max	583 500
	13.05.2021	Greenshoe:	max	-	-	-
Offer price:	3.50	Requested shares:
Bookbuilding range:-....	Allotted shares:		583 500	583 500
Minimum lot:	- of which greenshoe:		-	-	-
Placed stake:	22.6%	Capital raised (ML euro):		2.04	2.04
		- from newly issued shares:		2.04		
Blt alphabetical code:					
Bloomberg code:	Market and segment:		AIM ITALIA/MERCATO ALTERNATIVO DEL CAPITALE - Professional		
Reuters code:	Sector:,			

Security:	G RENT		Total		of which public	of which institutional
Offer period:	Offered shares:	max	1 087 500	min - max	1 087 500
	26.05.2021	Greenshoe:	max	-	-	-
Offer price:	3.00	Requested shares:
Bookbuilding range:-....	Allotted shares:		1 087 500	1 087 500
Minimum lot:	- of which greenshoe:		-	-	-
Placed stake:	17.9%	Capital raised (ML euro):		3.26	3.26
		- from newly issued shares:		3.26		
Blt alphabetical code:					
Bloomberg code:	Market and segment:		AIM ITALIA/MERCATO ALTERNATIVO DEL CAPITALE -		
Reuters code:	Sector:,			

Security:	REVO		Total		of which public	of which institutional
Offer period:	Offered shares:	max	22 000 000	min - max	22 000 000
	26.05.2021	Greenshoe:	max	-	-	-
Offer price:	10.00	Requested shares:
Bookbuilding range:-....	Allotted shares:		22 000 000	22 000 000
Minimum lot:	- of which greenshoe:		-	-	-
Placed stake:	100.0%	Capital raised (ML euro):		220.00	220.00
		- from newly issued shares:		220.00		
Blt alphabetical code:					
Bloomberg code:	Market and segment:		AIM ITALIA/MERCATO ALTERNATIVO DEL CAPITALE -		
Reuters code:	Sector:,			

RIGHT ISSUES

N° MKT	SEGM	SECURITIES	OPTION RIGHTS TRADING PERIOD		OFFER PRICE	OFFERED SHARES	ISSUE RATE	UNEXERCISED PREEMPTIVE RIGHTS (%)	ALLOTTED SHARES	CAPITAL RAISED (eur m)
			FROM	TO						
MTA	-	EPRICE ORD	03.08.2020	09.09.2020	0.07	285 695 899	211 ord / 30 orc	25.4%	285 695 899	20.00
AIM-MAC	-	CASTA DIVA GROUP ORD	31.08.2020	17.09.2020	0.50	2 512 968	1 ord / 7 ord	65.2%	873 938	0.44
AIM-MAC	-	4AIM SICAF ORD	21.09.2020	09.10.2020	445.00	223 425	9 ord / 2 ord	100.0%	45	AAI 0.02
AIM-MAC	-	4AIM SICAF WAR	21.09.2020	09.10.2020	-	223 425	1 : 1 new share	100.0%	45	AAI -
MIV	Professiona	NB AURORA ORD	21.09.2020	07.10.2020	10.00	15 000 000	1 ord / 1 ord	77.0%	3 449 115	34.49
MTA	-	BPER BANCA ORD	05.10.2020	23.10.2020	0.90	891 398 064	476184 ord / 5 ocv	0.8%	891 398 064	802.26
AIM-MAC	-	INIZIATIVE BRESCIANE ORD	19.10.2020	05.11.2020	16.45	484 725	1 ord / 8 ord	17.6%	484 725	7.97
AIM-MAC	-	VISIBILIA EDITORE ORD	26.10.2020	12.11.2020	0.115	41 538 427	49 ord / 10 ord	74.5%	14 153 699	1.63
AIM-MAC	-	H-FARM ORD	02.11.2020	20.11.2020	0.25	15 932 500	5 ord / 28 ord	34.2%	15 430 660	3.86
MTA	Star	TESMEC ORD	23.11.2020	10.12.2020	0.07	499 376 200	200 ord / 41 orc	2.9%	499 376 200	34.96
1 AIM-MAC	-	ITALIA INDEPENDENT ORD	25.01.2021	18.02.2021	1.67	4 659 226	13 ord / 28 ord	6.9%	4 659 226	7.78
2 AIM-MAC	-	SG COMPANY ORD	25.01.2021	11.02.2021	0.20	12 092 744	1 ord / 1 ord	0.1%	12 092 744	2.42
AIM-MAC	-	SG COMPANY WAR	25.01.2021	11.02.2021	-	6 046 371	1 : 2 new share	0.1%	6 046 371	-
3 MTA	-	AEDES ORD	22.02.2021	11.03.2021	0.19	228 121 590	46 ord / 7 ord	19.2%	205 641 574	39.07

The right issue by Pininfarina is currently underway.

SCRIP RIGHT ISSUES

N° MKT	SECURITIES	EFFECTIVE DATE	NOMINAL VALUE		ISSUE RATE	SHARES OFFERED (number)	SHARES AFTER THE ISSUE	VALUE (eur m)
			BEFORE	AFTER				
1 AIM-MAC	WEBSOLUTE	05.10.2020	0.02	0.02	1:10	864 895	9 513 845	0.02
2 AIM-MAC	RENERGETICA	16.11.2020	0.1368	0.1368	1:10	735 098	8 086 098	0.10

TOTAL MONEY RAISED (eur m)

	NUMBER	SECURITIES		MONEY RAISED	INVESTORS				
		NEWLY ISSUED	SOLD		SHARE-HOLDERS	PUBLIC	EMPLOYEES	INSTIT. INVESTORS	OTHER
YEAR 2021 - TOTAL FROM CAPITAL INCREASE	3	49.3	-	49.3	49.3	-	-	-	-
MTA	1	39.1	-	39.1	39.1	-	-	-	-
- of which Star Investme	-	-	-	-	-	-	-	-	-
AIM-MAC	2	10.2	-	10.2	10.2	-	-	-	-
YEAR 2021 TOTAL FROM OPVS (excluding closed-end funds)	12	455.4	40.3	495.7	-	-	-	495.7	-
MTA	2	169.1	39.7	208.8	-	-	-	208.8	-
- of which Star Investment Companies	1	100.1	39.7	139.8	-	-	-	139.8	-
AIM-MAC	-	-	-	-	-	-	-	-	-
TOTAL IPO AND SPO	12	455.4	40.3	495.7	-	-	-	495.7	-
MTA	2	169.2	39.7	208.8	-	-	-	208.8	-
- of which Star Investment Companies	1	100.1	39.7	139.8	-	-	-	139.8	-
AIM-MAC	10	286.2	0.7	286.9	-	-	-	286.9	-
TOTAL YEAR 2021 (excluding closed-end funds)	15	504.6	40.3	544.9	49.3	-	-	495.7	-

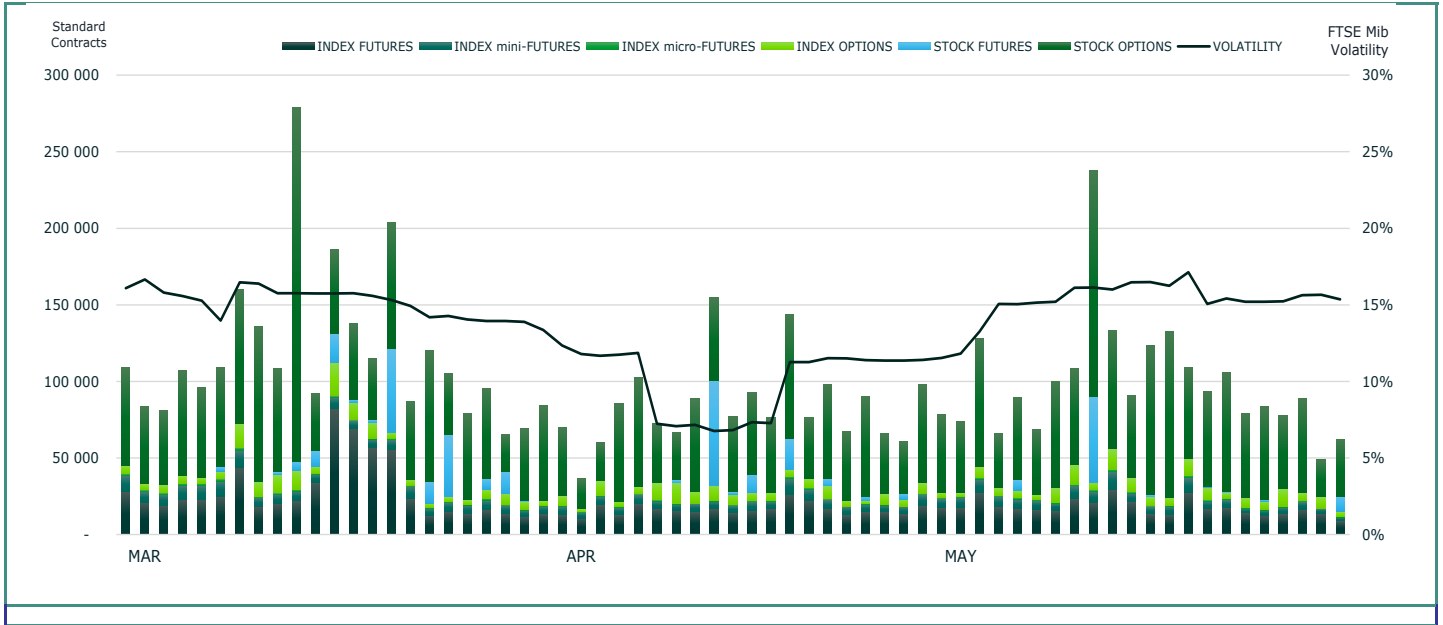
TAKEOVER BIDS

N° BIDDER	OFFER TYPE	TARGET SHARES	OFFER PERIOD		PRICE (eur)	SHARES		STAKE OWNED AFTER OFFER	TURNOVER (eur m)
			FROM	TO		REQUESTED	BOUGHT		
AGC BIOLOGICS ITALY	VOLUNTARY	MOLMED	01.06.2020	24.07.2020	0.52	463 450 672	432 081 597	93.23%	223.82
CENTRALE DEL LATTE D'ITALIA	MANDATORY	CENTRALE DEL LATTE D'ITALIA	06.07.2020	24.07.2020	1.00	7 339 778	2 803 210	67.60%	2.80
INTESA SANPAOLO	VOLUNTARY	UBI BANCA	06.07.2020	28.07.2020	0.57	1 144 285 146	1 031 958 027	91.01%	588.22
ROMULUS AND REMUS INVESTMENTS	MANDATORY	ROMA	25.09.2020	23.10.2020	0.12	84 413 785	1 412 890	86.80%	0.16
MZB HOLDING	VOLUNTARY	MASSIMO ZANETTI BEVERAGE	26.10.2020	20.11.2020	5.50	9 451 265	5 245 261	94.56%	28.85
1 CPI PROPERTY GROUP	MANDATORY	NOVA RE	14.12.2020	22.01.2021	2.36	10 974 349	9 348 018	84.89%	22.06
2 IMA BidCo	MANDATORY	IMA	14.12.2020	14.01.2021	68.00	13 920 441	10 971 409	98.19%	746.06
3 TEMISTOCLE	MANDATORY	TECHEDGE	28.12.2020	22.01.2021	5.40	11 570 926	10 958 241	97.62%	59.17
4 ATS AUTOMATION HOLDING	VOLUNTARY	CFT	08.02.2021	12.03.2021	4.60	16 026 357	14 864 713	92.75%	68.38
5 CREDIT AGRICOLE	VOLUNTARY	CREDITO VALTELLINESE	30.03.2021	21.04.2021	12.50	68 428 903	62 232 666	91.17%	777.91
6 NAF 2	VOLUNTARY	ASTM	13.04.2021	10.05.2021	28.00	66 937 880	59 662 202	95.54%	1 670.54

The offers on ordinary shares of Panariagroup Industrie Ceramiche, Guala Closures and Carraro are currently underway.

AAI Before unexercised preemptive right auction
BEM Borsa Italiana Equity Market
AIMMA AIM - Mercato Alternativo del Capitale

IDEM - DERIVATIVES TRADING



	DAYS	MONTH	TURNOVER							OPEN INTEREST (4) NUMBER OF CONTRACTS	
			STANDARD CONTRACTS	TRADES NUMBER	TOTAL TURNOVER (1) eur m	OTHER (2)	% TOT SHARES (3)	STANDARD CONTRACTS	TRADES NUMBER		TURNOVER eur m
INDEX FUTURES (5)	104	TOT 2021	2 192 434	1 569 091	254 240.2	-	97.1%	21 081	15 087	2 444.6	116 558
	20	APR 2021	333 584	262 165	40 073.4	-	90.6%	16 679	13 108	2 003.7	105 070
	21	MAY 2021	377 726	304 446	45 478.6	-	84.6%	17 987	14 497	2 165.6	116 558
FTSE MIB INDEX miniFUTURES	104	TOT 2021	660 843	576 814	15 490.4	-	5.9%	6 354	5 546	148.9	12 904
	20	APR 2021	108 185	94 266	2 622.1	-	5.9%	5 409	4 713	131.1	9 928
	21	MAY 2021	118 847	104 235	2 899.8	-	5.4%	5 659	4 964	138.1	12 904
FTSE MIB INDEX microFUTURES	104	TOT 2021	90 825	65 812	425.5	-	0.2%	873	633	4.1	2 428
	20	APR 2021	13 118	10 073	63.6	-	0.1%	656	504	3.2	1 656
	21	MAY 2021	17 796	13 520	86.9	-	0.2%	847	644	4.1	2 428
FTSE MIB INDEX OPTIONS	104	TOT 2021	796 283	120 195	45 481.9	839.7	17.4%	7 657	1 156	437.3	292 123
	20	APR 2021	126 937	20 007	7 652.8	86.3	17.3%	6 347	1 000	382.6	278 879
	21	MAY 2021	146 364	25 804	8 682.2	124.5	16.1%	6 970	1 229	413.4	292 123
STOCK FUTURES (6)	104	TOT 2021	395 275	331	1 372.3	-	0.6%	3 801	3	13.2	79 491
	20	APR 2021	111 751	59	266.7	-	0.7%	5 588	3	13.3	188 035
	21	MAY 2021	60 220	86	334.8	-	0.7%	2 868	4	15.9	79 491
STOCK DIVIDEND FUTURES	104	TOT 2021	74 550	82	18.4	-	-	717	1	0.2	66 700
	20	APR 2021	3 540	4	2.9	-	-	177	0.2	0.1	69 410
	21	MAY 2021	17 600	24	3.4	-	-	838	1.1	0.2	66 700
STOCK OPTIONS	104	TOT 2021	6 363 582	172 230	20 618.1	1 022.5	8.4%	61 188	1 656	198.3	5 191 175
	20	APR 2021	994 585	28 090	3 570.8	170.5	8.7%	49 729	1 405	178.5	4 953 729
	21	MAY 2021	1 361 493	32 799	4 766.1	219.1	9.5%	64 833	1 562	227.0	5 191 175
EQUITY DERIVATIVES TOTAL	104	TOT 2021	10 573 792	2 504 555	337 646.9	1 862.2	128.9%	101 671	24 082	3 246.6	5 761 379
	20	APR 2021	1 691 700	414 664	54 252.3	256.8	122.7%	84 585	20 733	2 712.6	5 606 707
	21	MAY 2021	2 100 046	480 914	62 251.7	343.6	115.8%	100 002	22 901	2 964.4	5 761 379
ELECTRICITY FUTURES	104	TOT 2021	-	-	-	-	-	-	-	-	55
	20	APR 2021	-	-	-	-	-	-	-	-	80
	21	MAY 2021	-	-	-	-	-	-	-	-	55
WHEAT FUTURE	104	TOT 2021	-	-	-	-	-	-	-	-	-
	20	APR 2021	-	-	-	-	-	-	-	-	-
	21	MAY 2021	-	-	-	-	-	-	-	-	-
IDEM TOTAL	104	TOT 2021	10 573 792	2 504 555	337 646.89	-	-	101 671	24 082	3 246.6	5 761 434
	20	APR 2021	1 691 700	414 664	54 252.28	-	-	84 585	20 733	2 712.6	5 606 787
	21	MAY 2021	2 100 046	480 914	62 251.74	-	-	100 002	22 901	2 964.4	5 761 434

(1) The notional turnover is computed as the product of contracts number, price and index multiplier for index futures; contracts number, price and size multiplier for stock futures; contracts number, strike prices and index multiplier for index options; contracts number, strike prices and sizes for stock options.

(2) Premium in euro million for options and equity derivatives total; traded MWH for electricity future, tons for wheat future.

(3) As percentage on shares turnover (total shares for Index derivatives and Idem total; shares with underlying listed on Borsa Italiana for stock futures and stock options).

(4) Gross figures for Open positions at the end of period.

(5) Includes data for FTSE MIB index futures, FTSE MIB index dividend futures and FTSE PIR PMI index futures.

(6) Includes data for European stock futures.

Additional Information:

This publication uses only electronic trading data (daily and after hours sessions).

Shares of foreign companies, which are exclusively listed on Borsa Italiana and on no other European Exchange, are considered Domestic Companies Capitalisation, included in the Domestic and in the Domestic Trading figures.

* MIV figures include Investment Companies, SPAC and FIA.

There were 21 trading days in May 2021 and 20 trading days in May 2020 on Borsa Italiana.

There were 104 trading days in the period January - May 2021 and 104 trading days in the period January - May 2020.

3rd June 2021 - 16:00

Markets Analysis

Piazza degli Affari, 6 - 20123 Milano

T. +39 02 724261 | Fax +39 02 8646 4323

e-mail: markets_analysis@borsaitaliana.it

www.borsaitaliana.it



This publication is for information purposes only and is not a recommendation to engage in investment activities. This publication is provided "as is" without representation or warranty of any kind. Whilst all reasonable care has been taken to ensure the accuracy of the content, Euronext does not guarantee its accuracy or completeness. Euronext will not be held liable for any loss or damages of any nature ensuing from using, trusting or acting on information provided. No information set out or referred to in this publication shall form the basis of any contract. The creation of rights and obligations in respect of financial products that are traded on the exchanges operated by Euronext's subsidiaries shall depend solely on the applicable rules of the market operator. All proprietary rights and interest in or connected with this publication shall vest in Euronext. No part of it may be redistributed or reproduced in any form without the prior written permission of Euronext. Euronext disclaims any duty to update this information. Euronext refers to Euronext N.V. and its affiliates. Information regarding trademarks and intellectual property rights of Euronext is located at www.euronext.com/terms-use.

© 2021, Euronext N.V. - All rights reserved