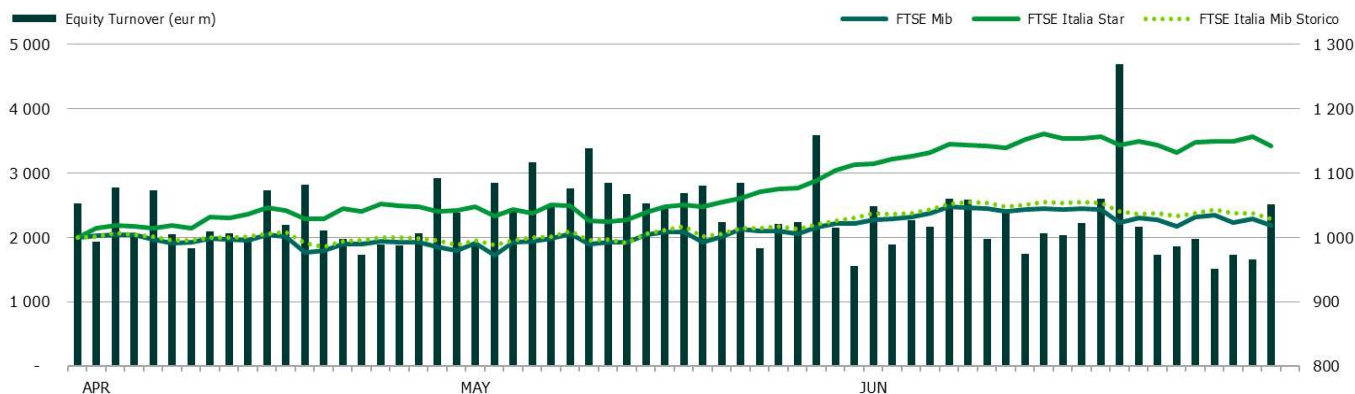




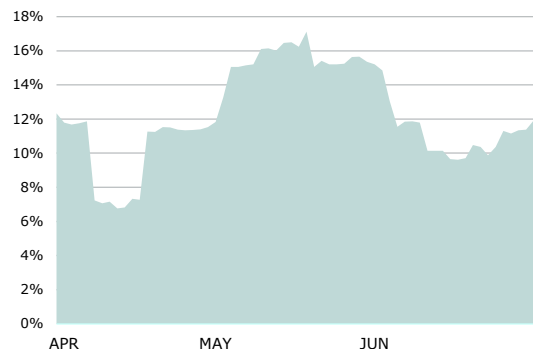
EQUITY DAILY TURNOVER AND MAIN INDICES (base = 1000 31.03.2021)



STOCK INDICES

	31 MAY 2021	30 JUN 2021	Var. % MoM	Var. % 2020 end	Volatility JUN 2021
FTSE Italia Mib Storico	23 177	23 151	-0.1%	14.0%	8.2%
FTSE Mib	25 171	25 102	-0.3%	12.9%	12.1%
FTSE Italia Star	54 439	55 886	2.7%	25.3%	11.4%
FTSE Italia PIR PMI TR	34 351	34 265	-0.3%	26.2%	8.9%
FTSE Italia Brands	19 751	19 410	-1.7%	26.0%	12.6%

FTSE MIB VOLATILITY



TRADING - DAILY AVERAGE

	(*)	JAN-JUN 2020		JAN-JUN 2021		JUN 2021	
		Trades Number	Turnover eur m	Trades Number	Turnover eur m	Trades Number	Turnover eur m
Shares	▼	386 860	2 750.7	343 562	2 467.4	298 294	2 224.2
Securitized Derivatives	▼	12 358	83.4	9 524	71.4	7 861	71.8
ETFplus	▼	39 825	608.0	36 175	509.8	27 766	435.1
Fixed Income	▼	18 570	910.4	13 229	723.4	8 773	517.6

(*) Indicators are related to turnover figures.

LISTING

	30 DEC 2020	31 MAY 2021	30 JUN 2021
MTA Domestic	235	236	235
of which STAR	75	78	78
MTA Foreign	3	3	3
of which STAR	1	1	1
MIV *	1	1	1
Global Equity Market	87	87	87
AIM Italia - MAC	138	144	146
Listed Companies Total	464	471	472
Warrant	76	75	70
MIV Closed End Funds	12	12	11
ATFund	94	90	91
ETF	1 116	1 144	1 170
ETC\ETN	218	218	224
ETFplus Total	1 334	1 362	1 394
Securitized Derivatives	9 678	13 087	11 677
Convertibles Bonds	11	9	9
Mot - Government Bonds	152	159	160
Mot - Bonds	79	70	67
Mot - Eurobonds and ABSs	1 084	1 162	1 162
MOT Total	1 315	1 391	1 389
Extramot	814	648	650
Fixed Income Total	2 129	2 039	2 039

MOST TRADED SHARES IN THE MONTH

Shares	Mkt	Turnover eur m	% TOT
Intesa Sanpaolo	MTA	4 433.6	9.1%
Stellantis	MTA	4 255.5	8.7%
Unicredit	MTA	3 648.3	7.5%
Enel	MTA	3 644.1	7.4%
Eni	MTA	3 267.0	6.7%

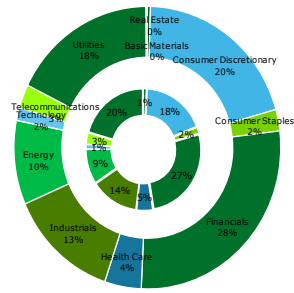
BEST PERFORMANCES IN THE MONTH

Shares	Mkt	Var. % MoM	Var % 2020 end
Invest	AIMMA	82.8%	-30.8%
Officina Stellare	AIMMA	70.0%	138.2%
Clabo	AIMMA	68.1%	272.7%
Vantea Smart	AIMMA	50.0%	
Portale Sardegna	AIMMA	48.5%	181.6%

Performances are computed with no-rounded official prices.
Performance is not included for shares not listed at 2020 end or unlimited suspended at June 2021 end or at 2020 end.

CAPITALISATION

Domestic Companies Capitalisation (eur m)	30 DEC 2020	31 MAY 2021	30 JUN 2021
MTA Capitalisation	600 448	703 488	697 956
of which STAR	47 885	56 576	58 063
MIV *	204	203	209
AIM Italia - MAC	5 854	7 524	8 068
Total	606 505	711 215	706 234
Capitalisation (% GDP)			
MTA	36.4%	41.0%	40.7%
of which STAR	2.9%	3.3%	3.4%
Total	36.8%	41.4%	41.1%
Capitalisation (% Tot.)			
FTSE MIB Shares	80.6%	80.0%	80.5%



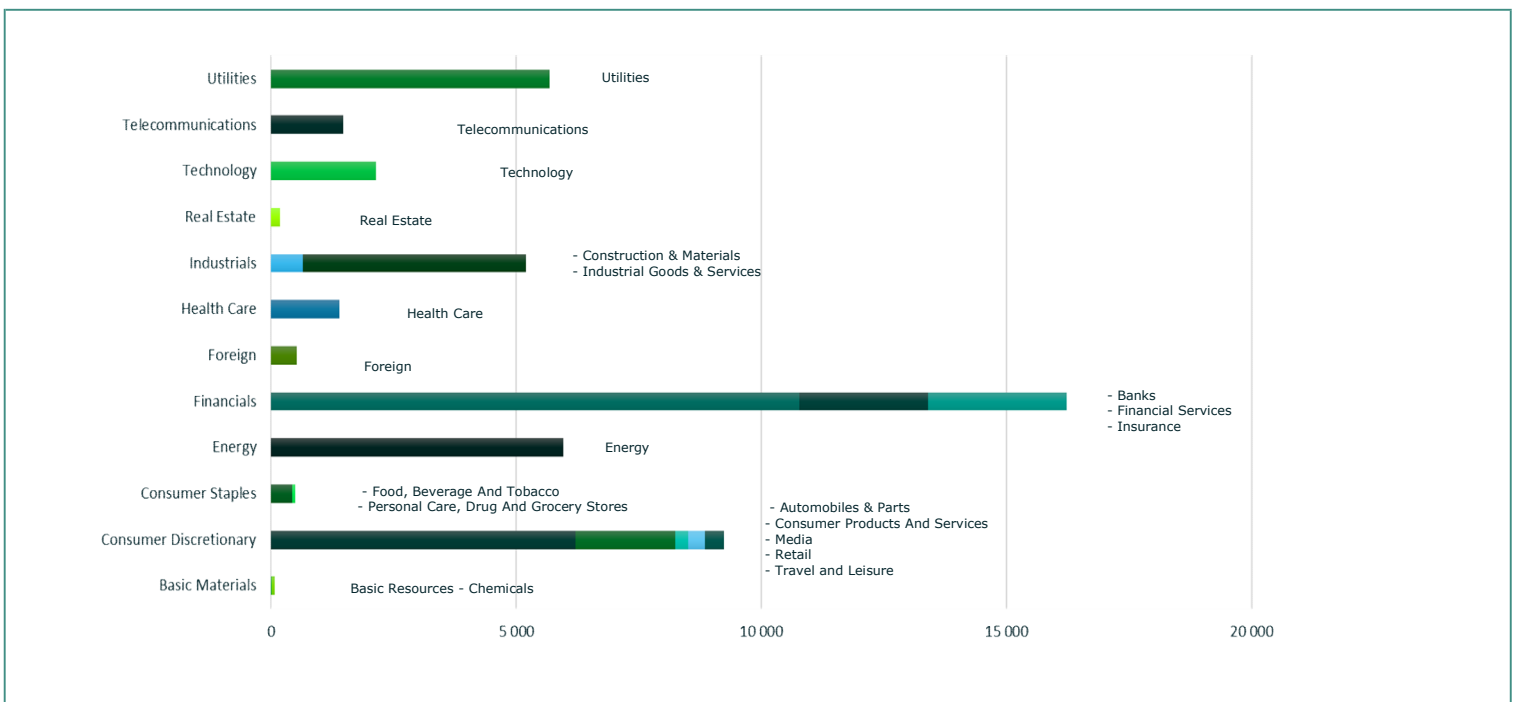
Note: internal chart: capitalisation on 30.12.2020;
external chart: capitalisation on 30.06.2021.
The new ICB classification framework is effective after the close of March 19, 2021.

Capitalization is computed with no-rounded official prices.

TRADING

SHARES	JAN-JUN 2020		JAN-JUN 2021		JUN 2021		Other Instruments	JAN-JUN 2020		JAN-JUN 2021		JUN 2021	
	Trades Number	Turnover eur m	Trades Number	Turnover eur m	Trades Number	Turnover eur m		Trades Number	Turnover eur m	Trades Number	Turnover eur m	Trades Number	Turnover eur m
MTA Domestic	46 584 112	329 336.5	40 709 312	291 565.6	6 201 483	46 382.2	SeDex	1 557 168	10 504.6	1 200 053	9 002.0	172 935	1 579.6
of which STAR	4 013 750	12 370.1	4 232 684	14 373.7	736 452	2 739.4	Warrant	59 721	65.6	77 691	137.4	14 356	25.4
MTA Foreign	1 368 989	13 895.9	1 311 255	12 976.8	157 570	1 664.8	MIV Closed End Funds	17 252	72.8	10 518	27.6	1 443	4.0
of which STAR	20 730	113.3	19 220	102.6	1 914	12.7	ATFund	1 556	71.2	931	78.1	174	11.1
MIV *	194	4.9	44	1.1	7	0.6	ETF	2 882 946	58 954.3	3 365 664	50 813.4	439 981	7 268.3
Global Equity Market	365 373	2 216.3	582 026	4 489.7	73 824	528.1	ETC\ETN	2 135 001	17 649.4	1 192 439	13 426.8	170 874	2 304.5
AIM Italia - MAC	425 680	1 133.4	686 229	1 863.0	129 580	356.6	ETFplus	5 017 947	76 603.7	4 558 103	64 240.3	610 855	9 572.7
Total	48 744 348	346 587.1	43 288 866	310 896.3	6 562 464	48 932.2	Convertible Bonds	1 371	11.3	2 274	16.8	359	2.7
FTSE MIB Shares							Subscription rights	2 943	0.4	45 675	45.9	37 153	43.1
% Shares Total	76.2%	89.2%	72.7%	86.6%	68.0%	84.0%	Mot - Government Bonds	1 903 193	106 871.3	1 366 199	85 639.4	152 075	10 683.1
							Mot - Bonds	91 564	1 251.1	47 806	770.0	6 648	103.1
							Mot - Eurobonds and ABS	296 306	5 022.6	249 082	4 512.9	33 907	573.5
							ExtraMOT	48 707	1 560.1	3 727	229.4	368	28.4
							Fixed Income Total	2 339 770	114 705.1	1 666 814	91 151.7	192 998	11 388.0

INDUSTRY/SUPERSECTOR TURNOVER (eur m)



NEW LISTINGS

RECENT EVENTS

ISSUER	MKT	SEGM	SHARES	FIRST TRADING DAY	EVENT	1st DAY CAPITALISATION (eur m)	SPONSOR (NOMAD for AIM Italia)
Reevo	AIM / MAC	-	0	06.04.2021	IPO	52.79	EnVent Capital Markets
Premia Finance	AIM / MAC	Professional	0	26.04.2021	IPO	10.94	Banca Finnat Euramerica
Jonix	AIM / MAC	...	0	04.05.2021	IPO	29.66	Bestinver
Seco	MTA	Star	0	05.05.2021	IPO	390.29	Mediobanca – Banca di Credito Finanziario
Acquazurra	AIM / MAC	Professional	0	13.05.2021	IPO	11.11	Integrae SIM
Antares Vision	MTA	Star	0	14.05.2021	Transition from AIM to MTA Star	837.49	Equita SIM
G Rent	AIM / MAC	...	0	26.05.2021	IPO	18.41	Banca Finnat Euramerica
Revo	AIM / MAC	...	0	26.05.2021	IPO	225.93	Equita SIM
The Italian Sea Group	MTA	...	0	08.06.2021	IPO	283.08	Intermonte SIM
4Aim Sicaf Comparto 2 Crowdfunding	AIM / MAC	...	0	10.06.2021	IPO	2.09	EnVent Capital Markets
Aton Green Storage	AIM / MAC	...	0	17.06.2021	IPO	46.01	Alantra Capital Markets
Meglioquesto	AIM / MAC	...	0	28.06.2021	IPO	110.65	Illimity Bank

NEWLY ADMITTED COMPANIES (THROUGH IPOS, SPOS AND INSTITUTIONAL PLACINGS)

Security:	REVO		Total		of which public	of which institutional
Offer period:	Offered shares:	max	22 000 000	min - max	22 000 000
	26.05.2021	Greenshoe:	max	-	-	-
Offer price:	10.00	Requested shares:
Bookbuilding range:-....	Allotted shares:	22 000 000	22 000 000
Minimum lot:	- of which greenshoe:	-	-	-
Placed stake:	100.0%	Capital raised (ML euro):	220.00	220.00
		- from newly issued shares:	220.00		
Bit alphabetical code:					
Bloomberg code:	Market and segment:	AIM ITALIA/MERCATO ALTERNATIVO DEL CAPITALE -		
Reuters code:	Sector:		

Security:	THE ITALIAN SEA GROUP		Total		of which public	of which institutional
Offer period:	26.05.2021	Offered shares:	max	18 000 000	min - max
	03.06.2021	Greenshoe:	max	1 800 000	-	-
Offer price:	4.90	Requested shares:
Bookbuilding range:-....	Allotted shares:	19 800 000	19 800 000
Minimum lot:	- of which greenshoe:	1 800 000	-	1 800 000
Placed stake:	37.4%	Capital raised (ML euro):	97.02	97.02
		- from newly issued shares:	46.55		
Bit alphabetical code:					
Bloomberg code:	Market and segment:	MTA -		
Reuters code:	Sector:		

Security:	4AIM SICAF COMPARTO 2 CROWDFUNDING		Total		of which public	of which institutional
Offer period:	Offered shares:	max	4 000	min - max	4 000
	10.06.2021	Greenshoe:	max	-	-	-
Offer price:	500.00	Requested shares:
Bookbuilding range:-....	Allotted shares:	4 000	4 000
Minimum lot:	- of which greenshoe:	-	-	-
Placed stake:	100.0%	Capital raised (ML euro):	2.00	2.00
		- from newly issued shares:	2.00		
Bit alphabetical code:					
Bloomberg code:	Market and segment:	AIM ITALIA/MERCATO ALTERNATIVO DEL CAPITALE -		
Reuters code:	Sector:		

Security:	ATON GREEN STORAGE		Total		of which public	of which institutional
Offer period:	Offered shares:	max	2 500 000	min - max	2 500 000
	17.06.2021	Greenshoe:	max	-	-	-
Offer price:	4.00	Requested shares:
Bookbuilding range:-....	Allotted shares:	2 500 000	2 500 000
Minimum lot:	- of which greenshoe:	-	-	-
Placed stake:	33.3%	Capital raised (ML euro):	10.00	10.00
		- from newly issued shares:	10.00		
Bit alphabetical code:					
Bloomberg code:	Market and segment:	AIM ITALIA/MERCATO ALTERNATIVO DEL CAPITALE -		
Reuters code:	Sector:		

Security:	MEGLIOQUESTO		Total		of which public	of which institutional
Offer period:	Offered shares:	max	10 714 000	min - max	10 714 000
	28.06.2021	Greenshoe:	max	1 607 000	-	-
Offer price:	1.40	Requested shares:
Bookbuilding range:-....	Allotted shares:	10 714 000	10 714 000
Minimum lot:	- of which greenshoe:	-	-	-
Placed stake:	21.1%	Capital raised (ML euro):	15.00	15.00
		- from newly issued shares:	15.00		
Bit alphabetical code:					
Bloomberg code:	Market and segment:	AIM ITALIA/MERCATO ALTERNATIVO DEL CAPITALE -		
Reuters code:	Sector:		

RIGHT ISSUES

N° MKT	SEGM	SECURITIES	OPTION RIGHTS TRADING PERIOD		OFFER PRICE	OFFERED SHARES	ISSUE RATE	UNEXERCISED PREEMPTIVE RIGHTS (%)	ALLOTTED SHARES	CAPITAL RAISED (eur m)
			FROM	TO						
1	AIM-MAC	- ITALIA INDEPENDENT ORD	25.01.2021	18.02.2021	1.67	4 659 226	13 ord / 28 ord	6.9%	4 659 226	7.78
2	AIM-MAC	- SG COMPANY ORD	25.01.2021	11.02.2021	0.20	12 092 744	1 ord / 1 ord	0.1%	12 092 744	2.42
	AIM-MAC	- SG COMPANY WAR	25.01.2021	11.02.2021	-	6 046 371	1 : 2 new share	0.1%	6 046 371	-
3	MTA	- AEDES ORD	22.02.2021	11.03.2021	0.19	228 121 590	46 ord / 7 ord	19.2%	205 641 574	39.07
4	MTA	- PININFARINA ORD	31.05.2021	21.06.2021	0.96	27 135 585	1 ord / 2 ord	10.2%	24 386 708	23.41
5	AIM-MAC	- SOSTRAVEL.COM ORD	07.06.2021	23.06.2021	1.00	1 196 245	1 ord / 5 ord	5.6%	1 196 245	1.20
	AIM-MAC	- SOSTRAVEL.COM WAR	07.06.2021	23.06.2021	-	11 962 450	10 : 1 new share	5.6%	11 962 450	-
6	AIM-MAC	- TRAWELL CO ORD	07.06.2021	23.06.2021	1.000	1 859 925	3 ord / 1 ord	2.2%	1 859 925	1.86
	AIM-MAC	- TRAWELL CO WAR	07.06.2021	23.06.2021	-	3 719 850	2 : 1 new share	2.2%	3 719 850	-
7	MTA	- AUTOGRILL ORD	14.06.2021	29.06.2021	4.59	130 633 542	13 ord / 25 ord	0.8%	129 537 707	594.58

The right issue by CLEANBNB is currently underway.

SCRIP RIGHT ISSUES

N° MKT	SECURITIES	EFFECTIVE DATE	NOMINAL VALUE		ISSUE RATE	SHARES OFFERED (number)	SHARES AFTER THE ISSUE	VALUE (eur m)
			BEFORE	AFTER				
AIM-MAC	WEBSOLUTE	05.10.2020	0.02	0.02	1:10	864 895	9 513 845	0.02
AIM-MAC	RENERGETICA	16.11.2020	0.1368	0.1368	1:10	735 098	8 086 098	0.10

TOTAL MONEY RAISED (eur m)

	NUMBER	SECURITIES		MONEY RAISED	INVESTORS				
		NEWLY ISSUED	SOLD		SHARE-HOLDERS	PUBLIC	EMPLOYEES	INSTIT. INVESTORS	OTHER
YEAR 2021 - TOTAL FROM CAPITAL INCREASE	7	670.3	-	670.3	670.3	-	-	-	-
MTA	3	657.1	-	657.1	657.1	-	-	-	-
- of which Star	-	-	-	-	-	-	-	-	-
Investme	-	-	-	-	-	-	-	-	-
AIM-MAC	4	13.3	-	13.3	13.3	-	-	-	-
YEAR 2021 TOTAL FROM OPVS (excluding closed-end funds)	16	528.9	90.8	619.7	-	-	-	619.7	-
MTA	3	215.7	90.1	305.8	-	-	-	305.8	-
- of which Star	1	100.1	39.7	139.8	-	-	-	139.8	-
Investment Companies	-	-	-	-	-	-	-	-	-
AIM-MAC	13	313.2	0.7	313.9	-	-	-	313.9	-
TOTAL IPO AND SPO	16	528.9	90.8	619.7	-	-	-	619.7	-
MTA	3	215.7	90.1	305.8	-	-	-	305.8	-
- of which Star	1	100.1	39.7	139.8	-	-	-	139.8	-
Investment Companies	-	-	-	-	-	-	-	-	-
AIM-MAC	13	313.2	0.7	313.9	-	-	-	313.9	-
TOTAL YEAR 2021 (excluding closed-end funds)	23	1 199.2	90.8	1 290.0	670.3	-	-	619.7	-

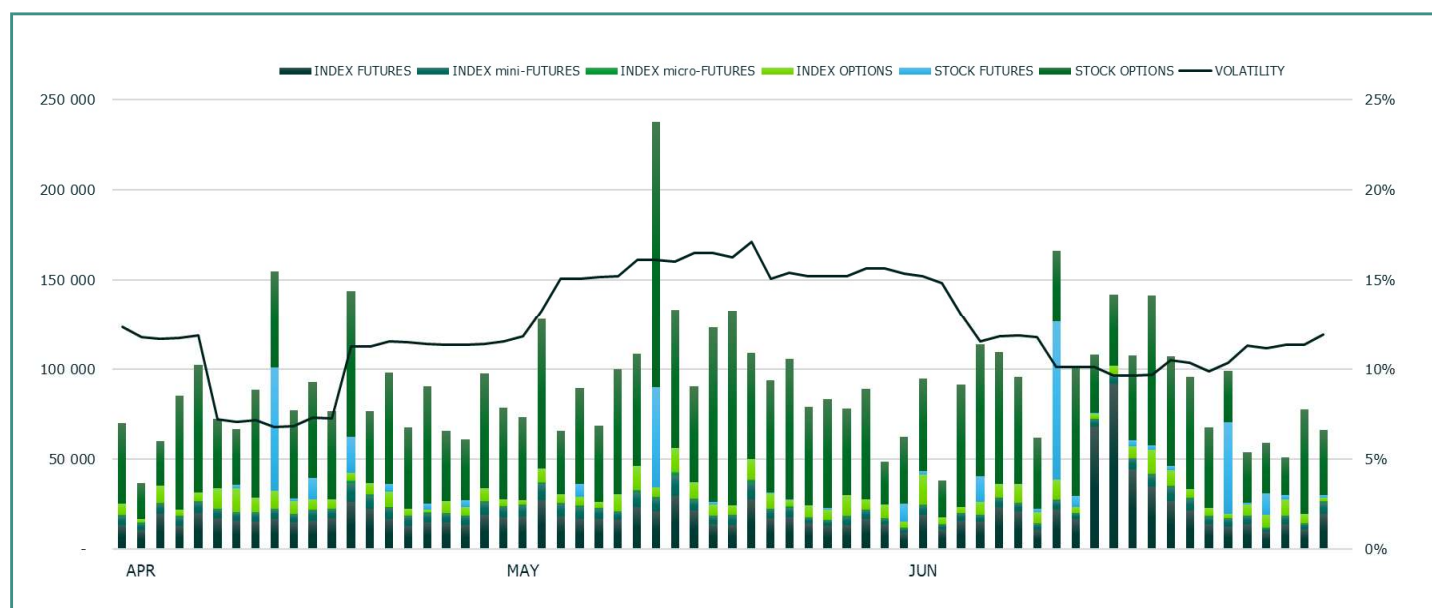
TAKEOVER BIDS

N° BIDDER	OFFER TYPE	TARGET SHARES	OFFER PERIOD		PRICE (eur)	SHARES		STAKE OWNED AFTER OFFER	TURNOVER (eur m)
			FROM	TO		REQUESTED	BOUGHT		
1 CPI PROPERTY GROUP	MANDATORY	NOVA RE	14.12.2020	22.01.2021	2.36	10 974 349	9 348 018	84.89%	22.06
2 IMA BidCo	MANDATORY	IMA	14.12.2020	14.01.2021	68.00	13 920 441	10 971 409	98.19%	746.06
3 TEMISTOCLE	MANDATORY	TECHEDGE	28.12.2020	22.01.2021	5.40	11 570 926	10 958 241	97.62%	59.17
4 ATS AUTOMATION HOLDING	VOLUNTARY	CFT	08.02.2021	12.03.2021	4.60	16 026 357	14 864 713	92.75%	68.38
5 CREDIT AGRICOLE	VOLUNTARY	CREDITO VALTELLINESE	30.03.2021	21.04.2021	12.50	68 428 903	62 232 666	91.17%	777.91
6 NAF 2	VOLUNTARY	ASTM	13.04.2021	10.05.2021	28.00	66 937 880	59 662 202	95.54%	1 670.54
7 ORIZZONTE UNO SRL	MANDATORY	ELETTRA INVESTIMENTI	03.05.2021	21.05.2021	10.60	257 574	152 162	97.26%	1.61
ORIZZONTE UNO SRL	VOLUNTARY	WARR ELETTRA INVESTIMENTI 2015-2021	03.05.2021	21.05.2021	1.06	183 033	143 860	98.94%	0.15
8 FINPANARIA SPA	VOLUNTARY	PANARIAGROUP INDUSTRIE CERAMICHE	10.05.2021	07.06.2021	2.00	11 389 406	5 952 693	95.22%	11.91
9 SPECIAL PACKAGING SOLUTIONS INVESTMENTS	MANDATORY	GUALA CLOSURES	18.05.2021	07.06.2021	8.20	36 534 714	30 999 792	94.93%	254.20

The offers on ordinary shares of AMM, Carraro, CIR, Eukedos, Isagro and SICIT Group are currently underway.

AAI Before unexercised preemptive right auction
 BEM Borsa Italiana Equity Market
 AIMMA AIM - Mercato Alternativo del Capitale

IDEM - DERIVATIVES TRADING



	DAYS	MONTH	TURNOVER							OPEN INTEREST (4) NUMBER OF CONTRACTS	
			TOTAL				DAILY AVERAGE				
			STANDARD CONTRACTS	TRADES NUMBER	TURNOVER (1) eur m	OTHER (2)	% TOT SHARES (3)	STANDARD CONTRACTS	TRADES NUMBER		TURNOVER eur m
INDEX FUTURES (5)	126	TOT 2021	2 727 119	1 834 245	321 489.2	-	103.4%	21 644	14 558	2 551.5	100 886
	21	MAY 2021	377 726	304 446	45 478.6	-	84.6%	17 987	14 497	2 165.6	116 558
	22	JUN 2021	534 685	265 154	67 249.0	-	137.4%	24 304	12 052	3 056.8	100 886
FTSE MIB INDEX miniFUTURES	126	TOT 2021	756 746	656 129	17 929.4	-	5.8%	6 006	5 207	142.3	6 475
	21	MAY 2021	118 847	104 235	2 899.8	-	5.4%	5 659	4 964	138.1	12 904
	22	JUN 2021	95 903	79 315	2 439.0	-	5.0%	4 359	3 605	110.9	6 475
FTSE MIB INDEX microFUTURES	126	TOT 2021	105 655	75 866	500.8	-	0.2%	839	602	4.0	1 168
	21	MAY 2021	17 796	13 520	86.9	-	0.2%	847	644	4.1	2 428
	22	JUN 2021	14 830	10 054	75.4	-	0.2%	674	457	3.4	1 168
FTSE MIB INDEX OPTIONS	126	TOT 2021	943 515	141 359	54 603.1	1 023.1	17.6%	7 488	1 122	433.4	245 661
	21	MAY 2021	146 364	25 804	8 682.2	124.5	16.1%	6 970	1 229	413.4	292 123
	22	JUN 2021	147 232	21 164	9 121.1	183.4	18.6%	6 692	962	414.6	245 661
STOCK FUTURES (6)	126	TOT 2021	581 790	379	1 670.4	-	0.6%	4 617	3	13.3	67 260
	21	MAY 2021	60 220	86	334.8	-	0.7%	2 868	4	15.9	79 491
	22	JUN 2021	186 515	48	298.1	-	0.7%	8 478	2	13.5	67 260
STOCK DIVIDEND FUTURES	126	TOT 2021	74 865	97	18.8	-	-	594	1	0.1	66 135
	21	MAY 2021	17 600	24	3.4	-	-	838	1.1	0.2	66 700
	22	JUN 2021	315	15	0.4	-	-	14	0.7	0.0	66 135
STOCK OPTIONS	126	TOT 2021	7 432 217	204 021	24 752.1	1 230.8	8.5%	58 986	1 619	196.4	4 472 123
	21	MAY 2021	1 361 493	32 799	4 766.1	219.1	9.5%	64 833	1 562	227.0	5 191 175
	22	JUN 2021	1 068 635	31 791	4 134.0	208.3	9.2%	48 574	1 445	187.9	4 472 123
EQUITY DERIVATIVES TOTAL	126	TOT 2021	12 621 907	2 912 096	420 963.8	2 253.9	135.4%	100 174	23 112	3 341.0	4 959 708
	21	MAY 2021	2 100 046	480 914	62 251.7	343.6	115.8%	100 002	22 901	2 964.4	5 761 379
	22	JUN 2021	2 048 115	407 541	83 316.9	391.7	170.3%	93 096	18 525	3 787.1	4 959 708
ELECTRICITY FUTURES	126	TOT 2021	-	-	-	-	-	-	-	-	60
	21	MAY 2021	-	-	-	-	-	-	-	-	55
	22	JUN 2021	-	-	-	-	-	-	-	-	60
WHEAT FUTURE	126	TOT 2021	-	-	-	-	-	-	-	-	-
	21	MAY 2021	-	-	-	-	-	-	-	-	-
	22	JUN 2021	-	-	-	-	-	-	-	-	-
IDEM TOTAL	126	TOT 2021	12 621 907	2 912 096	420 963.84	-	-	100 174	23 112	3 341.0	4 959 768
	21	MAY 2021	2 100 046	480 914	62 251.74	-	-	100 002	22 901	2 964.4	5 761 434
	22	JUN 2021	2 048 115	407 541	83 316.95	-	-	93 096	18 525	3 787.1	4 959 768

(1) The notional turnover is computed as the product of contracts number, price and index multiplier for index futures; contracts number, price and size multiplier for stock futures; contracts number, strike prices and index multiplier for index options; contracts number, price and size multiplier for stock options.

(2) Premium in euro million for options and equity derivatives total; traded MWH for electricity future, tons for wheat future.

(3) As percentage on shares turnover (total shares for Index derivatives and Idem total; shares with underlying listed on Borsa Italiana for stock futures and stock options).

(4) Gross figures for Open positions at the end of period.

(5) Includes data for FTSE MIB index futures, FTSE MIB index dividend futures and FTSE PIR PMI index futures.

(6) Includes data for European stock futures.

Additional Information:

This publication uses only electronic trading data (daily and after hours sessions).

Shares of foreign companies, which are exclusively listed on Borsa Italiana and on no other European Exchange, are considered Domestic Companies Capitalisation, included in the Domestic and in the Domestic Trading figures.

* MIV figures include Investment Companies, SPAC and FIA.

There were 22 trading days in June 2021 and 22 trading days in June 2020 on Borsa Italiana.

There were 126 trading days in the period January - June 2021 and 126 trading days in the period January - June 2020.

2nd July 2021 - 15:00

Markets Analysis
Piazza degli Affari, 6 - 20123 Milano
T. +39 02 724261 | Fax +39 02 8646 4323
e-mail: markets_analysis@borsaitaliana.it
www.borsaitaliana.it



This publication is for information purposes only and is not a recommendation to engage in investment activities. This publication is provided "as is" without representation or warranty of any kind. Whilst all reasonable care has been taken to ensure the accuracy of the content, Euronext does not guarantee its accuracy or completeness. Euronext will not be held liable for any loss or damages of any nature ensuing from using, trusting or acting on information provided. No information set out or referred to in this publication shall form the basis of any contract. The creation of rights and obligations in respect of financial products that are traded on the exchanges operated by Euronext's subsidiaries shall depend solely on the applicable rules of the market operator. All proprietary rights and interest in or connected with this publication shall vest in Euronext. No part of it may be redistributed or reproduced in any form without the prior written permission of Euronext. Euronext disclaims any duty to update this information. Euronext refers to Euronext N.V. and its affiliates. Information regarding trademarks and intellectual property rights of Euronext is located at www.euronext.com/terms-use.

© 2021, Euronext N.V. - All rights reserved