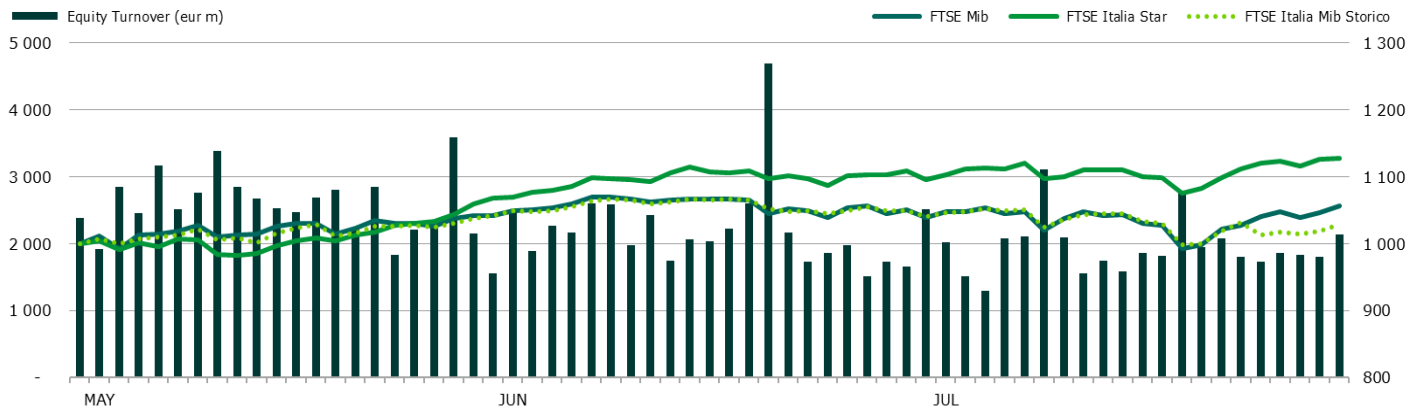


MONTHLY UPDATE

July 2021

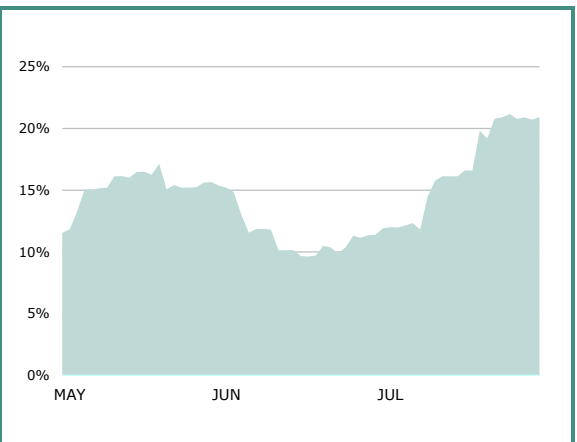
EQUITY DAILY TURNOVER AND MAIN INDICES (base = 1000 30.04.2021)



STOCK INDICES

	30 JUN 2021	30 JUL 2021	Var. % MoM	Var. % 2020 end	Volatility JUL 2021
FTSE Italia Mib Storico	23 151	22 832	-1.4%	12.4%	19.0%
FTSE Mib	25 102	25 363	1.0%	14.1%	21.0%
FTSE Italia Star	55 886	57 865	3.5%	29.7%	15.1%
FTSE Italia PIR PMI TR	34 265	35 189	2.7%	29.6%	17.6%
FTSE Italia Brands	19 410	19 881	2.4%	29.0%	21.0%

FTSE MIB VOLATILITY



TRADING - DAILY AVERAGE

	JAN-JUL 2020		JAN-JUL 2021		JUL 2021	
	Trades Number	Turnover eur m	Trades Number	Turnover eur m	Trades Number	Turnover eur m
Shares	372 883	2 622.9	334 652	2 394.2	283 618	1 975.1
Securitized Derivatives	11 778	78.6	9 367	71.6	8 463	72.3
ETFplus	38 122	579.6	35 012	499.0	28 352	437.0
Fixed Income	18 440	894.2	12 352	677.4	7 333	413.7

(*) Indicators are related to turnover figures.

LISTING

	30 DEC 2020	30 JUN 2021	30 JUL 2021
MTA Domestic	235	235	234
of which STAR	75	78	77
MTA Foreign	3	3	3
of which STAR	1	1	1
MIV *	1	1	1
Global Equity Market	87	87	87
AIM Italia - MAC	138	146	150
Listed Companies Total	464	472	475
Warrant	76	70	67
MIV Closed End Funds	12	11	11
ATFund	94	91	90
ETF	1 116	1 170	1 183
ETC\ETN	218	224	224
ETFplus Total	1 334	1 394	1 407
Securitized Derivatives	9 678	11 677	13 357
Convertibles Bonds	11	9	9
Mot - Government Bonds	152	160	161
Mot - Bonds	79	67	66
Mot - Eurobonds and ABSs	1 084	1 162	1 161
MOT Total	1 315	1 389	1 388
Extramot	814	650	659
Fixed Income Total	2 129	2 039	2 047

MOST TRADED SHARES IN THE MONTH

Shares	Mkt	Turnover eur m	% TOT
Intesa Sanpaolo	MTA	3 875.3	8.9%
Enel	MTA	3 665.1	8.4%
Unicredit	MTA	3 424.4	7.9%
Eni	MTA	3 128.3	7.2%
Stellantis	MTA	3 125.5	7.2%

BEST PERFORMANCES IN THE MONTH

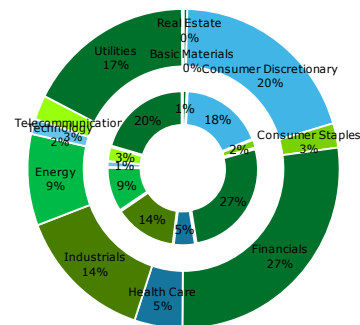
Shares	Mkt	Var. % MoM	Var % 2020 end
Gabetti Property Solutions	MTA	43.6%	198.9%
Trawell Co	AIMMA	37.6%	11.1%
Culti Milano	AIMMA	36.9%	196.9%
Digital360	AIMMA	36.8%	87.8%
Mutuonline	MTA	23.1%	42.9%

Performances are computed with no-rounded official prices.
Performance is not included for shares not listed at 2020 end or unlimited suspended at July 2021 end or at 2020 end.

CAPITALISATION

Domestic Companies Capitalisation (eur m)	30 DEC 2020	30 JUN 2021	30 JUL 2021
MTA Capitalisation	600 448	697 956	715 863
of which STAR	47 885	58 063	62 282
MIV *	204	209	206
AIM Italia - MAC	5 854	8 068	8 471
Total	606 505	706 234	724 540
Capitalisation (% GDP)			
MTA	36.4%	40.4%	41.4%
of which STAR	2.9%	3.4%	3.6%
Total	36.8%	40.9%	41.9%
Capitalisation (% Tot.)			
FTSE MIB Shares	80.6%	80.5%	80.0%

Capitalization is computed with no-rounded official prices.

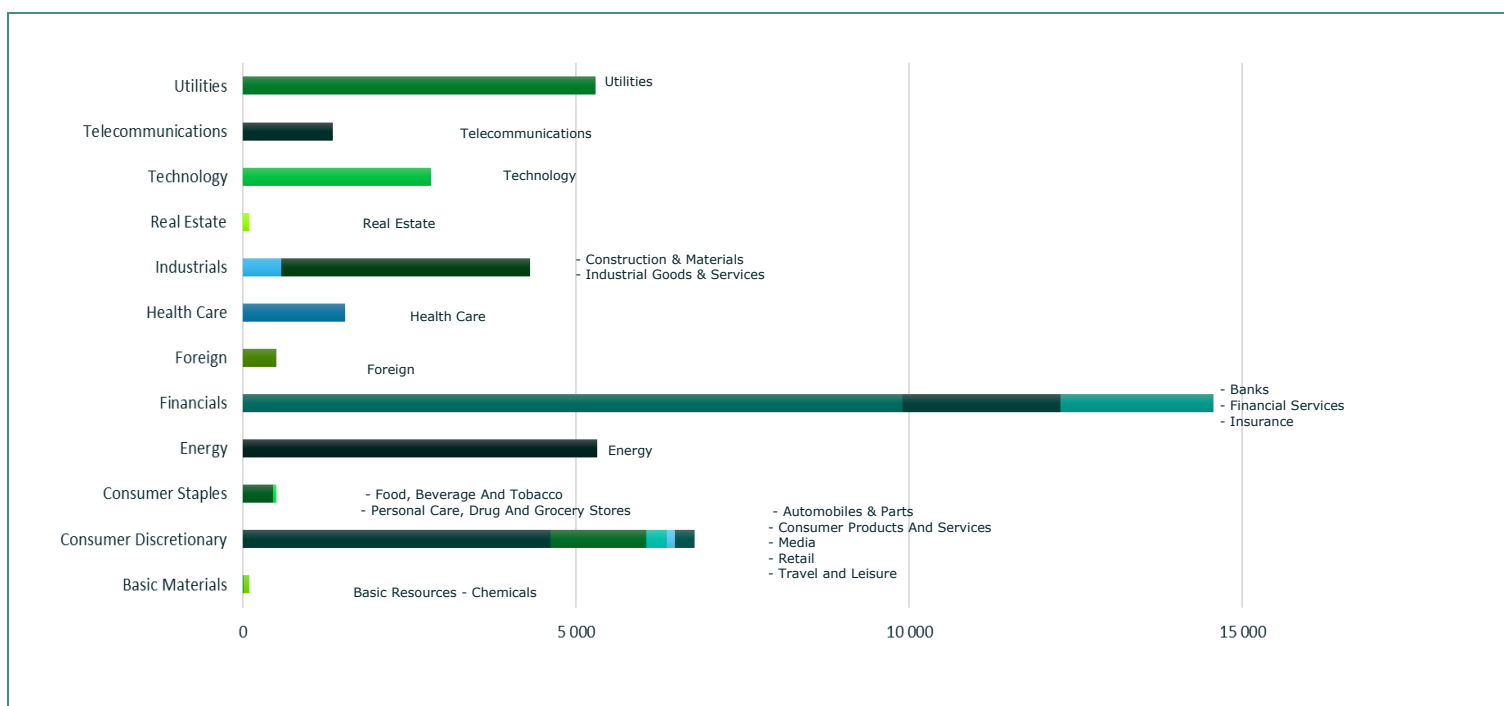


Note: internal chart: capitalisation on 30.12.2020;
external chart: capitalisation on 30.07.2021.
The new ICB classification framework is effective after the close of March 19, 2021.

TRADING

SHARES	JAN-JUL 2020		JAN-JUL 2021		JULY 2021		Other Instruments	JAN-JUL 2020		JAN-JUL 2021		JULY 2021	
	Trades Number	Turnover eur m	Trades Number	Turnover eur m	Trades Number	Turnover eur m		Trades Number	Turnover eur m	Trades Number	Turnover eur m	Trades Number	Turnover eur m
MTA Domestic	53 073 436	370 753.7	46 513 148	331 729.7	5 803 836	40 164.0	SeDex	1 754 974	11 712.8	1 386 246	10 592.2	186 193	1 590.2
of which STAR	4 608 636	14 298.5	4 859 666	16 645.0	626 982	2 271.2	Warrant	63 476	70.6	93 236	160.7	15 545	23.3
MTA Foreign	1 586 016	16 113.2	1 573 520	15 450.2	262 265	2 473.3	MIV Closed End Funds	19 421	82.3	11 564	30.2	1 046	2.6
of which STAR	22 538	125.0	20 874	111.6	1 654	8.9	ATFund	1 690	85.6	1 034	86.3	103	8.1
MIV *	205	5.0	60	1.2	16	0.1	ETF	3 282 296	65 946.5	3 818 958	58 279.1	453 294	7 465.7
Global Equity Market	432 255	2 686.8	650 028	4 994.4	68 002	504.7	ETC/ETN	2 397 838	20 409.6	1 362 881	15 574.6	170 442	2 147.8
AIM Italia - MAC	467 606	1 249.3	791 713	2 173.1	105 484	310.1	ETFplus	5 680 134	86 356.2	5 181 839	73 853.7	623 736	9 613.5
Total	55 559 518	390 807.9	49 528 469	354 348.5	6 239 603	43 452.2	Convertible Bonds	1 520	12.4	2 545	19.1	271	2.3
FTSE MIB Shares							Subscription rights	7 005	1.8	61 240	55.3	15 565	9.4
% Shares Total	76.1%	89.1%	72.9%	86.6%	73.8%	86.8%	Mot - Government Bonds	2 258 809	124 498.7	1 490 834	94 070.5	124 635	8 431.2
							Mot - Bonds	103 886	1 420.1	53 521	865.0	5 715	94.9
							Mot - Eurobonds and ABS	330 610	5 550.8	279 702	5 060.8	30 620	547.9
							ExtraMOT	54 306	1 764.2	4 092	256.1	365	26.7
							Fixed Income Total	2 747 611	133 233.8	1 828 149	100 252.4	161 335	9 100.7

INDUSTRY/SUPERSECTOR TURNOVER (eur m)



NEW LISTINGS

RECENT EVENTS

ISSUER	MKT	SEGM	SHARES	FIRST TRADING DAY	EVENT	1st DAY CAPITALISATION (eur m)	SPONSOR (NOMAD for AIM Italia)
The Italian Sea Group	MTA	...	O	08.06.2021	IPO	283.08	Intermonte SIM
4Aim Sicaf Comparto 2 Crowdfunding	AIM / MAC	...	O	10.06.2021	IPO	2.09	EnVent Capital Markets
Aton Green Storage	AIM / MAC	...	O	17.06.2021	IPO	46.01	Alantra Capital Markets
Meglioquesto	AIM / MAC	...	O	28.06.2021	IPO	110.65	Illimity Bank
Id-Entity	AIM / MAC	...	O	06.07.2021	IPO	19.49	Integrae SIM
Spindox	AIM / MAC	...	O	06.07.2021	IPO	55.80	EnVent Capital Markets
Industrial Stars Of Italy 4	AIM / MAC	...	O	08.07.2021	IPO	137.74	Banca Akros
Fine Foods & Pharmaceuticals Ntm	MTA	Star	O	12.07.2021	Transition from AIM to MTA Star	300.40	Banca Akros
Ala	AIM / MAC	...	O	20.07.2021	IPO	88.96	Equita SIM
Giglio.Com	AIM / MAC	...	O	23.07.2021	IPO	61.42	Alantra Capital Markets
Compagnia Dei Caraibi	AIM / MAC	...	O	28.07.2021	IPO	55.12	Illimity Bank

NEWLY ADMITTED COMPANIES (THROUGH IPOS, SPOS AND INSTITUTIONAL PLACINGS)

Security:	SPINDOX		Total		of which public	of which institutional
Offer period:	Offered shares:	max	940 000	min - max	940 000
	06.07.2021	Greenshoe:	max	-	-	-
Offer price:	7.50	Requested shares:
Bookbuilding range:-....	Allotted shares:	940 000	940 000
Minimum lot:	- of which greenshoe:	-	-	-
Placed stake:	15.7%	Capital raised (ML euro):	7.05	7.05
		- from newly issued shares:	-	-	-
Blt alphabetical code:					
Bloomberg code:	Market and segment:	AIM ITALIA/MERCATO ALTERNATIVO DEL CAPITALE -		
Reuters code:	Sector:		

Security:	INDUSTRIAL STARS OF ITALY 4		Total		of which public	of which institutional
Offer period:	Offered shares:	max	13 800 000	min - max	13 800 000
	08.07.2021	Greenshoe:	max	-	-	-
Offer price:	10.00	Requested shares:
Bookbuilding range:-....	Allotted shares:	13 800 000	13 800 000
Minimum lot:	- of which greenshoe:	-	-	-
Placed stake:	100.0%	Capital raised (ML euro):	138.00	138.00
		- from newly issued shares:	138.00		
Blt alphabetical code:					
Bloomberg code:	Market and segment:	AIM ITALIA/MERCATO ALTERNATIVO DEL CAPITALE -		
Reuters code:	Sector:		

Security:	ALA		Total		of which public	of which institutional
Offer period:	Offered shares:	max	2 250 000	min - max	2 250 000
	20.07.2021	Greenshoe:	max	250 000	-	-
Offer price:	10.00	Requested shares:
Bookbuilding range:-....	Allotted shares:	2 250 000	2 250 000
Minimum lot:	- of which greenshoe:	-	-	-
Placed stake:	24.9%	Capital raised (ML euro):	22.50	22.50
		- from newly issued shares:	20.00		
Blt alphabetical code:					
Bloomberg code:	Market and segment:	AIM ITALIA/MERCATO ALTERNATIVO DEL CAPITALE -		
Reuters code:	Sector:		

Security:	GIGLIO.COM		Total		of which public	of which institutional
Offer period:	Offered shares:	max	2 200 000	min - max	2 200 000
	23.07.2021	Greenshoe:	max	-	-	-
Offer price:	4.80	Requested shares:
Bookbuilding range:-....	Allotted shares:	2 200 000	2 200 000
Minimum lot:	- of which greenshoe:	-	-	-
Placed stake:	18.0%	Capital raised (ML euro):	10.56	10.56
		- from newly issued shares:	10.56		
Blt alphabetical code:					
Bloomberg code:	Market and segment:	AIM ITALIA/MERCATO ALTERNATIVO DEL CAPITALE -		
Reuters code:	Sector:		

Security:	COMPAGNIA DEI CARAIBI		Total		of which public	of which institutional
Offer period:	Offered shares:	max	3 478 260	min - max	3 478 260
	28.07.2021	Greenshoe:	max	521 739	-	-
Offer price:	3.45	Requested shares:
Bookbuilding range:-....	Allotted shares:	3 478 260	3 478 260
Minimum lot:	- of which greenshoe:	-	-	-
Placed stake:	27.4%	Capital raised (ML euro):	12.00	12.00
		- from newly issued shares:	12.00		
Blt alphabetical code:					
Bloomberg code:	Market and segment:	AIM ITALIA/MERCATO ALTERNATIVO DEL CAPITALE -		
Reuters code:	Sector:		

RIGHT ISSUES

N° MKT	SEGM	SECURITIES	OPTION RIGHTS TRADING PERIOD		OFFER PRICE	OFFERED SHARES	ISSUE RATE	UNEXERCISED PREEMPTIVE RIGHTS (%)	ALLOTTED SHARES	CAPITAL RAISED (eur m)
			FROM	TO						
1	AIM-MAC	- ITALIA INDEPENDENT ORD	25.01.2021	18.02.2021	1.67	4 659 226	13 ord / 28 ord	6.9%	4 659 226	7.78
2	AIM-MAC	- SG COMPANY ORD	25.01.2021	11.02.2021	0.20	12 092 744	1 ord / 1 ord	0.1%	12 092 744	2.42
	AIM-MAC	- SG COMPANY WAR	25.01.2021	11.02.2021	-	6 046 371	1 : 2 new share	0.1%	6 046 371	-
3	MTA	- AEDES ORD	22.02.2021	11.03.2021	0.19	228 121 590	46 ord / 7 ord	19.2%	205 641 574	39.07
4	MTA	- PININFARINA ORD	31.05.2021	21.06.2021	0.96	27 135 585	1 ord / 2 ord	10.2%	24 386 708	23.41
5	AIM-MAC	- SOSTRAVEL.COM ORD	07.06.2021	23.06.2021	1.00	1 196 245	1 ord / 5 ord	5.6%	1 196 245	1.20
	AIM-MAC	- SOSTRAVEL.COM WAR	07.06.2021	23.06.2021	-	11 962 450	10 : 1 new share	5.6%	11 962 450	-
6	AIM-MAC	- TRAWELL CO ORD	07.06.2021	23.06.2021	1.000	1 859 925	3 ord / 1 ord	2.2%	1 859 925	1.86
	AIM-MAC	- TRAWELL CO WAR	07.06.2021	23.06.2021	-	3 719 850	2 : 1 new share	2.2%	3 719 850	-
7	MTA	- AUTOGRILL ORD	14.06.2021	29.06.2021	4.59	130 633 542	13 ord / 25 ord	0.8%	130 633 542	599.61
8	AIM-MAC	- CLEANBNB ORD	28.06.2021	16.07.2021	1.20	1 657 330	5 ord / 21 ord	11.4%	1 655 915	1.99
9	AIM-MAC	- UCAPITAL24 ORD	05.07.2021	22.07.2021	1.26	634 920	3 ord / 20 ord	61.1%	634 920	0.80
	AIM-MAC	- UCAPITAL24 WAR	05.07.2021	22.07.2021	-	634 920	1 : 1 new share	61.1%	634 920	-
10	MTA	- OVS ORD	12.07.2021	26.07.2021	1.250	63 923 470	13 ord / 46 ord	3.4%	63 923 470	79.90

SCRIP RIGHT ISSUES

N° MKT	SECURITIES	EFFECTIVE DATE	NOMINAL VALUE		ISSUE RATE	SHARES OFFERED (number)	SHARES AFTER THE ISSUE	VALUE (eur m)
			BEFORE	AFTER				
AIM-MAC	WEBSOLUTE	05.10.2020	0.02	0.02	1:10	864 895	9 513 845	0.02
AIM-MAC	RENERGETICA	16.11.2020	0.1368	0.1368	1:10	735 098	8 086 098	0.10

TOTAL MONEY RAISED (eur m)

	NUMBER	SECURITIES		MONEY RAISED	INVESTORS				
		NEWLY ISSUED	SOLD		SHARE-HOLDERS	PUBLIC	EMPLOYEES	INSTIT. INVESTORS	OTHER
YEAR 2021 - TOTAL FROM CAPITAL INCREASE	10	758.0	-	758.0	758.0	-	-	-	-
MTA	4	742.0	-	742.0	742.0	-	-	-	-
- of which Star	-	-	-	-	-	-	-	-	-
Investme	-	-	-	-	-	-	-	-	-
AIM-MAC	6	16.0	-	16.0	16.0	-	-	-	-
YEAR 2021 TOTAL FROM OPVS (excluding closed-end funds)	22	714.2	100.3	814.6	-	-	-	814.6	-
MTA	3	215.7	90.1	305.8	-	-	-	305.8	-
- of which Star	1	100.1	39.7	139.8	-	-	-	139.8	-
Investment Companies	-	-	-	-	-	-	-	-	-
AIM-MAC	19	498.5	10.2	508.7	-	-	-	508.7	-
TOTAL IPO AND SPO	22	714.2	100.3	814.6	-	-	-	814.6	-
MTA	3	215.7	90.1	305.8	-	-	-	305.8	-
- of which Star	1	100.1	39.7	139.8	-	-	-	139.8	-
Investment Companies	-	-	-	-	-	-	-	-	-
AIM-MAC	19	498.5	10.2	508.7	-	-	-	508.7	-
TOTAL YEAR 2021 (excluding closed-end funds)	32	1 472.3	100.3	1 572.6	758.0	-	-	814.6	-

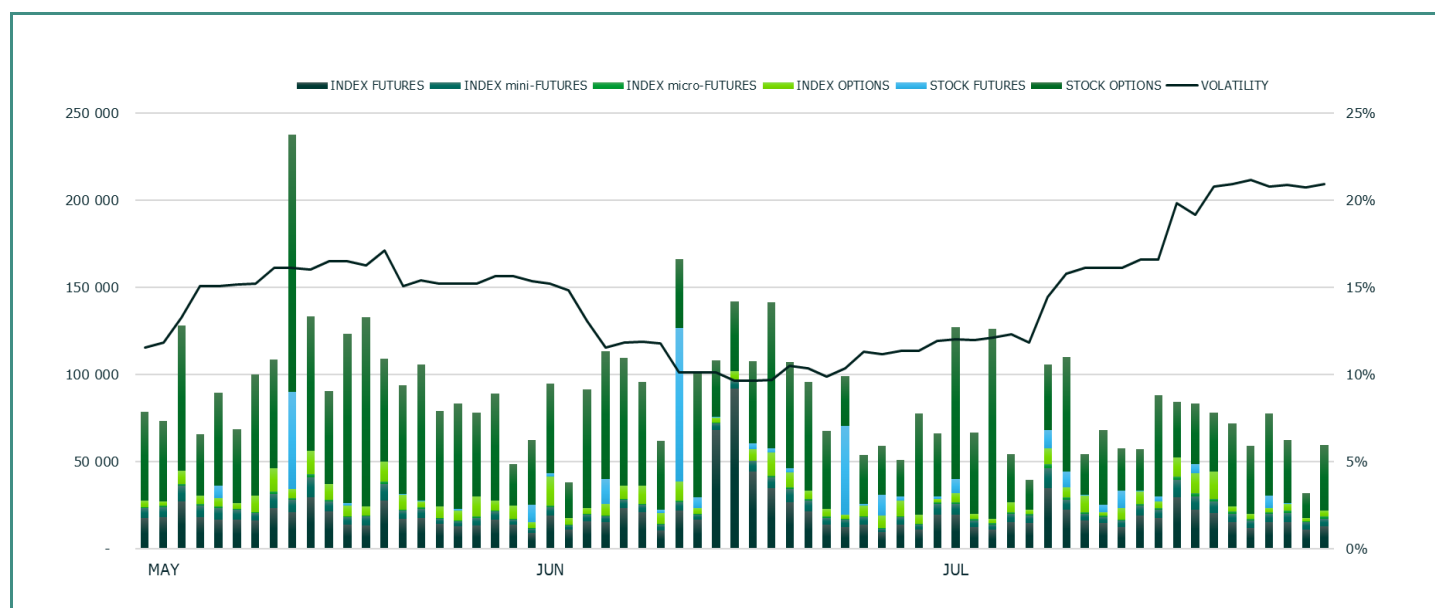
TAKEOVER BIDS

N° BIDDER	OFFER TYPE	TARGET SHARES	OFFER PERIOD		PRICE (eur)	SHARES		STAKE OWNED AFTER OFFER	TURNOVER (eur m)	
			FROM	TO		REQUESTED	BOUGHT			
1	CPI PROPERTY GROUP	MANDATORY	NOVA RE	14.12.2020	22.01.2021	2.36	10 974 349	9 348 018	84.89%	22.06
2	IMA BidCo	MANDATORY	IMA	14.12.2020	14.01.2021	68.00	13 920 441	10 971 409	98.19%	746.06
3	TEMISTOCLE	MANDATORY	TECHEDGE	28.12.2020	22.01.2021	5.40	11 570 926	10 958 241	97.62%	59.17
4	ATS AUTOMATION HOLDING	VOLUNTARY	CFT	08.02.2021	12.03.2021	4.60	16 026 357	14 864 713	92.75%	68.38
5	CREDIT AGRICOLE	VOLUNTARY	CREDITO VALTELLINESE	30.03.2021	21.04.2021	12.50	68 428 903	62 232 666	91.17%	777.91
6	NAF 2	VOLUNTARY	ASTM	13.04.2021	10.05.2021	28.00	66 937 880	59 662 202	95.54%	1 670.54
7	ORIZZONTE UNO SRL	MANDATORY	ELETTRA INVESTIMENTI	03.05.2021	21.05.2021	10.60	257 574	152 162	97.26%	1.61
	ORIZZONTE UNO SRL	VOLUNTARY	WARR ELETTRA INVESTIMENTI 2015-2021	03.05.2021	21.05.2021	1.06	183 033	143 860	98.94%	0.15
8	FINPANARIA SPA	VOLUNTARY	PANARIAGROUP INDUSTRIE CERAMICHI	10.05.2021	07.06.2021	2.00	11 389 406	5 952 693	95.22%	11.91
9	SPECIAL PACKAGING SOLUTIONS INVESTMENTS	MANDATORY	GUALA CLOSURES	18.05.2021	07.06.2021	8.20	36 534 714	30 999 792	94.93%	254.20
10	FLY SRL	VOLUNTARY	CARRARO	17.05.2021	05.07.2021	2.55	21 331 916	11 063 843	95.28%	28.21
11	LA VILLA SPA	MANDATORY	EUKEDOS	21.06.2021	09.07.2021	1.17	5 906 743	4 240 251	92.67%	4.96
12	LINK MOBILITY GROUP	MANDATORY	AMM	23.06.2021	13.07.2021	2.40	1 452 000	868 500	96.59%	2.08
	LINK MOBILITY GROUP	VOLUNTARY	WARR AMM 2019-2022	23.06.2021	13.07.2021	0.80	146 475	104 427	71.29%	0.08
13	CROP DEMETRA LIMITED	MANDATORY	ISAGRO	14.06.2021	02.07.2021	2.76	12 550 877	7 335 111	91.45%	20.24
14	COMPAGNIE INDUSTRIALI RIUNITE	VOLUNTARY	CIR	21.06.2021	29.07.2021	0.51	156 862 745	156 862 745	14.12%	80.00

The offers on ordinary shares of Cerved and Retelit are currently underway.

AAI Before unexercised preemptive right auction
 BEM Borsa Italiana Equity Market
 AIMMA AIM - Mercato Alternativo del Capitale

IDEM - DERIVATIVES TRADING



	DAYS	MONTH	TURNOVER							OPEN INTEREST (4) NUMBER OF CONTRACTS	
			TOTAL				DAILY AVERAGE				
			STANDARD CONTRACTS	TRADES NUMBER	TURNOVER (1) eur m	OTHER (2)	% TOT SHARES (3)	STANDARD CONTRACTS	TRADES NUMBER		TURNOVER eur m
INDEX FUTURES (5)	148	TOT 2021	3 104 693	2 138 182	368 245.2	-	103.9%	20 978	14 447	2 488.1	97 491
		22 JUN 2021	534 685	265 154	67 249.0	-	137.4%	24 304	12 052	3 056.8	100 886
		22 JUL 2021	377 574	303 937	46 756.0	-	107.6%	17 162	13 815	2 125.3	97 491
FTSE MIB INDEX miniFUTURES	148	TOT 2021	874 469	757 704	20 854.5	-	5.9%	5 909	5 120	140.9	9 279
		22 JUN 2021	95 903	79 315	2 439.0	-	5.0%	4 359	3 605	110.9	6 475
		22 JUL 2021	117 723	101 575	2 925.1	-	6.7%	5 351	4 617	133.0	9 279
FTSE MIB INDEX microFUTURES	148	TOT 2021	129 933	92 527	621.4	-	0.2%	878	625	4.2	2 147
		22 JUN 2021	14 830	10 054	75.4	-	0.2%	674	457	3.4	1 168
		22 JUL 2021	24 278	16 661	120.6	-	0.3%	1 104	757	5.5	2 147
FTSE MIB INDEX OPTIONS	148	TOT 2021	1 064 700	165 758	62 049.4	1 133.8	17.5%	7 194	1 120	419.3	260 891
		22 JUN 2021	147 232	21 164	9 121.1	183.4	18.6%	6 692	962	414.6	245 661
		22 JUL 2021	121 185	24 399	7 446.4	110.7	17.1%	5 508	1 109	338.5	260 891
STOCK FUTURES (6)	148	TOT 2021	636 042	403	1 857.4	-	0.6%	4 298	3	12.6	61 260
		22 JUN 2021	186 515	48	298.1	-	0.7%	8 478	2	13.5	67 260
		22 JUL 2021	54 252	24	187.0	-	0.5%	2 466	1	8.5	61 260
STOCK DIVIDEND FUTURES	148	TOT 2021	78 226	117	22.3	-	-	529	1	0.2	65 736
		22 JUN 2021	315	15	0.4	-	-	14	0.7	0.0	66 135
		22 JUL 2021	3 361	20	3.5	-	-	153	0.9	0.2	65 736
STOCK OPTIONS	148	TOT 2021	8 337 817	230 615	27 961.2	1 369.9	8.5%	56 337	1 558	188.9	4 881 521
		22 JUN 2021	1 068 635	31 791	4 134.0	208.3	9.2%	48 574	1 445	187.9	4 472 123
		22 JUL 2021	905 600	26 594	3 209.1	139.1	7.9%	41 164	1 209	145.9	4 881 521
EQUITY DERIVATIVES TOTAL	148	TOT 2021	14 225 880	3 385 306	481 611.5	2 503.7	135.9%	96 121	22 874	3 254.1	5 378 325
		22 JUN 2021	2 048 115	407 541	83 316.9	391.7	170.3%	93 096	18 525	3 787.1	4 959 708
		22 JUL 2021	1 603 973	473 210	60 647.6	249.7	139.6%	72 908	21 510	2 756.7	5 378 325
ELECTRICITY FUTURES	148	TOT 2021	-	-	-	-	-	-	-	-	45
		22 JUN 2021	-	-	-	-	-	-	-	-	60
		22 JUL 2021	-	-	-	-	-	-	-	-	45
WHEAT FUTURE	148	TOT 2021	-	-	-	-	-	-	-	-	-
		22 JUN 2021	-	-	-	-	-	-	-	-	-
		22 JUL 2021	-	-	-	-	-	-	-	-	-
IDEM TOTAL	148	TOT 2021	14 225 880	3 385 306	481 611.48	-	-	96 121	22 874	3 254.1	5 378 370
		22 JUN 2021	2 048 115	407 541	83 316.95	-	-	93 096	18 525	3 787.1	4 959 768
		22 JUL 2021	1 603 973	473 210	60 647.64	-	-	72 908	21 510	2 756.7	5 378 370

(1) The notional turnover is computed as the product of contracts number, price and index multiplier for index futures; contracts number, price and size multiplier for stock futures; contracts number, strike prices and index multiplier for index options; contracts number, strike prices and sizes for stock options.

(2) Premium in euro million for options and equity derivatives total; traded MWH for electricity future, tons for wheat future.

(3) As percentage on shares turnover (total shares for Index derivatives and Idem total; shares with underlying listed on Borsa Italiana for stock futures and stock options).

(4) Gross figures for Open positions at the end of period.

(5) Includes data for FTSE MIB index futures, FTSE MIB index dividend futures and FTSE PIR PMI index futures.

(6) Includes data for European stock futures.

Additional Information:

This publication uses only electronic trading data (daily and after hours sessions).

Shares of foreign companies, which are exclusively listed on Borsa Italiana and on no other European Exchange, are considered Domestic Companies Capitalisation, included in the Domestic and in the Domestic Trading figures.

* MIV figures include Investment Companies, SPAC and FIA.

There were 22 trading days in July 2021 and 23 trading days in July 2020 on Borsa Italiana.

There were 148 trading days in the period January - July 2021 and 149 trading days in the period January - July 2020.

3rd Aug 2021 - 17:30

Markets Analysis
Piazza degli Affari, 6 - 20123 Milano
T. +39 02 724261 | Fax +39 02 8646 4323
e-mail: markets_analysis@borsaitaliana.it
www.borsaitaliana.it



This publication is for information purposes only and is not a recommendation to engage in investment activities. This publication is provided "as is" without representation or warranty of any kind. Whilst all reasonable care has been taken to ensure the accuracy of the content, Euronext does not guarantee its accuracy or completeness. Euronext will not be held liable for any loss or damages of any nature ensuing from using, trusting or acting on information provided. No information set out or referred to in this publication shall form the basis of any contract. The creation of rights and obligations in respect of financial products that are traded on the exchanges operated by Euronext's subsidiaries shall depend solely on the applicable rules of the market operator. All proprietary rights and interest in or connected with this publication shall vest in Euronext. No part of it may be redistributed or reproduced in any form without the prior written permission of Euronext. Euronext disclaims any duty to update this information. Euronext refers to Euronext N.V. and its affiliates. Information regarding trademarks and intellectual property rights of Euronext is located at www.euronext.com/terms-use.

© 2021, Euronext N.V. - All rights reserved