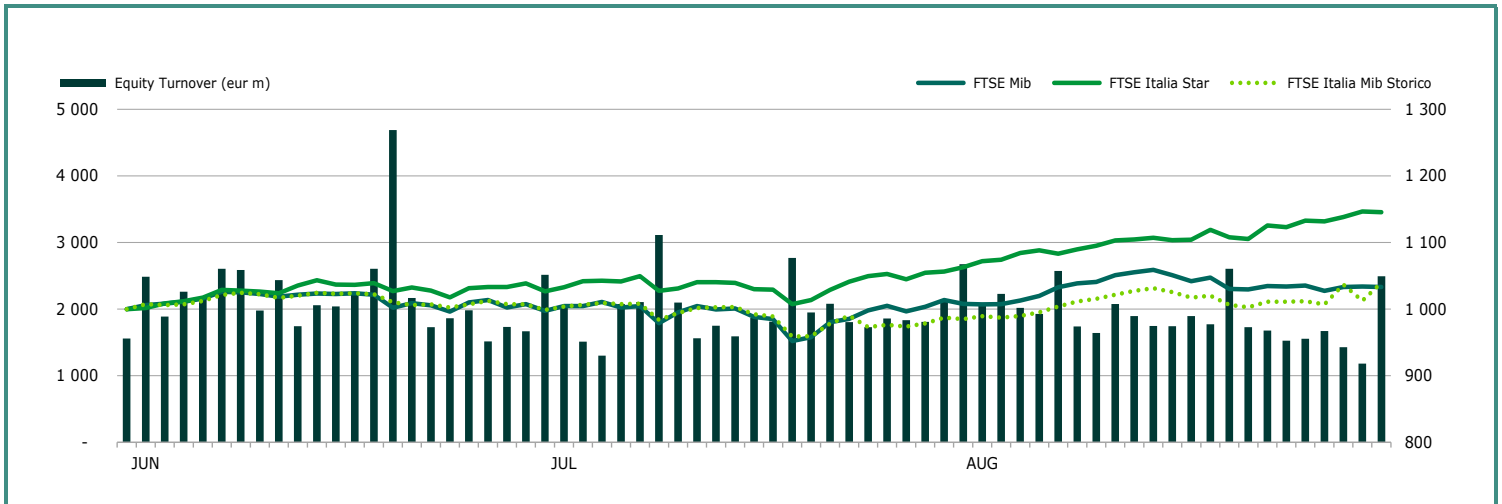


MONTHLY UPDATE

August 2021

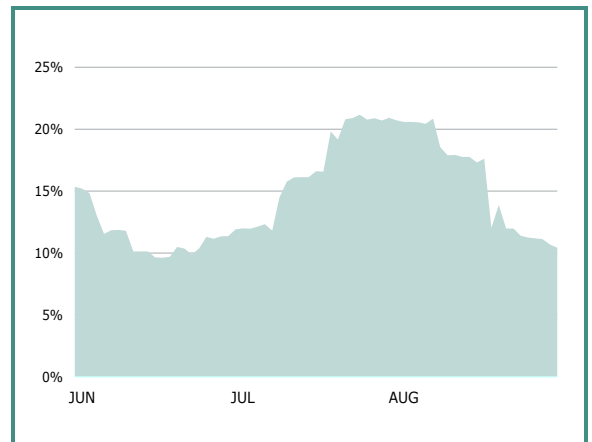
EQUITY DAILY TURNOVER AND MAIN INDICES (base = 1000 31.05.2021)



STOCK INDICES

	30 JUL 2021	31 AUG 2021	Var. % MoM	Var. % 2020 end	Volatility AUG 2021
FTSE Italia Mib Storico	▲ 22 832	24 100	5.6%	18.7%	18.0%
FTSE Mib	▲ 25 363	26 009	2.5%	17.0%	10.5%
FTSE Italia Star	▲ 57 865	62 361	7.8%	39.8%	10.2%
FTSE Italia PIR PMI TR	▲ 35 189	36 407	3.5%	34.1%	10.5%
FTSE Italia Brands	▲ 19 881	20 044	0.8%	30.1%	15.5%

FTSE MIB VOLATILITY



TRADING - DAILY AVERAGE

	JAN-AUG 2020		JAN-AUG 2021		AUG 2021	
	Trades Number	Turnover eur m	Trades Number	Turnover eur m	Trades Number	Turnover eur m
Shares	357 440	2 496.5	327 516	2 326.7	279 512	1 872.6
Securitized Derivatives	11 298	74.9	9 039	69.0	6 836	51.5
ETFplus	36 516	550.1	33 693	475.7	24 816	319.0
Fixed Income	17 140	839.4	11 850	636.7	8 467	363.1

(*) Indicators are related to turnover figures.

LISTING

	30 DEC 2020	30 JUL 2021	31 AUG 2021
MTA Domestic	235	234	230
of which STAR	75	77	75
MTA Foreign	3	3	3
of which STAR	1	1	1
MIV *	1	1	1
Global Equity Market	87	87	87
AIM Italia - MAC	138	150	153
Listed Companies Total	464	475	474
Warrant	76	67	68
MIV Closed End Funds	12	11	11
ATFund	94	90	90
ETF	1 116	1 183	1 201
ETC\ETN	218	224	224
ETFplus Total	1 334	1 407	1 425
Securitized Derivatives	9 678	13 357	14 232
Convertibles Bonds	11	9	9
Mot - Government Bonds	152	161	160
Mot - Bonds	79	66	64
Mot - Eurobonds and ABSs	1 084	1 161	1 165
MOT Total	1 315	1 388	1 389
Extramot	814	659	657
Fixed Income Total	2 129	2 047	2 046

MOST TRADED SHARES IN THE MONTH

Shares	Mkt	Turnover eur m	% TOT
Stellantis	MTA	4 307.9	10.5%
Intesa Sanpaolo	MTA	3 602.4	8.7%
Eni	MTA	3 116.6	7.6%
Enel	MTA	2 934.0	7.1%
Unicredit	MTA	2 925.7	7.1%

BEST PERFORMANCES IN THE MONTH

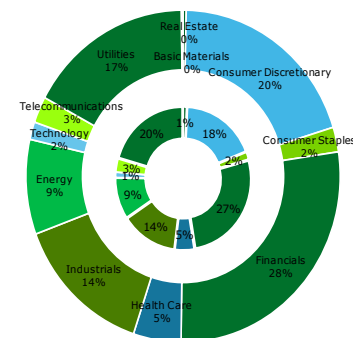
Shares	Mkt	Var. % MoM	Var % 2020 end
It Way	MTA	144.9%	206.9%
Neurosoft	AIMMA	85.0%	76.8%
Meglioquesto	AIMMA	73.8%	
Reti	AIMMA	73.1%	207.2%
Softec	AIMMA	58.8%	51.6%

Performances are computed with no-rounded official prices.
Performance is not included for shares not listed at 2020 end or unlimited suspended at August 2021 end or at 2020 end.

CAPITALISATION

Domestic Companies Capitalisation (eur m)	30 DEC 2020	30 JUL 2021	31 AUG 2021
MTA Capitalisation	600 448	715 863	729 026
of which STAR	47 885	62 282	64 299
MIV *	204	206	206
AIM Italia - MAC	5 854	8 471	9 600
Total	606 505	724 540	738 832
Capitalisation (% GDP)			
MTA	36.4%	41.4%	42.2%
of which STAR	2.9%	3.6%	3.7%
Total	36.8%	41.9%	42.8%
Capitalisation (% Tot.)			
FTSE MIB Shares	80.6%	80.0%	80.0%

Capitalization is computed with no-rounded official prices.



Note: internal chart: capitalisation on 30.12.2020;
external chart: capitalisation on 31.08.2021.
The new ICB classification framework is effective after the close of March 19, 2021.

TRADING

SHARES	JAN-AUG 2020		JAN-AUG 2021		AUGUST 2021		Other Instruments	JAN-AUG 2020		JAN-AUG 2021		AUGUST 2021	
	Trades Number	Turnover eur m	Trades Number	Turnover eur m	Trades Number	Turnover eur m		Trades Number	Turnover eur m	Trades Number	Turnover eur m	Trades Number	Turnover eur m
MTA Domestic	58 019 798	402 266.6	52 204 995	369 873.2	5 691 847	38 143.5	SeDex	1 920 716	12 726.0	1 536 647	11 724.1	150 401	1 131.9
of which STAR	5 065 738	15 824.5	5 522 261	18 855.6	662 595	2 210.6	Warrant	66 219	73.4	107 182	179.3	13 946	18.6
MTA Foreign	1 748 840	17 656.9	1 819 860	17 555.4	246 340	2 105.2	MIV Closed End Funds	21 678	90.4	12 769	33.0	1 205	2.8
of which STAR	23 848	132.9	22 825	121.8	1 951	10.3	ATFund	1 735	87.2	1 112	96.0	78	9.7
MIV *	206	5.0	74	1.4	14	0.2	ETF	3 568 061	70 673.4	4 210 976	63 548.5	392 018	5 269.4
Global Equity Market	491 188	3 135.6	715 783	5 473.7	65 755	479.3	ETC/ETN	2 639 621	22 849.9	1 516 824	17 324.2	153 943	1 749.6
AIM Italia - MAC	504 689	1 346.1	937 026	2 641.9	145 313	468.8	ETFplus	6 207 682	93 523.4	5 727 800	80 872.7	545 961	7 019.0
Total	60 764 721	424 410.2	55 677 738	395 545.5	6 149 269	41 197.0	Convertible Bonds	1 660	14.1	2 767	20.7	222	1.7
FTSE MIB Shares							Subscription rights	8 537	2.2	61 289	55.5	49	0.3
% Shares Total	75.8%	88.9%	72.7%	86.5%	71.1%	85.7%	Mot - Government Bonds	2 389 279	133 418.3	1 645 231	101 563.5	154 397	7 493.0
							Mot - Bonds	109 998	1 498.1	58 054	929.0	4 533	64.0
							Mot - Eurobonds and ABS	356 070	5 908.2	306 778	5 477.0	27 076	416.2
							ExtraMOT	58 492	1 881.4	4 362	271.0	270	14.9
							Fixed Income Total	2 913 839	142 706.0	2 014 425	108 240.6	186 276	7 988.1

INDUSTRY/SUPERSECTOR TURNOVER (eur m)



NEW LISTINGS

RECENT EVENTS

ISSUER	MKT	SEGM	SHARES	FIRST TRADING DAY	EVENT	1st DAY CAPITALISATION (eur m)	SPONSOR (NOMAD for AIM Italia)
Meglioquesto	AIM / MAC	...	0	28.06.2021	IPO	110.65	Illimity Bank
Id-Entity	AIM / MAC	...	0	06.07.2021	IPO	19.49	Integrae SIM
Spindox	AIM / MAC	...	0	06.07.2021	IPO	55.80	EnVent Capital Markets
Industrial Stars Of Italy 4	AIM / MAC	...	0	08.07.2021	IPO	137.74	Banca Akros
Fine Foods & Pharmaceuticals Ntm	MTA	Star	0	12.07.2021	Transition from AIM to MTA Star	300.40	Banca Akros
Ala	AIM / MAC	...	0	20.07.2021	IPO	88.96	Equita SIM
Giglio.Com	AIM / MAC	...	0	23.07.2021	IPO	61.42	Alantra Capital Markets
Compagnia Dei Caraibi	AIM / MAC	...	0	28.07.2021	IPO	55.12	Illimity Bank
Nusco	AIM / MAC	...	0	04.08.2021	IPO	18.81	Integrae SIM
Omer	AIM / MAC	...	0	04.08.2021	IPO	101.01	Envent Capital Markets LTD
Ulisse Biomed	AIM / MAC	...	0	06.08.2021	IPO	23.01	BPER Banca

NEWLY ADMITTED COMPANIES (THROUGH IPOS, SPOS AND INSTITUTIONAL PLACINGS)

Security:	GIGLIO.COM		Total		of which public	of which institutional
Offer period:	Offered shares:	max	2 200 000	min - max	2 200 000
	23.07.2021	Greenshoe:	max	-	-	-
Offer price:	4.80	Requested shares:	
Bookbuilding range:-....	Allotted shares:		2 200 000	2 200 000
Minimum lot:	- of which greenshoe:		-	-	-
Placed stake:	18.0%	Capital raised (ML euro):		10.56	10.56
		- from newly issued shares:		10.56		
Bit alphabetical code:					
Bloomberg code:	Market and segment:		AIM ITALIA/MERCATO ALTERNATIVO DEL CAPITALE -		
Reuters code:	Sector:	,		

Security:	COMPAGNIA DEI CARAIBI		Total		of which public	of which institutional
Offer period:	Offered shares:	max	3 478 260	min - max	3 478 260
	28.07.2021	Greenshoe:	max	521 739	-	-
Offer price:	3.45	Requested shares:	
Bookbuilding range:-....	Allotted shares:		3 999 999	3 999 999
Minimum lot:	- of which greenshoe:		521 739	-	521 739
Placed stake:	30.3%	Capital raised (ML euro):		13.80	13.80
		- from newly issued shares:		13.80		
Bit alphabetical code:					
Bloomberg code:	Market and segment:		AIM ITALIA/MERCATO ALTERNATIVO DEL CAPITALE -		
Reuters code:	Sector:	,		

Security:	NUSCO		Total		of which public	of which institutional
Offer period:	Offered shares:	max	3 333 000	min - max	3 333 000
	04.08.2021	Greenshoe:	max	499 500	-	-
Offer price:	1.20	Requested shares:	
Bookbuilding range:-....	Allotted shares:		3 333 000	3 333 000
Minimum lot:	- of which greenshoe:		-	-	-
Placed stake:	23.5%	Capital raised (ML euro):		4.00	4.00
		- from newly issued shares:		4.00		
Bit alphabetical code:					
Bloomberg code:	Market and segment:		AIM ITALIA/MERCATO ALTERNATIVO DEL CAPITALE -		
Reuters code:	Sector:	,		

Security:	OMER		Total		of which public	of which institutional
Offer period:	Offered shares:	max	6 500 000	min - max	6 500 000
	04.08.2021	Greenshoe:	max	975 000	-	-
Offer price:	3.40	Requested shares:	
Bookbuilding range:-....	Allotted shares:		7 475 000	7 475 000
Minimum lot:	- of which greenshoe:		975 000	-	975 000
Placed stake:	26.0%	Capital raised (ML euro):		25.42	25.42
		- from newly issued shares:		12.75		
Bit alphabetical code:					
Bloomberg code:	Market and segment:		AIM ITALIA/MERCATO ALTERNATIVO DEL CAPITALE -		
Reuters code:	Sector:	,		

Security:	ULISSE BIOMED		Total		of which public	of which institutional
Offer period:	Offered shares:	max	2 250 000	min - max	2 250 000
	06.08.2021	Greenshoe:	max	250 000	-	-
Offer price:	2.00	Requested shares:	
Bookbuilding range:-....	Allotted shares:		2 500 000	2 500 000
Minimum lot:	- of which greenshoe:		250 000	-	250 000
Placed stake:	33.3%	Capital raised (ML euro):		5.00	5.00
		- from newly issued shares:		5.00		
Bit alphabetical code:					
Bloomberg code:	Market and segment:		AIM ITALIA/MERCATO ALTERNATIVO DEL CAPITALE -		
Reuters code:	Sector:	,		

RIGHT ISSUES

N° MKT	SEGM	SECURITIES	OPTION RIGHTS TRADING PERIOD		OFFER PRICE	OFFERED SHARES	ISSUE RATE	UNEXERCISED PREEMPTIVE RIGHTS (%)	ALLOTTED SHARES	CAPITAL RAISED (eur m)
			FROM	TO						
1	AIM-MAC	- ITALIA INDEPENDENT ORD	25.01.2021	18.02.2021	1.67	4 659 226	13 ord / 28 ord	6.9%	4 659 226	7.78
2	AIM-MAC	- SG COMPANY ORD	25.01.2021	11.02.2021	0.20	12 092 744	1 ord / 1 ord	0.1%	12 092 744	2.42
	AIM-MAC	- SG COMPANY WAR	25.01.2021	11.02.2021	-	6 046 371	1 : 2 new share	0.1%	6 046 371	-
3	MTA	- AEDES ORD	22.02.2021	11.03.2021	0.19	228 121 590	46 ord / 7 ord	19.2%	205 641 574	39.07
4	MTA	- PININFARINA ORD	31.05.2021	21.06.2021	0.96	27 135 585	1 ord / 2 ord	10.2%	24 386 708	23.41
5	AIM-MAC	- SOSTRAVEL.COM ORD	07.06.2021	23.06.2021	1.00	1 196 245	1 ord / 5 ord	5.6%	1 196 245	1.20
	AIM-MAC	- SOSTRAVEL.COM WAR	07.06.2021	23.06.2021	-	11 962 450	10 : 1 new shan	5.6%	11 962 450	-
6	AIM-MAC	- TRAWELL CO ORD	07.06.2021	23.06.2021	1.000	1 859 925	3 ord / 1 ord	2.2%	1 859 925	1.86
	AIM-MAC	- TRAWELL CO WAR	07.06.2021	23.06.2021	-	3 719 850	2 : 1 new share	2.2%	3 719 850	-
7	MTA	- AUTOGRILL ORD	14.06.2021	29.06.2021	4.59	130 633 542	13 ord / 25 ord	0.8%	130 633 542	599.61
8	AIM-MAC	- CLEANBNB ORD	28.06.2021	16.07.2021	1.20	1 657 330	5 ord / 21 ord	11.4%	1 655 915	1.99
9	AIM-MAC	- UCAPITAL24 ORD	05.07.2021	22.07.2021	1.26	634 920	3 ord / 20 ord	61.1%	634 920	0.80
	AIM-MAC	- UCAPITAL24 WAR	05.07.2021	22.07.2021	-	634 920	1 : 1 new share	61.1%	634 920	-
10	MTA	- OVS ORD	12.07.2021	26.07.2021	1.250	63 923 470	13 ord / 46 ord	3.4%	63 923 470	79.90

SCRIP RIGHT ISSUES

N° MKT	SECURITIES	EFFECTIVE DATE	NOMINAL VALUE		ISSUE RATE	SHARES OFFERED (number)	SHARES AFTER THE ISSUE	VALUE (eur m)
			BEFORE	AFTER				
AIM-MAC	WEBSOLUTE	05.10.2020	0.02	0.02	1:10	864 895	9 513 845	0.02
AIM-MAC	RENERGETICA	16.11.2020	0.1368	0.1368	1:10	735 098	8 086 098	0.10

TOTAL MONEY RAISED (eur m)

	NUMBER	SECURITIES		MONEY RAISED	SHARE-HOLDERS	INVESTORS			OTHER
		NEWLY ISSUED	SOLD			PUBLIC	EMPLOYEES	INSTIT. INVESTORS	
YEAR 2021 - TOTAL FROM CAPITAL INCREASE	10	758.0	-	758.0	758.0	-	-	-	-
MTA	4	742.0	-	742.0	742.0	-	-	-	-
- of which Star Investme	-	-	-	-	-	-	-	-	-
AIM-MAC	6	16.0	-	16.0	16.0	-	-	-	-
YEAR 2021 TOTAL FROM OPVS (excluding closed-end funds)	25	737.8	114.5	852.3	-	-	-	852.3	-
MTA	3	215.7	90.1	305.8	-	-	-	305.8	-
- of which Star	1	100.1	39.7	139.8	-	-	-	139.8	-
Investment Companies	-	-	-	-	-	-	-	-	-
AIM-MAC	22	522.1	24.4	546.5	-	-	-	546.5	-
TOTAL IPO AND SPO	25	737.8	114.5	852.3	-	-	-	852.3	-
MTA	3	215.7	90.1	305.8	-	-	-	305.8	-
- of which Star	1	100.1	39.7	139.8	-	-	-	139.8	-
Investment Companies	-	-	-	-	-	-	-	-	-
AIM-MAC	22	522.1	24.4	546.5	-	-	-	546.5	-
TOTAL YEAR 2021 (excluding closed-end funds)	35	1 495.8	114.5	1 610.4	758.0	-	-	852.3	-

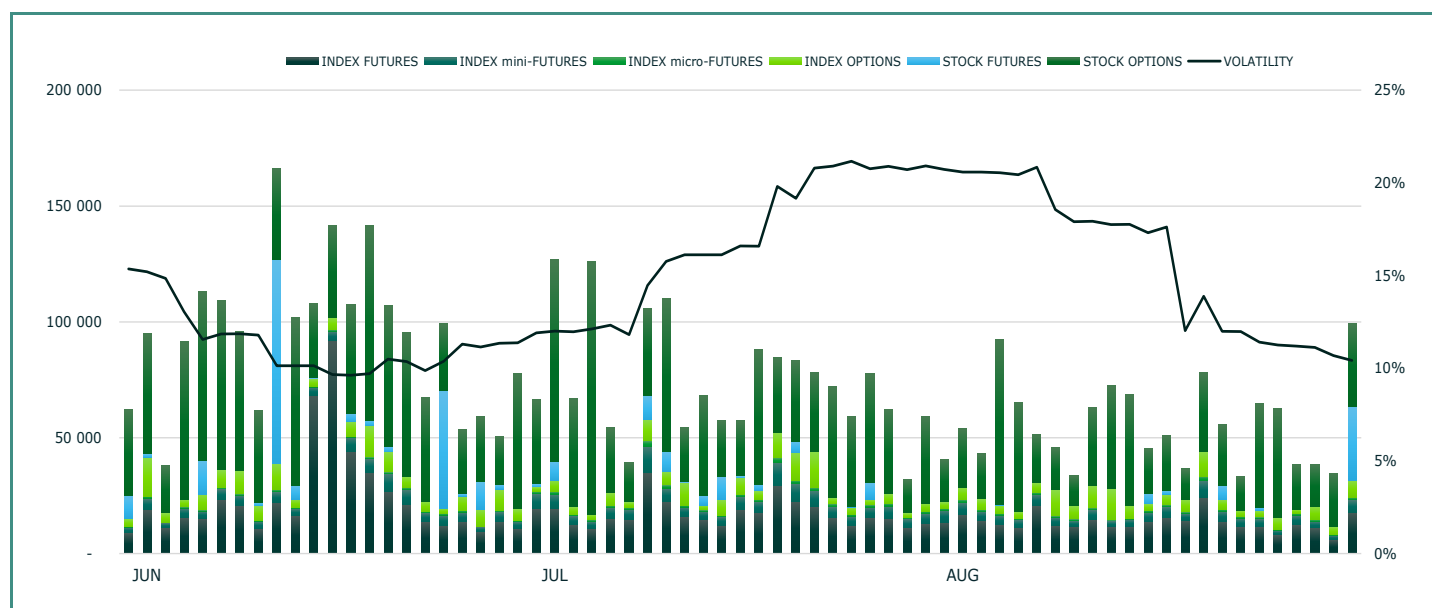
TAKEOVER BIDS

N° BIDDER	OFFER TYPE	TARGET SHARES	OFFER PERIOD		PRICE (eur)	SHARES		STAKE OWNED AFTER OFFER	TURNOVER (eur m)	
			FROM	TO		REQUESTED	BOUGHT			
1	CPI PROPERTY GROUP	MANDATORY	NOVA RE	14.12.2020	22.01.2021	2.36	10 974 349	9 348 018	84.89%	22.06
2	IMA BidCo	MANDATORY	IMA	14.12.2020	14.01.2021	68.00	13 920 441	10 971 409	98.19%	746.06
3	TEMISTOCLE	MANDATORY	TECHEDGE	28.12.2020	22.01.2021	5.40	11 570 926	10 958 241	97.62%	59.17
4	ATS AUTOMATION HOLDING	VOLUNTARY	CFT	08.02.2021	12.03.2021	4.60	16 026 357	14 864 713	92.75%	68.38
5	CREDIT AGRICOLE	VOLUNTARY	CREDITO VALTELLINESE	30.03.2021	21.04.2021	12.50	68 428 903	62 232 666	91.17%	777.91
6	NAF 2	VOLUNTARY	ASTM	13.04.2021	10.05.2021	28.00	66 937 880	59 662 202	95.54%	1 670.54
7	ORIZZONTE UNO SRL	MANDATORY	ELETTRA INVESTIMENTI	03.05.2021	21.05.2021	10.60	257 574	152 162	97.26%	1.61
	ORIZZONTE UNO SRL	VOLUNTARY	WARR ELETTRA INVESTIMENTI 2015-2021	03.05.2021	21.05.2021	1.06	183 033	143 860	98.94%	0.15
8	FINPANARIA SPA	VOLUNTARY	PANARIAGROUP INDUSTRIE CERAMICHE	10.05.2021	07.06.2021	2.00	11 389 406	5 952 693	95.22%	11.91
9	SPECIAL PACKAGING SOLUTIONS INVESTMENTS	MANDATORY	GUALA CLOSURES	18.05.2021	07.06.2021	8.20	36 534 714	30 999 792	94.93%	254.20
10	FLY SRL	VOLUNTARY	CARRARO	17.05.2021	05.07.2021	2.55	21 331 916	11 063 843	95.28%	28.21
11	LA VILLA SPA	MANDATORY	EUKEDOS	21.06.2021	09.07.2021	1.17	5 906 743	4 240 251	92.67%	4.96
12	LINK MOBILITY GROUP	MANDATORY	AMM	23.06.2021	13.07.2021	2.40	1 452 000	868 500	96.59%	2.08
	LINK MOBILITY GROUP	VOLUNTARY	WARR AMM 2019-2022	23.06.2021	13.07.2021	0.80	146 475	104 427	71.29%	0.08
13	CROP DEMETRA LIMITED	MANDATORY	ISAGRO	14.06.2021	02.07.2021	2.76	12 550 877	7 335 111	91.45%	20.24
14	COMPAGNIE INDUSTRIALI RIUNITE	VOLUNTARY	CIR	21.06.2021	29.07.2021	0.51	156 862 745	156 862 745	14.12%	80.00

The offers on ordinary shares of Cerved and Retelit are currently underway.

AAI Before unexercised preemptive right auction
BEM Borsa Italiana Equity Market
AIMMA AIM - Mercato Alternativo del Capitale

IDEM - DERIVATIVES TRADING



	DAYS	MONTH	TURNOVER							OPEN INTEREST (4) NUMBER OF CONTRACTS	
			TOTAL			DAILY AVERAGE					
			STANDARD CONTRACTS	TRADES NUMBER	TURNOVER (1) eur m	OTHER (2)	% TOT SHARES (3)	STANDARD CONTRACTS	TRADES NUMBER		TURNOVER eur m
INDEX FUTURES (5)	170	TOT 2021	3 403 258	2 380 422	406 926.2	-	102.9%	20 019	14 002	2 393.7	111 760
	22	JUL 2021	377 574	303 937	46 756.0	-	107.6%	17 162	13 815	2 125.3	97 491
	22	AUG 2021	298 565	242 240	38 681.0	-	93.9%	13 571	11 011	1 758.2	111 760
FTSE MIB INDEX miniFUTURES	170	TOT 2021	957 342	828 317	23 006.8	-	5.8%	5 631	4 872	135.3	12 302
	22	JUL 2021	117 723	101 575	2 925.1	-	6.7%	5 351	4 617	133.0	9 279
	22	AUG 2021	82 873	70 613	2 152.3	-	5.2%	3 767	3 210	97.8	12 302
FTSE MIB INDEX microFUTURES	170	TOT 2021	148 581	104 745	718.2	-	0.2%	874	616	4.2	2 580
	22	JUL 2021	24 278	16 661	120.6	-	0.3%	1 104	757	5.5	2 147
	22	AUG 2021	18 648	12 218	96.8	-	0.2%	848	555	4.4	2 580
FTSE MIB INDEX OPTIONS	170	TOT 2021	1 187 316	188 939	69 747.6	1 254.7	17.6%	6 984	1 111	410.3	256 142
	22	JUL 2021	121 185	24 399	7 446.4	110.7	17.1%	5 508	1 109	338.5	260 891
	22	AUG 2021	122 616	23 181	7 698.1	120.9	18.7%	5 573	1 054	349.9	256 142
STOCK FUTURES (6)	170	TOT 2021	681 520	435	1 995.8	-	0.6%	4 009	3	11.7	91 343
	22	JUL 2021	54 252	24	187.0	-	0.5%	2 466	1	8.5	61 260
	22	AUG 2021	45 478	32	138.4	-	0.4%	2 067	1	6.3	91 343
STOCK DIVIDEND FUTURES	170	TOT 2021	78 574	127	24.5	-	-	462	1	0.1	66 059
	22	JUL 2021	3 361	20	3.5	-	-	153	0.9	0.2	65 736
	22	AUG 2021	348	10	2.3	-	-	16	0.5	0.1	66 059
STOCK OPTIONS	170	TOT 2021	8 997 616	255 712	30 736.5	1 476.8	8.3%	52 927	1 504	180.8	5 080 361
	22	JUL 2021	905 600	26 594	3 209.1	139.1	7.9%	41 164	1 209	145.9	4 881 521
	22	AUG 2021	659 799	25 097	2 775.3	106.9	7.3%	29 991	1 141	126.2	5 080 361
EQUITY DERIVATIVES TOTAL	170	TOT 2021	15 454 207	3 758 697	533 155.6	2 731.5	134.8%	90 907	22 110	3 136.2	5 620 547
	22	JUL 2021	1 603 973	473 210	60 647.6	249.7	139.6%	72 908	21 510	2 756.7	5 378 325
	22	AUG 2021	1 228 327	373 391	51 544.1	227.9	125.1%	55 833	16 972	2 342.9	5 620 547
ELECTRICITY FUTURES	170	TOT 2021	-	-	-	-	-	-	-	-	30
	22	JUL 2021	-	-	-	-	-	-	-	-	45
	22	AUG 2021	-	-	-	-	-	-	-	-	30
WHEAT FUTURE	170	TOT 2021	-	-	-	-	-	-	-	-	-
	22	JUL 2021	-	-	-	-	-	-	-	-	-
	22	AUG 2021	-	-	-	-	-	-	-	-	-
IDEM TOTAL	170	TOT 2021	15 454 207	3 758 697	533 155.62	-	-	90 907	22 110	3 136.2	5 620 577
	22	JUL 2021	1 603 973	473 210	60 647.64	-	-	72 908	21 510	2 756.7	5 378 370
	22	AUG 2021	1 228 327	373 391	51 544.14	-	-	55 833	16 972	2 342.9	5 620 577

(1) The notional turnover is computed as the product of contracts number, price and index multiplier for index futures; contracts number, price and size multiplier for stock futures; contracts number, strike prices and index multiplier for index options; contracts number, price and size multiplier for stock options.

(2) Premium in euro million for options and equity derivatives total; traded MWH for electricity future, tons for wheat future.

(3) As percentage on shares turnover (total shares for Index derivatives and Idem total; shares with underlying listed on Borsa Italiana for stock futures and stock options).

(4) Gross figures for Open positions at the end of period.

(5) Includes data for FTSE MIB index futures, FTSE MIB index dividend futures and FTSE PIR PMI index futures.

(6) Includes data for European stock futures.

Additional Information:

This publication uses only electronic trading data (daily and after hours sessions).

Shares of foreign companies, which are exclusively listed on Borsa Italiana and on no other European Exchange, are considered Domestic Companies Capitalisation, included in the Domestic and in the Domestic Trading figures.

* MIV figures include Investment Companies, SPAC and FIA.

There were 22 trading days in August 2021 and 21 trading days in August 2020 on Borsa Italiana.

There were 170 trading days in the period January - August 2021 and 170 trading days in the period January - August 2020.

6th Sep 2021 - 10:00

Markets Analysis

Piazza degli Affari, 6 - 20123 Milano

T. +39 02 724261 | Fax +39 02 8646 4323

e-mail: markets_analysis@borsaitaliana.it

www.borsaitaliana.it



This publication is for information purposes only and is not a recommendation to engage in investment activities. This publication is provided "as is" without representation or warranty of any kind. Whilst all reasonable care has been taken to ensure the accuracy of the content, Euronext does not guarantee its accuracy or completeness. Euronext will not be held liable for any loss or damages of any nature ensuing from using, trusting or acting on information provided. No information set out or referred to in this publication shall form the basis of any contract. The creation of rights and obligations in respect of financial products that are traded on the exchanges operated by Euronext's subsidiaries shall depend solely on the applicable rules of the market operator. All proprietary rights and interest in or connected with this publication shall vest in Euronext. No part of it may be redistributed or reproduced in any form without the prior written permission of Euronext. Euronext disclaims any duty to update this information. Euronext refers to Euronext N.V. and its affiliates. Information regarding trademarks and intellectual property rights of Euronext is located at www.euronext.com/terms-use.

© 2021, Euronext N.V. - All rights reserved