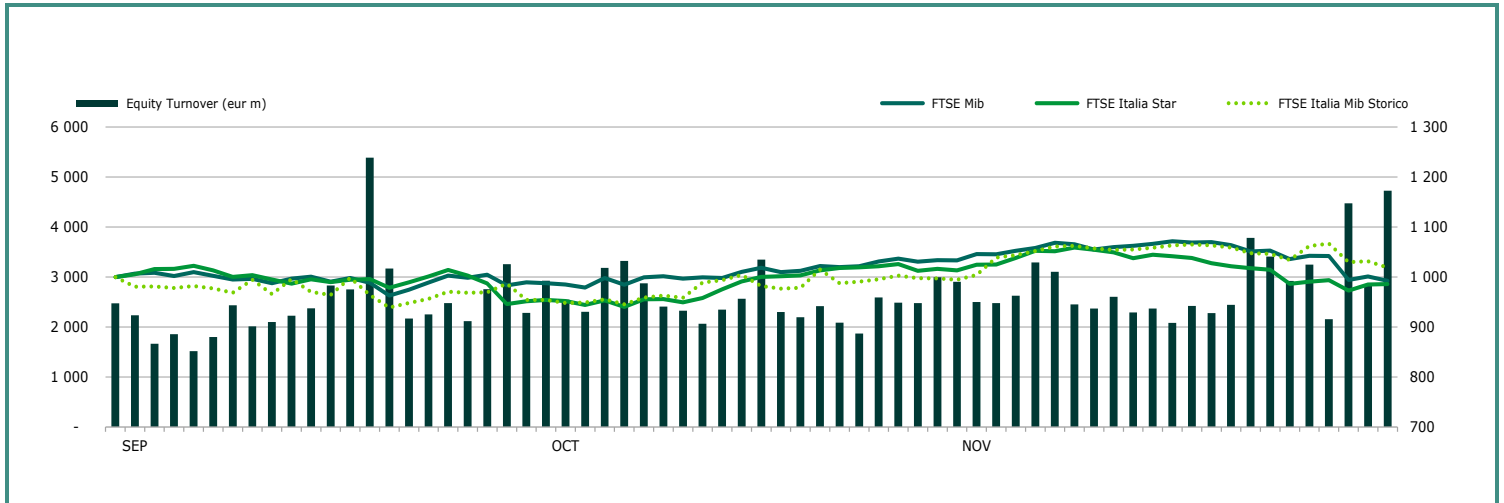


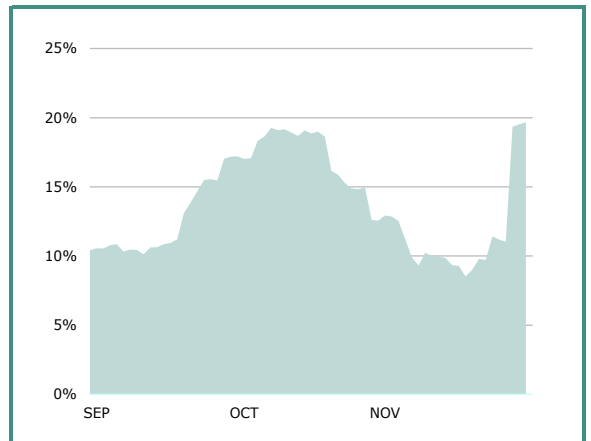
EQUITY DAILY TURNOVER AND MAIN INDICES (base = 1000 31.08.2021)



STOCK INDICES

	29 OCT 2021	30 NOV 2021	Var. % MoM	Var. % 2020 end	Volatility NOV 2021
FTSE Italia Mib Storico ▲	23 968	24 561	2.5%	20.9%	21.7%
FTSE Mib ▼	26 876	25 814	-4.0%	16.1%	19.9%
FTSE Italia Star ▼	63 177	61 484	-2.7%	37.8%	16.8%
FTSE Italia PIR PMI TR ▼	36 710	35 128	-4.3%	29.4%	16.9%
FTSE Italia Brands ▼	21 555	21 216	-1.6%	37.7%	26.2%

FTSE MIB VOLATILITY



TRADING - DAILY AVERAGE

	JAN-NOV 2020		JAN-NOV 2021		NOV 2021	
	Trades Number	Turnover eur m	Trades Number	Turnover eur m	Trades Number	Turnover eur m
Shares ▲	349 166	2 392.2	334 606	2 414.5	367 824	2 858.8
Securitized Derivatives ▼	11 185	75.6	9 142	72.0	10 352	91.0
ETFplus ▼	35 133	525.5	33 434	475.3	36 353	518.7
Fixed Income ▼	16 149	828.1	12 218	640.6	16 240	764.8

(*) Indicators are related to turnover figures.

LISTING

	30 DEC 2020	29 OCT 2021	30 NOV 2021
Euronext Milan Domestic	235	230	230
of which STAR	75	76	74
Euronext Milan Foreign	3	3	3
of which STAR	1	1	1
Euronext MIV Milan *	1	1	1
Global Equity Market	87	87	87
Euronext Growth Milan	138	156	163
Listed Companies Total	464	477	484
Warrant	76	66	68
MIV Closed End Funds	12	11	11
ATFund	94	86	86
ETF	1 116	1 234	1 249
ETC\ETN	218	221	251
ETFplus Total	1 334	1 455	1 500
Securitized Derivatives	9 678	14 768	15 731
Convertibles Bonds	11	8	7
Mot - Government Bonds	152	158	159
Mot - Bonds	79	59	57
Mot - Eurobonds and ABSs	1 084	1 172	1 175
MOT Total	1 315	1 389	1 391
Extramot	814	641	637
Fixed Income Total	2 129	2 030	2 028

MOST TRADED SHARES IN THE MONTH

Shares	Mkt	Turnover eur m	% TOT
Eni	EXM	4 712.2	7.5%
Intesa Sanpaolo	EXM	4 641.7	7.4%
Stellantis	EXM	4 546.3	7.2%
Unicredit	EXM	4 088.2	6.5%
Enel	EXM	3 977.7	6.3%

BEST PERFORMANCES IN THE MONTH

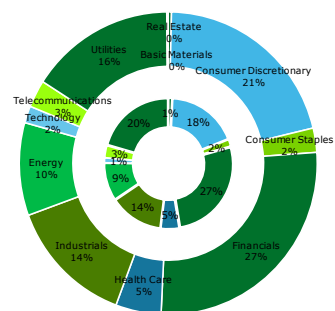
Shares	Mkt	Var. % MoM	Var % 2020 end
Telecom Italia	EXM	49.8%	22.9%
Innovatec	EGM	47.6%	60.3%
Ecosuntek	EGM	43.1%	45.2%
Advanced Micro Devices	BGEM	37.4%	91.7%
Nvidia Corp	BGEM	33.7%	174.6%

Performances are computed with no-rounded official prices.
Performance is not included for shares not listed at 2020 end or unlimited suspended at November 2021 end or at 2020 end.

CAPITALISATION

Domestic Companies Capitalisation (eur m)	30 DEC 2020	29 OCT 2021	30 NOV 2021
Euronext Milan	600 448	746 249	718 760
of which STAR	47 885	66 502	64 227
Euronext MIV Milan *	204	200	201
Euronext Growth Milan	5 854	9 921	10 359
Total	606 505	756 370	729 320
Capitalisation (% GDP)			
Euronext Milan	36.4%	43.2%	41.6%
of which STAR	2.9%	3.8%	3.7%
Total	36.8%	43.8%	42.2%
Capitalisation (% Tot.)			
FTSE MIB Shares	80.6%	80.3%	79.9%

Capitalization is computed with no-rounded official prices.

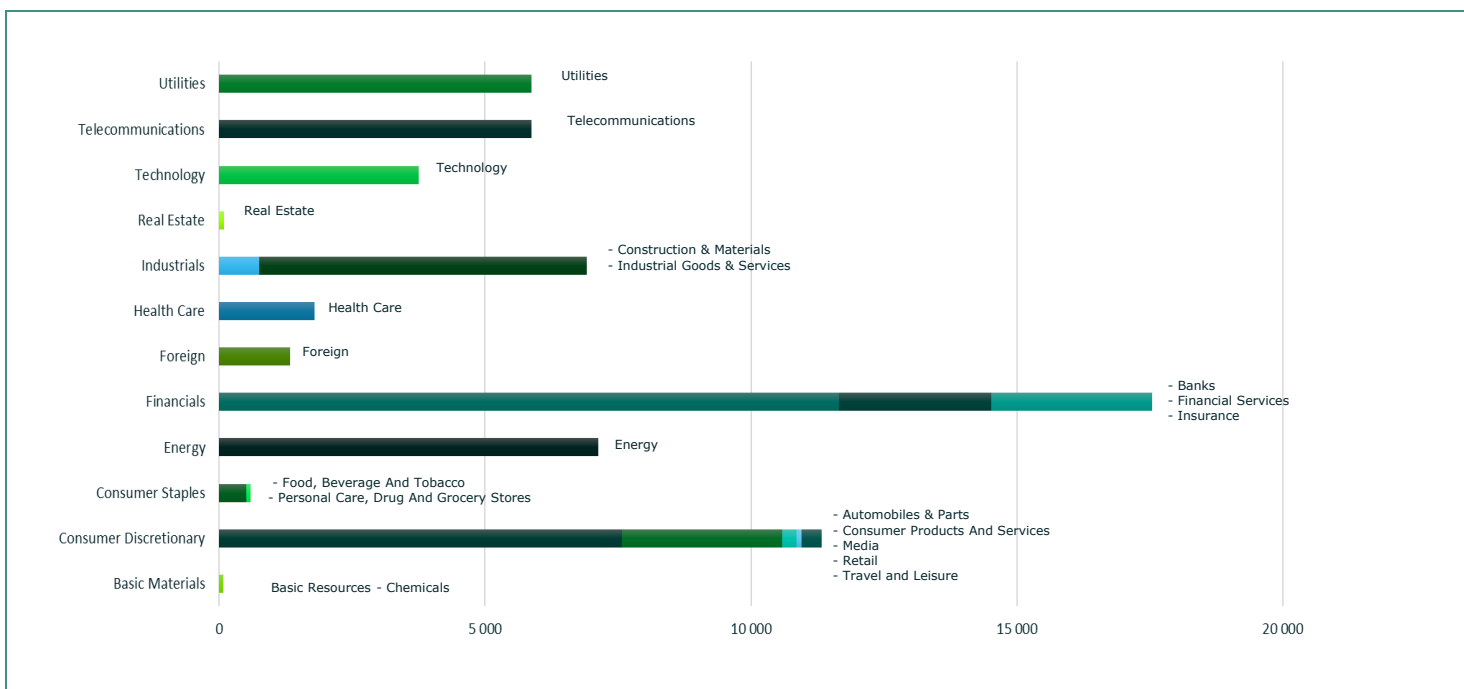


Note: internal chart: capitalisation on 30.12.2020;
external chart: capitalisation on 30.11.2021.
The new ICB classification framework is effective after the close of March 19, 2021.

TRADING

SHARES	JAN-NOV 2020		JAN-NOV 2021		NOVEMBER 2021		Other Instruments	JAN-NOV 2020		JAN-NOV 2021		NOVEMBER 2021	
	Trades Number	Turnover eur m	Trades Number	Turnover eur m	Trades Number	Turnover eur m		Trades Number	Turnover eur m	Trades Number	Turnover eur m	Trades Number	Turnover eur m
Euronext Milan Domestic	78 248 272	531 487.3	73 766 860	530 264.8	7 537 314	57 931.1	SeDex	2 628 482	17 771.3	2 148 288	16 920.8	227 735	2 001.6
of which STAR	7 033 684	23 490.8	8 197 576	28 889.4	879 751	3 389.6	Warrant	80 006	86.3	148 642	242.5	13 777	19.8
Euronext Milan Foreign	2 378 997	23 929.1	2 466 240	24 859.2	240 755	3 047.8	MIV Closed End Funds	26 625	102.8	18 169	50.9	1 576	4.7
of which STAR	28 723	154.7	29 288	149.2	2 752	11.1	ATFund	2 115	111.8	1 543	137.3	150	18.2
Euronext MIV Milan *	281	7.2	171	3.3	46	1.1	ETF	4 928 786	93 822.7	5 675 773	86 792.7	563 723	8 717.5
Global Equity Market	736 090	4 995.9	994 839	8 207.2	128 366	1 341.4	ETC\ETN	3 327 362	29 674.6	2 181 212	24 912.3	236 042	2 694.5
Euronext Growth Milan	690 378	1 736.4	1 404 224	4 061.4	185 647	573.0	ETFplus	8 256 148	123 497.3	7 856 985	111 705.0	799 765	11 412.0
Total	82 054 018	562 155.9	78 632 334	567 395.9	8 092 128	62 894.5	Convertible Bonds	2 194	17.4	3 838	27.3	395	2.1
FTSE MIB Shares							Subscription rights	160 753	128.4	89 435	70.4	10 908	4.0
% Shares Total	75.3%	88.4%	72.0%	86.0%	68.9%	83.6%	Mot - Government Bonds	3 112 678	182 393.0	2 350 355	140 958.7	298 962	15 934.1
							Mot - Bonds	141 694	1 970.5	78 072	1 221.4	7 346	108.2
							Mot - Eurobonds and ABS	467 875	7 851.4	437 247	7 990.0	50 561	759.6
							ExtraMOT	72 766	2 386.3	5 621	363.0	412	24.3
							Fixed Income Total	3 795 013	194 601.3	2 871 295	150 533.0	357 281	16 826.2

INDUSTRY/SUPERSECTOR TURNOVER (eur m)



NEW LISTINGS

RECENT EVENTS

ISSUER	MKT	SEGM	SHARES	FIRST TRADING DAY	EVENT	1st DAY CAPITALISATION (eur m)	LISTING SPONSOR (EURONEXT GROWTH ADVISOR for EGM)
Intermonte Partners Sim	EGM	...	0	21.10.2021	IPO	112.69	BPER Banca
Defence Tech Holding	EGM	...	0	29.10.2021	IPO	117.00	Equita SIM
Intercos	EXM	...	0	02.11.2021	IPO	1 372.93	BNP Paribas
Medica	EGM	...	0	03.11.2021	IPO	149.08	CFO SIM
Soluzione Tasse	EGM	...	0	05.11.2021	IPO	44.48	Alantra Capital Markets S.V. S.A.U. - Succursale Italiana
Cofle	EGM	...	0	11.11.2021	IPO	86.17	Banca Profilo
Racing Force	EGM	...	0	16.11.2021	IPO	132.31	Equita SIM
Nice Footwear	EGM	...	0	18.11.2021	IPO	27.77	BPER Banca
Alfonsino	EGM	...	0	22.11.2021	IPO	19.58	Banca Finnat Euramerica
Take Off	EGM	...	0	25.11.2021	IPO	72.09	EnVent Capital Markets
Ariston Holding	EXM	...	0	26.11.2021	IPO	1 058.43	Mediobanca - Banca di Credito Finanziario

NEWLY ADMITTED COMPANIES (THROUGH IPOS, SPOS AND INSTITUTIONAL PLACINGS)

Security:	RACING FORCE		Total		of which public	of which institutional
Offer period:	...	Offered shares:	max	6 300 000	min - max	6 300 000
	16.11.2021	Greenshoe:	max	630 000	-	-
Offer price:	4.50	Requested shares:	
Bookbuilding range:-....	Allotted shares:		6 300 000	6 300 000
Minimum lot:	- of which greenshoe:		-	-	-
Placed stake:	26.5%	Capital raised (ML euro):		28.35	28.35
		- from newly issued shares:		20.25		
Blit alphabetical code:					
Bloomberg code:	Market and segment:	EURONEXT GROWTH MILAN -			
Reuters code:	Sector:,			

Security:	NICE FOOTWEAR		Total		of which public	of which institutional
Offer period:	...	Offered shares:	max	499 950	min - max	499 950
	18.11.2021	Greenshoe:	max	49 950	-	-
Offer price:	10.00	Requested shares:	
Bookbuilding range:-....	Allotted shares:		549 900	549 900
Minimum lot:	- of which greenshoe:		49 950	-	49 950
Placed stake:	26.8%	Capital raised (ML euro):		5.50	5.50
		- from newly issued shares:		5.50		
Blit alphabetical code:					
Bloomberg code:	Market and segment:	EURONEXT GROWTH MILAN -			
Reuters code:	Sector:,			

Security:	ALFONSINO		Total		of which public	of which institutional
Offer period:	...	Offered shares:	max	2 500 000	min - max	2 500 000
	22.11.2021	Greenshoe:	max	-	-	-
Offer price:	1.60	Requested shares:	
Bookbuilding range:-....	Allotted shares:		2 500 000	2 500 000
Minimum lot:	- of which greenshoe:		-	-	-
Placed stake:	20.0%	Capital raised (ML euro):		4.00	4.00
		- from newly issued shares:		4.00		
Blit alphabetical code:					
Bloomberg code:	Market and segment:	EURONEXT GROWTH MILAN -			
Reuters code:	Sector:,			

Security:	TAKE OFF		Total		of which public	of which institutional
Offer period:	...	Offered shares:	max	3 124 800	min - max	3 124 800
	25.11.2021	Greenshoe:	max	-	-	-
Offer price:	4.00	Requested shares:	
Bookbuilding range:-....	Allotted shares:		3 124 800	3 124 800
Minimum lot:	- of which greenshoe:		-	-	-
Placed stake:	20.0%	Capital raised (ML euro):		12.50	12.50
		- from newly issued shares:		12.50		
Blit alphabetical code:					
Bloomberg code:	Market and segment:	EURONEXT GROWTH MILAN -			
Reuters code:	Sector:,			

Security:	ARISTON HOLDING		Total		of which public	of which institutional
Offer period:	...	Offered shares:	max	78 268 292	min - max	78 268 292
	18.11.2021 24.11.2021	Greenshoe:	max	-	-	-
Offer price:	10.25	Requested shares:	
Bookbuilding range:-....	Allotted shares:		78 268 292	78 268 292
Minimum lot:	- of which greenshoe:		-	-	-
Placed stake:	75.1%	Capital raised (ML euro):		802.25	802.25
		- from newly issued shares:		300.00		
Blit alphabetical code:					
Bloomberg code:	Market and segment:	EURONEXT MILAN -			
Reuters code:	Sector:,			

RIGHT ISSUES

N° MKT	SEGM	SECURITIES	OPTION RIGHTS TRADING PERIOD		OFFER PRICE	OFFERED SHARES	ISSUE RATE	UNEXERCISED PREEMPTIVE RIGHTS (%)	ALLOTTED SHARES	CAPITAL RAISED (eur m)
			FROM	TO						
3	EXM	- AEDES ORD	22.02.2021	11.03.2021	0.19	228 121 590	46 ord / 7 ord	19.2%	205 641 574	39.07
4	EXM	- PININFARINA ORD	31.05.2021	21.06.2021	0.96	27 135 585	1 ord / 2 ord	10.2%	24 386 708	23.41
5	EGM	- SOSTRAVEL.COM ORD	07.06.2021	23.06.2021	1.00	1 196 245	1 ord / 5 ord	5.6%	1 196 245	1.20
	EGM	- SOSTRAVEL.COM WAR	07.06.2021	23.06.2021	-	11 962 450	10 : 1 new share	5.6%	11 962 450	-
6	EGM	- TRAWELL CO ORD	07.06.2021	23.06.2021	1.00	1 859 925	3 ord / 1 ord	2.2%	1 859 925	1.86
	EGM	- TRAWELL CO WAR	07.06.2021	23.06.2021	-	3 719 850	2 : 1 new share	2.2%	3 719 850	-
7	EXM	- AUTOGRILL ORD	14.06.2021	29.06.2021	4.59	130 633 542	13 ord / 25 ord	0.8%	130 633 542	599.61
8	EGM	- CLEANBNB ORD	28.06.2021	16.07.2021	1.20	1 657 330	5 ord / 21 ord	11.4%	1 655 915	1.99
9	EGM	- UCAPITAL24 ORD	05.07.2021	22.07.2021	1.26	634 920	3 ord / 20 ord	61.1%	634 920	0.80
	EGM	- UCAPITAL24 WAR	05.07.2021	22.07.2021	-	634 920	1 : 1 new share	61.1%	634 920	-
10	EXM	- OVS ORD	12.07.2021	26.07.2021	1.25	63 923 470	13 ord / 46 ord	3.4%	63 923 470	79.90
11	EGM	- DIGITAL MAGICS ORD	27.09.2021	15.10.2021	3.65	2 181 438	2 ord / 7 ord	15.0%	2 181 438	7.96
12	EGM	- ASKOLL EVA ORD	04.10.2021	21.10.2021	1.13	6 875 955	5 ord / 14 ord	34.6%	5 842 305	6.60
13	EXM	- SAFILO GROUP ORD	11.10.2021	28.10.2021	0.979	137 851 923	1 ord / 2 ord	0.6%	137 851 923	134.96

The right issues by Juventus Football Club, SG Company are currently underway

SCRIP RIGHT ISSUES

N° MKT	SECURITIES	EFFECTIVE DATE	NOMINAL VALUE		ISSUE RATE	SHARES OFFERED (number)	SHARES AFTER THE ISSUE	VALUE (eur m)
			BEFORE	AFTER				
EGM	WEBSOLUTE	05.10.2020	0.02	0.02	1:10	864 895	9 513 845	0.02
EGM	RENERGETICA	16.11.2020	0.1368	0.1368	1:10	735 098	8 086 098	0.10

TOTAL MONEY RAISED (eur m)

	NUMBER	SECURITIES			MONEY RAISED	INVESTORS			
		NEWLY ISSUED	SOLD			SHARE-HOLDERS	PUBLIC	EMPLOYEES	INSTIT. INVESTORS
YEAR 2021 - TOTAL FROM CAPITAL INCREASE	13	907.6	-	907.6	907.6	-	-	-	-
Euronext Milan	5	877.0	-	877.0	877.0	-	-	-	-
- of which Star	-	-	-	-	-	-	-	-	-
Euronext MIV Milan*	-	-	-	-	-	-	-	-	-
Euronext Growth Milan	8	30.6	-	30.6	30.6	-	-	-	-
YEAR 2021 TOTAL FROM OPVS (excluding closed-end funds)	37	1 199.3	971.3	2 170.6	-	-	-	2 170.6	-
Euronext Milan	5	559.4	898.6	1 458.0	-	-	-	1 458.0	-
- of which Star	1	100.1	39.7	139.8	-	-	-	139.8	-
Euronext MIV Milan*	-	-	-	-	-	-	-	-	-
Euronext Growth Milan	32	639.9	72.7	712.6	-	-	-	712.6	-
TOTAL IPO AND SPO	37	1 199.3	971.3	2 170.6	-	-	-	2 170.6	-
Euronext Milan	7	317.5	502.6	820.1	2.4	-	-	817.7	-
- of which Star	1	2.5	0.4	2.9	-	-	-	2.9	-
Euronext MIV Milan*	-	-	-	-	-	-	-	-	-
Euronext Growth Milan	29	762.0	468.0	1 230.1	7.8	-	-	1 222.3	-
TOTAL YEAR 2021 (excluding closed-end funds)	50	2 106.9	971.3	3 078.2	907.6	-	-	2 170.6	-

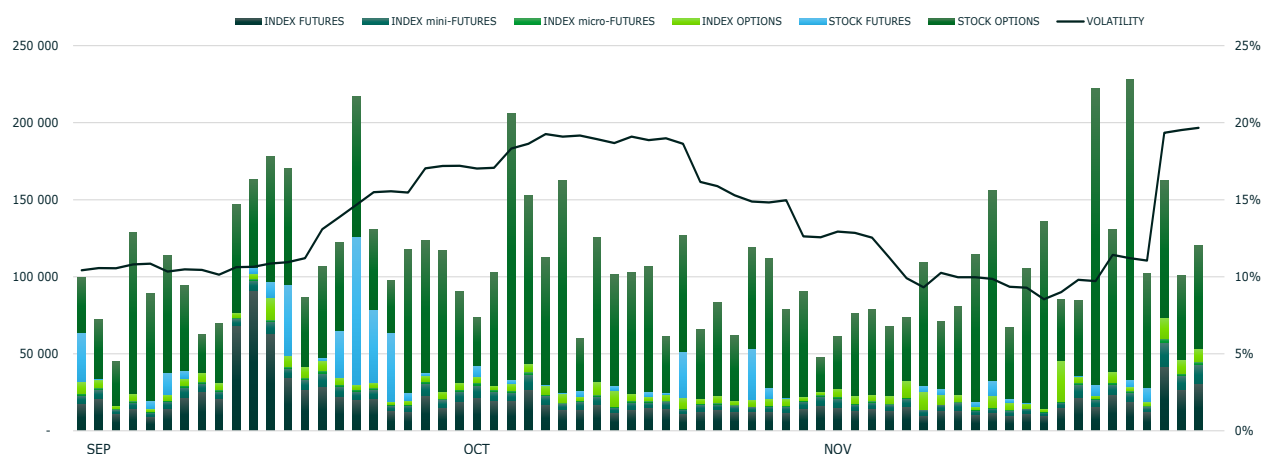
TAKEOVER BIDS

N° BIDDER	OFFER TYPE	TARGET SHARES	OFFER PERIOD		PRICE (eur)	SHARES		STAKE OWNED AFTER OFFER	TURNOVER (eur m)
			FROM	TO		REQUESTED	BOUGHT		
1	MANDATORY	NOVA RE	14.12.2020	22.01.2021	2.36	10 974 349	9 348 018	84.89%	22.06
2	MANDATORY	IMA	14.12.2020	14.01.2021	68.00	13 920 441	10 971 409	98.19%	746.06
3	MANDATORY	TECHEDGE	28.12.2020	22.01.2021	5.40	11 570 926	10 958 241	97.62%	59.17
4	VOLUNTARY	CFT	08.02.2021	12.03.2021	4.60	16 026 357	14 864 713	92.75%	68.38
5	VOLUNTARY	CREDITO VALTELLINESE	30.03.2021	21.04.2021	12.50	68 428 903	62 232 666	91.17%	777.91
6	VOLUNTARY	ASTM	13.04.2021	10.05.2021	28.00	66 937 880	59 662 202	95.54%	1 670.54
7	MANDATORY	ELETTRA INVESTIMENTI	03.05.2021	21.05.2021	10.60	257 574	152 162	97.26%	1.61
	VOLUNTARY	WARR ELETTRA INVESTIMENTI 2015-2021	03.05.2021	21.05.2021	1.06	183 033	143 860	98.94%	0.15
8	VOLUNTARY	PANARIAGROUP INDUSTRIE CERAMICHE	10.05.2021	07.06.2021	2.00	11 389 406	5 952 693	95.22%	11.91
9	MANDATORY	GUALA CLOSURES	18.05.2021	07.06.2021	8.20	36 534 714	30 999 792	94.93%	254.20
10	VOLUNTARY	CARRARO	17.05.2021	05.07.2021	2.55	21 331 916	11 063 843	95.28%	28.21
11	MANDATORY	EUKEDOS	21.06.2021	09.07.2021	1.17	5 906 743	4 240 251	92.67%	4.96
12	MANDATORY	AMM	23.06.2021	13.07.2021	2.40	1 452 000	868 500	96.59%	2.08
	VOLUNTARY	WARR AMM 2019-2022	23.06.2021	13.07.2021	0.80	146 475	104 427	71.29%	0.08
13	MANDATORY	ISAGRO	14.06.2021	02.07.2021	2.76	12 550 877	7 335 111	91.45%	20.24
14	VOLUNTARY	SICIT GROUP	14.06.2021	07.07.2021	16.80	22 477 712	19 059 525	84.79%	320.20
15	VOLUNTARY	CIR	21.06.2021	29.07.2021	0.51	156 862 745	156 862 745	14.12%	80.00
16	VOLUNTARY	CERVED GROUP	16.07.2021	09.09.2021	10.20	195 274 979	154 073 094	79.97%	1 571.55
17	VOLUNTARY	RETELIT	26.07.2021	01.10.2021	3.10	117 041 550	101 963 359	94.99%	316.09
18	MANDATORY	CDR ADVANCE CAPITAL	06.10.2021	26.10.2021	0.00	20 960 154	11 626 202	58.81%	0.04
19	VOLUNTARY	CATTOLICA ASSICURAZIONI	04/10/2021	29/10/2021	6.75	174 293 926	138 842 677	84.47%	937.19

The offers on ordinary shares of Reno De Medici and Euro Cosmetic are currently underway.

AAI Before unexercised preemptive right auction
 BEM Borsa Italiana Equity Market
 EGM Euronext Growth Milan
 EXM Euronext Milan

IDEM - DERIVATIVES TRADING



	DAYS	MONTH	TURNOVER							OPEN INTEREST (4) NUMBER OF CONTRACTS	
			TOTAL				DAILY AVERAGE				
			STANDARD CONTRACTS	TRADES NUMBER	TURNOVER (1) eur m	OTHER (2)	% TOT SHARES (3)	STANDARD CONTRACTS	TRADES NUMBER		TURNOVER eur m
INDEX FUTURES (5)	235 TOT 2021		4 692 468	3 294 148	573 501.2	-	101.1%	19 968	14 018	2 440.4	128 041
	21 OCT 2021		322 835	269 312	41 503.1	-	77.0%	15 373	12 824	1 976.3	125 503
	22 NOV 2021		368 966	303 377	49 431.4	-	78.6%	16 771	13 790	2 246.9	128 041
FTSE MIB INDEX miniFUTURES	235 TOT 2021		1 296 301	1 120 781	31 875.5	-	5.6%	5 516	4 769	135.6	12 974
	21 OCT 2021		100 242	87 387	2 597.0	-	4.8%	4 773	4 161	123.7	9 027
	22 NOV 2021		117 589	101 377	3 163.3	-	5.0%	5 345	4 608	143.8	12 974
FTSE MIB INDEX microFUTURES	235 TOT 2021		210 773	148 815	1 042.9	-	0.2%	897	633	4.4	3 376
	21 OCT 2021		18 734	13 730	96.9	-	0.2%	892	654	4.6	2 140
	22 NOV 2021		20 269	14 366	109.0	-	0.2%	921	653	5.0	3 376
FTSE MIB INDEX OPTIONS	235 TOT 2021		1 536 479	255 727	91 801.3	1 664.8	16.2%	6 538	1 088	390.6	266 831
	21 OCT 2021		96 693	20 988	5 945.1	130.6	11.0%	4 604	999	283.1	239 279
	22 NOV 2021		148 375	23 178	9 629.0	168.5	15.3%	6 744	1 054	437.7	266 831
STOCK FUTURES (6)	235 TOT 2021		1 125 819	614	3 033.8	-	0.6%	4 791	3	12.9	276 988
	21 OCT 2021		91 858	61	245.6	-	0.5%	4 374	3	11.7	260 060
	22 NOV 2021		45 111	51	157.4	-	0.3%	2 051	2	7.2	276 988
STOCK DIVIDEND FUTURES	235 TOT 2021		84 909	179	46.7	-	-	361	1	0.2	70 559
	21 OCT 2021		230	8	0.6	-	-	11	0.4	0.0	70 929
	22 NOV 2021		1 232	24	2.3	-	-	56	1.1	0.1	70 559
STOCK OPTIONS	235 TOT 2021		13 638 257	351 633	45 492.6	2 249.1	8.6%	58 035	1 496	193.6	6 196 819
	21 OCT 2021		1 521 794	30 525	5 223.7	279.5	10.5%	72 466	1 454	248.7	5 452 847
	22 NOV 2021		1 732 924	33 567	4 690.4	274.0	8.1%	78 769	1 526	213.2	6 196 819
EQUITY DERIVATIVES TOTAL	235 TOT 2021		22 585 006	5 171 897	746 794.0	3 913.9	131.6%	96 106	22 008	3 177.8	6 955 588
	21 OCT 2021		2 152 386	422 011	55 611.9	410.0	103.2%	102 495	20 096	2 648.2	6 159 785
	22 NOV 2021		2 434 466	475 940	67 182.8	442.5	107.0%	110 658	21 634	3 053.8	6 955 588
ELECTRICITY FUTURES	235 TOT 2021		-	-	-	-	-	-	-	-	15
	21 OCT 2021		-	-	-	-	-	-	-	-	30
	22 NOV 2021		-	-	-	-	-	-	-	-	15
WHEAT FUTURE	235 TOT 2021		-	-	-	-	-	-	-	-	-
	21 OCT 2021		-	-	-	-	-	-	-	-	-
	22 NOV 2021		-	-	-	-	-	-	-	-	-
IDEM TOTAL	235 TOT 2021		22 585 006	5 171 897	746 794.02	-	-	96 106	22 008	3 177.8	6 955 603
	21 OCT 2021		2 152 386	422 011	55 611.92	-	-	102 495	20 096	2 648.2	6 159 815
	22 NOV 2021		2 434 466	475 940	67 182.80	-	-	110 658	21 634	3 053.8	6 955 603

(1) The notional turnover is computed as the product of contracts number, price and index multiplier for index futures; contracts number, price and size multiplier for stock futures; contracts number, strike prices and index multiplier for index options; contracts number, price and size multiplier for stock options.

(2) Premium in euro million for options and equity derivatives total; traded MWH for electricity future, tons for wheat future.

(3) As percentage on shares turnover (total shares for Index derivatives and Idem total; shares with underlying listed on Borsa Italiana for stock futures and stock options).

(4) Gross figures for Open positions at the end of period.

(5) Includes data for FTSE MIB index futures, FTSE MIB index dividend futures and FTSE PIR PMI index futures.

(6) Includes data for European stock futures.

Additional Information:

This publication uses only electronic trading data (daily and after hours sessions).

Shares of foreign companies, which are exclusively listed on Borsa Italiana and on no other European Exchange, are considered Domestic Companies Capitalisation, included in the Domestic and in the Domestic Trading figures.

* Euronext MIV Milan figures include Investment Companies, SPAC and FIA.

There were 22 trading days in November 2021 and 21 trading days in November 2020 on Borsa Italiana.

There were 235 trading days in the period January - November 2021 and 235 trading days in the period January - November 2020.

6th Dec 2021 - 11:30

Markets Analysis

Piazza degli Affari, 6 - 20123 Milano

T. +39 02 724261 | Fax +39 02 8646 4323

e-mail: markets_analysis@borsaitaliana.it

www.borsaitaliana.it



This publication is for information purposes only and is not a recommendation to engage in investment activities. This publication is provided "as is" without representation or warranty of any kind. Whilst all reasonable care has been taken to ensure the accuracy of the content, Euronext does not guarantee its accuracy or completeness. Euronext will not be held liable for any loss or damages of any nature ensuing from using, trusting or acting on information provided. No information set out or referred to in this publication shall form the basis of any contract. The creation of rights and obligations in respect of financial products that are traded on the exchanges operated by Euronext's subsidiaries shall depend solely on the applicable rules of the market operator. All proprietary rights and interest in or connected with this publication shall vest in Euronext. No part of it may be redistributed or reproduced in any form without the prior written permission of Euronext. Euronext disclaims any duty to update this information. Euronext refers to Euronext N.V. and its affiliates. Information regarding trademarks and intellectual property rights of Euronext is located at www.euronext.com/terms-use.

© 2021, Euronext N.V. - All rights reserved