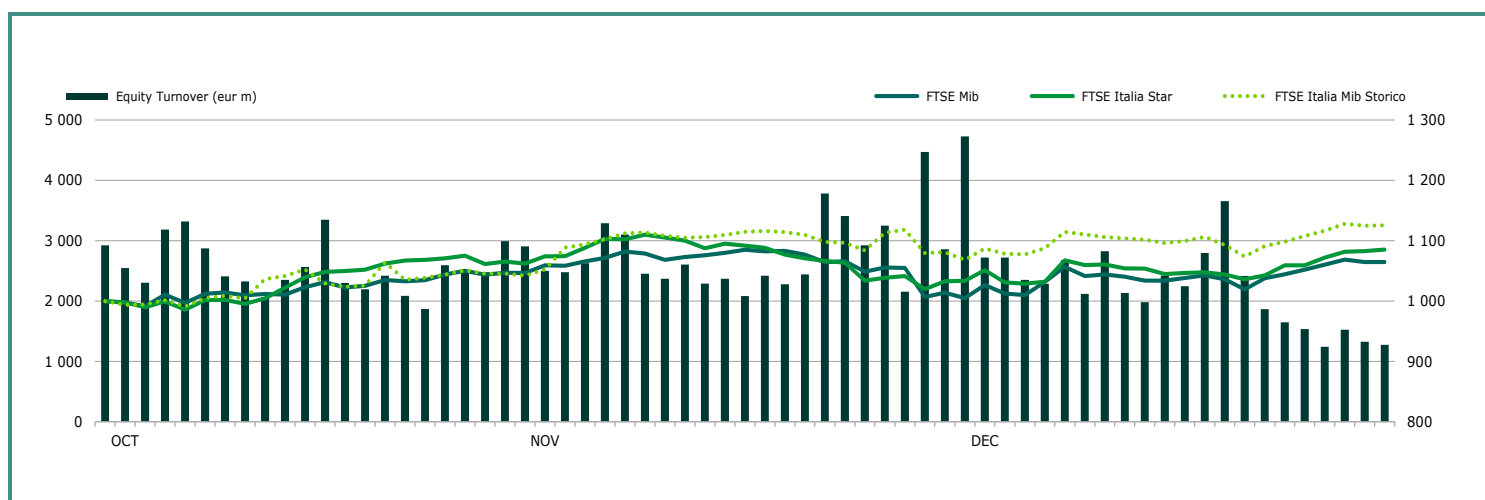


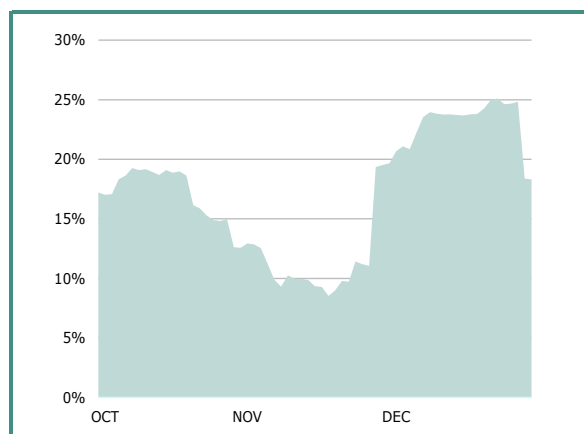
EQUITY DAILY TURNOVER AND MAIN INDICES (base = 1000 30.09.2021)



STOCK INDICES

	30 NOV 2021	30 DEC 2021	Var. % MoM	Var. % 2020 end	Volatility DEC 2021
FTSE Italia Mib Storico ▲	24 561	25 884	5.4%	27.4%	16.2%
FTSE Mib ▲	25 814	27 347	5.9%	23.0%	18.6%
FTSE Italia Star ▲	61 484	64 565	5.0%	44.7%	17.9%
FTSE Italia PIR PMI TR ▲	35 128	36 594	4.2%	34.8%	17.0%
FTSE Italia Brands ▲	21 216	21 985	3.6%	42.7%	20.4%

FTSE MIB VOLATILITY



TRADING - DAILY AVERAGE

	JAN-DEC 2020		JAN-DEC 2021		DEC 2021	
	Trades Number	Turnover eur m	Trades Number	Turnover eur m	Trades Number	Turnover eur m
Shares (*) ▲	345 268	2 372.5	329 309	2 395.2	270 034	2 180.0
Securitized Derivatives ▼	11 004	74.8	9 020	70.6	7 661	55.3
ETFplus ▼	34 790	518.1	33 343	473.0	32 325	446.6
Fixed Income ▼	15 667	807.1	11 975	621.4	9 254	407.5

(*) Indicators are related to turnover figures.

LISTING

	30 DEC 2020	30 NOV 2021	30 DEC 2021
Euronext Milan Domestic	235	230	229
of which STAR	75	74	73
Euronext Milan Foreign	3	3	3
of which STAR	1	1	1
Euronext MIV Milan *	1	1	1
Global Equity Market	87	87	87
Euronext Growth Milan	138	163	174
Listed Companies Total	464	484	494
Warrant	76	68	72
MIV Closed End Funds	12	11	11
ATFund	94	86	86
ETF	1 116	1 249	1 260
ETC\ETN	218	251	222
ETFplus Total	1 334	1 500	1 482
Securitized Derivatives	9 678	15 731	11 985
Convertibles Bonds	11	7	7
Mot - Government Bonds	152	159	158
Mot - Bonds	79	57	57
Mot - Eurobonds and ABSs	1 084	1 175	1 169
MOT Total	1 315	1 391	1 384
Extramot	814	637	638
Fixed Income Total	2 129	2 028	2 022

MOST TRADED SHARES IN THE MONTH

Shares	Mkt	Turnover eur m	% TOT
Unicredit	EXM	6 006.0	13.1%
Enel	EXM	3 724.9	8.1%
Eni	EXM	3 332.3	7.3%
Stellantis	EXM	3 277.6	7.2%
Intesa Sanpaolo	EXM	3 217.3	7.0%

BEST PERFORMANCES IN THE MONTH

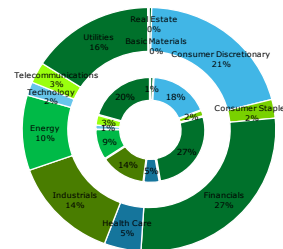
Shares	Mkt	Var. % MoM	Var % 2020 end
Conafi	EXM	96.5%	139.5%
Ucapital24	EGM	67.5%	-6.3%
Zucchi	EXM	42.1%	119.1%
Intek Group	EXM	39.4%	52.1%
Innovatec	EGM	39.1%	122.9%

Performances are computed with no-rounded official prices.
Performance is not included for shares not listed at 2020 end or unlimited suspended at December 2021 end or at 2020 end.

CAPITALISATION

Domestic Companies Capitalisation (eur m)	30 DEC 2020	30 NOV 2021	30 DEC 2021
Euronext Milan	600 448	718 760	757 647.1
of which STAR	47 885	64 227	67 689
Euronext MIV Milan *	204	201	195.3
Euronext Growth Milan	5 854	10 359	11 519
Total	606 505	729 320	769 362
Capitalisation (% GDP)			
Euronext Milan	36.4%	41.0%	43.2%
of which STAR	2.9%	3.7%	3.9%
Total	36.7%	41.6%	43.8%
Capitalisation (% Tot.)			
FTSE MIB Shares	80.6%	79.9%	80.1%

Capitalization is computed with no-rounded official prices.

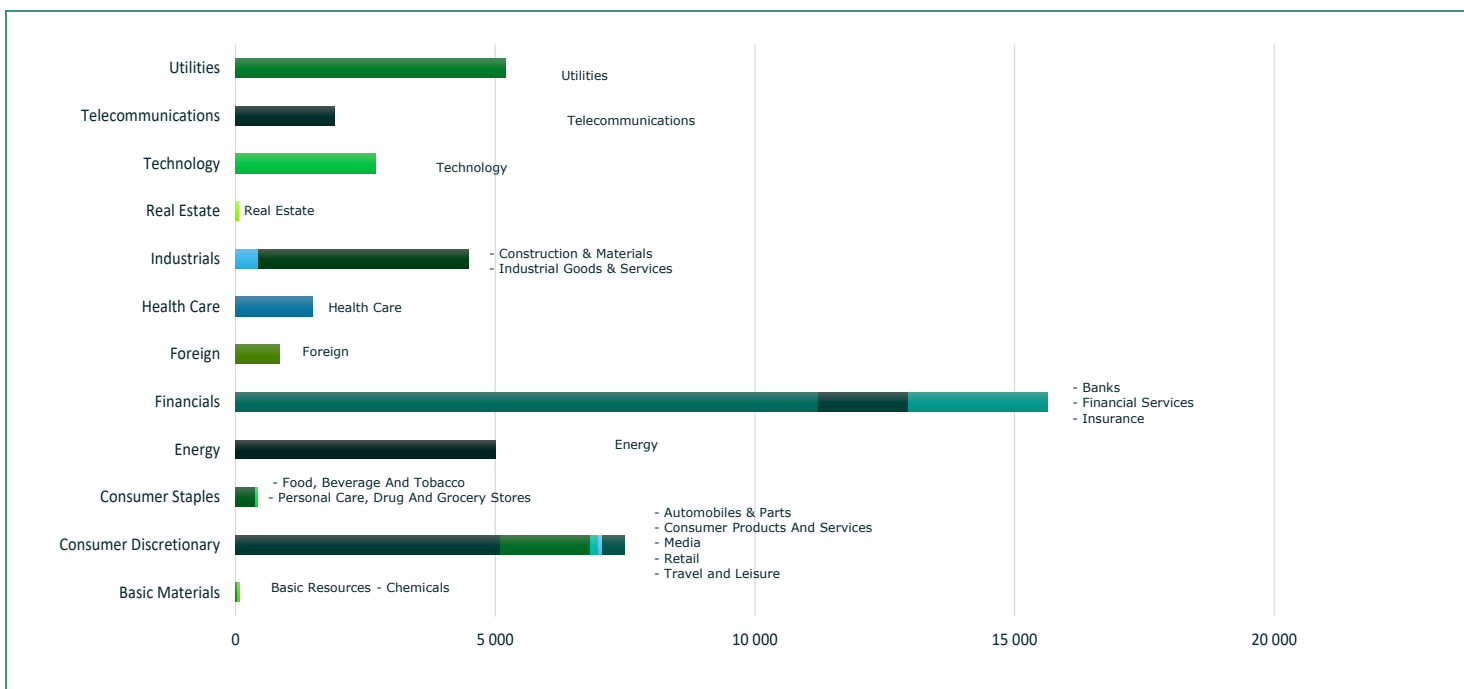


Note: internal chart: capitalisation on 30.12.2020;
external chart: capitalisation on 30.12.2021.
The new ICB classification framework is effective after the close of March 19, 2021.

TRADING

SHARES	JAN-DEC 2020		JAN-DEC 2021		DECEMBER 2021		Other Instruments	JAN-DEC 2020		JAN-DEC 2021		DECEMBER 2021	
	Trades Number	Turnover eur m	Trades Number	Turnover eur m	Trades Number	Turnover eur m		Trades Number	Turnover eur m	Trades Number	Turnover eur m	Trades Number	Turnover eur m
Euronext Milan Domestic	83 809 172	570 880.2	78 987 857	572 491.7	5 220 997	42 227.0	SeDex	2 806 048	19 066.0	2 309 169	18 083.0	160 881	1 162.3
of which STAR	7 606 208	25 429.8	8 804 459	31 081.0	606 883	2 191.6	Warrant	88 293	96.6	162 633	261.5	13 991	19.1
Euronext Milan Foreign	2 611 628	26 351.8	2 674 936	27 082.7	208 696	2 223.5	MIV Closed End Funds	28 161	106.6	20 322	60.0	2 153	9.1
of which STAR	30 936	166.6	31 559	157.9	2 271	8.6	ATFund	2 223	117.5	1 666	143.6	123	6.3
Euronext MIV Milan *	310	7.9	198	4.3	27	1.0	ETF	5 365 664	100 518.7	6 148 494	93 926.2	472 721	7 133.5
Global Equity Market	814 031	5 704.8	1 078 114	9 054.9	83 275	847.7	ETC\ETN	3 505 736	31 592.2	2 387 318	27 157.6	206 106	2 245.3
Euronext Growth Milan	808 187	2 039.8	1 561 935	4 541.6	157 711	480.2	ETFplus	8 871 400	132 110.9	8 535 812	121 083.8	678 827	9 378.8
Total	88 043 328	604 984.4	84 303 040	613 175.3	5 670 706	45 779.4	Convertible Bonds	2 461	20.2	4 068	28.4	230	1.1
FTSE MIB Shares							Subscription rights	165 919	132.9	125 466	84.8	36 031	14.4
% Shares Total	75.1%	88.4%	71.9%	86.1%	70.0%	86.7%	Mot - Government Bonds	3 268 319	192 773.9	2 501 573	148 938.2	151 218	7 979.5
							Mot - Bonds	150 492	2 104.4	82 607	1 295.0	4 535	73.6
							Mot - Eurobonds and ABS	500 438	8 442.6	475 498	8 474.1	38 251	484.2
							ExtraMOT	75 788	2 496.5	5 954	383.3	333	20.3
							Fixed Income Total	3 995 037	205 817.4	3 065 632	159 090.6	194 337	8 557.6

INDUSTRY/SUPERSECTOR TURNOVER (eur m)



NEW LISTINGS

RECENT EVENTS

ISSUER	MKT	SEGM	SHARES	FIRST TRADING DAY	EVENT	1st DAY CAPITALISATION (eur m)	LISTING SPONSOR (EURONEXT GROWTH ADVISOR for EGM)
Datrix	EGM	...	0	03.12.2021	IPO	40.60	Alantra Capital Markets S.V. S.A.U. – Succursale Italiana
International Care Company	EGM	...	0	08.12.2021	IPO	13.70	Integrae SIM
Svas Biosana	EGM	...	0	09.12.2021	IPO	80.68	Banca Profilo
Mfe A	EXM	...	0	13.12.2021	Attribution of shares to MFE B shareholders	1 216.06	...
S.I.F. Italia	EGM	...	0	16.12.2021	IPO	18.30	Banca Finnat Euramerica
Sababa Security	EGM	...	0	17.12.2021	IPO	25.71	CFQ SIM
Estrima	EGM	...	0	20.12.2021	IPO	14.55	Equita SIM
Lindbergh	EGM	...	0	20.12.2021	IPO	15.91	Integrae SIM
Homizy	EGM	Professional	0	21.12.2021	IPO	50.97	Bestinver SV S.A. – Succursale Italiana
Directa Sim	EGM	...	0	22.12.2021	IPO	57.20	EnVent Capital Markets
Iscc Fintech	EGM	...	0	22.12.2021	IPO	80.95	Integrae SIM
Star7	EGM	...	0	23.12.2021	IPO	63.22	Alantra Capital Markets S.V. S.A.U. – Succursale Italiana
Finanza.tech	EGM	...	0	29.12.2021	IPO	23.25	Integrae SIM

NEWLY ADMITTED COMPANIES (THROUGH IPoS, SPoS AND INSTITUTIONAL PLACINGS)

Security:	HOMIZY		Total		of which public	of which institutional
Offer period:	Offered shares:	max	1 860 000	min - max	1 860 000
	21.12.2021	Greenshoe:	max	-	-	-
Offer price:	5.40	Requested shares:
Bookbuilding range:-....	Allotted shares:	1 860 000	1 860 000
Minimum lot:	- of which greenshoe:	-	-	-
Placed stake:	18.2%	Capital raised (ML euro):	10.04	10.04
		- from newly issued shares:	10.04		
Blt alphabetical code:					
Bloomberg code:	Market and segment:	EURONEXT GROWTH MILAN - Professional		
Reuters code:	Sector:		

Security:	DIRECTA SIM		Total		of which public	of which institutional
Offer period:	Offered shares:	max	2 250 000	min - max	2 250 000
	22.12.2021	Greenshoe:	max	-	-	-
Offer price:	3.00	Requested shares:
Bookbuilding range:-....	Allotted shares:	2 250 000	2 250 000
Minimum lot:	- of which greenshoe:	-	-	-
Placed stake:	13.6%	Capital raised (ML euro):	6.75	6.75
		- from newly issued shares:	4.50		
Blt alphabetical code:					
Bloomberg code:	Market and segment:	EURONEXT GROWTH MILAN -		
Reuters code:	Sector:		

Security:	ISCC FINTECH		Total		of which public	of which institutional
Offer period:	Offered shares:	max	2 900 000	min - max	2 900 000
	22.12.2021	Greenshoe:	max	300 000	-	-
Offer price:	5.00	Requested shares:
Bookbuilding range:-....	Allotted shares:	2 900 000	2 900 000
Minimum lot:	- of which greenshoe:	-	-	-
Placed stake:	22.5%	Capital raised (ML euro):	14.50	14.50
		- from newly issued shares:	14.50		
Blt alphabetical code:					
Bloomberg code:	Market and segment:	EURONEXT GROWTH MILAN -		
Reuters code:	Sector:		

Security:	STAR7		Total		of which public	of which institutional
Offer period:	Offered shares:	max	1 820 000	min - max	1 820 000
	23.12.2021	Greenshoe:	max	-	-	-
Offer price:	8.25	Requested shares:
Bookbuilding range:-....	Allotted shares:	1 820 000	1 820 000
Minimum lot:	- of which greenshoe:	-	-	-
Placed stake:	25.2%	Capital raised (ML euro):	15.02	15.02
		- from newly issued shares:	8.83		
Blt alphabetical code:					
Bloomberg code:	Market and segment:	EURONEXT GROWTH MILAN -		
Reuters code:	Sector:		

Security:	FINANZA.TECH		Total		of which public	of which institutional
Offer period:	Offered shares:	max	2 915 000	min - max	2 915 000
	29.12.2021	Greenshoe:	max	417 000	-	-
Offer price:	1.20	Requested shares:
Bookbuilding range:-....	Allotted shares:	2 915 000	2 915 000
Minimum lot:	- of which greenshoe:	-	-	-
Placed stake:	22.6%	Capital raised (ML euro):	3.50	3.50
		- from newly issued shares:	3.50		
Blt alphabetical code:					
Bloomberg code:	Market and segment:	EURONEXT GROWTH MILAN -		
Reuters code:	Sector:		

RIGHT ISSUES

N° MKT	SEGM	SECURITIES	OPTION RIGHTS TRADING PERIOD		OFFER PRICE	OFFERED SHARES	ISSUE RATE	UNEXERCISED PREEMPTIVE RIGHTS (%)	ALLOTTED SHARES	CAPITAL RAISED (eur m)
			FROM	TO						
6	EGM	- TRAWELL CO ORD	07.06.2021	23.06.2021	1.00	1 859 925	3 ord / 1 ord	2.2%	1 859 925	1.86
	EGM	- TRAWELL CO WAR	07.06.2021	23.06.2021	-	3 719 850	2 : 1 new share	2.2%	3 719 850	-
7	EXM	- AUTOGRILL ORD	14.06.2021	29.06.2021	4.59	130 633 542	13 ord / 25 ord	0.8%	130 633 542	599.61
8	EGM	- CLEANBNB ORD	28.06.2021	16.07.2021	1.20	1 657 330	5 ord / 21 ord	11.4%	1 655 915	1.99
9	EGM	- UCAPITAL24 ORD	05.07.2021	22.07.2021	1.26	634 920	3 ord / 20 ord	61.1%	634 920	0.80
	EGM	- UCAPITAL24 WAR	05.07.2021	22.07.2021	-	634 920	1 : 1 new share	61.1%	634 920	-
10	EXM	- OVS ORD	12.07.2021	26.07.2021	1.25	63 923 470	13 ord / 46 ord	3.4%	63 923 470	79.90
11	EGM	- DIGITAL MAGICS ORD	27.09.2021	15.10.2021	3.65	2 181 438	2 ord / 7 ord	15.0%	2 181 438	7.96
12	EGM	- ASKOLL EVA ORD	04.10.2021	21.10.2021	1.13	6 875 955	5 ord / 14 ord	34.6%	5 842 305	6.60
13	EXM	- SAFILO GROUP ORD	11.10.2021	28.10.2021	0.98	137 851 923	1 ord / 2 ord	0.6%	137 851 923	134.96
14	EXM	- JUVENTUS FOOTBALL CLUB ORD	29.11.2021	16.12.2021	0.33	###	9 ord / 10 ord	8.2%	#####	399.87
15	EGM	- SG COMPANY ORD	29.11.2021	16.12.2021	0.20	6 172 544	1 ord / 4 ord	2.2%	6 172 544	1.23
	EGM	- SG COMPANY WAR	29.11.2021	16.12.2021	-	6 172 544	1 : 1 new share	2.2%	6 172 544	-
16	EXM	- BANCA INTERMOBILIARE ORD	06.12.2021	20.12.2021	0.03	683 613 315	5 ord / 12 ord	2.5%	683 613 315	22.97

The right issue by CSP International is currently underway

SCRIP RIGHT ISSUES

N° MKT	SECURITIES	EFFECTIVE DATE	NOMINAL VALUE		ISSUE RATE	SHARES OFFERED (number)	SHARES AFTER THE ISSUE	VALUE (eur m)
			BEFORE	AFTER				
EGM	WEBSOLUTE	05.10.2020	0.02	0.02	1:10	864 895	9 513 845	0.02
EGM	RENERGETICA	16.11.2020	0.1368	0.1368	1:10	735 098	8 086 098	0.10

TOTAL MONEY RAISED (eur m)

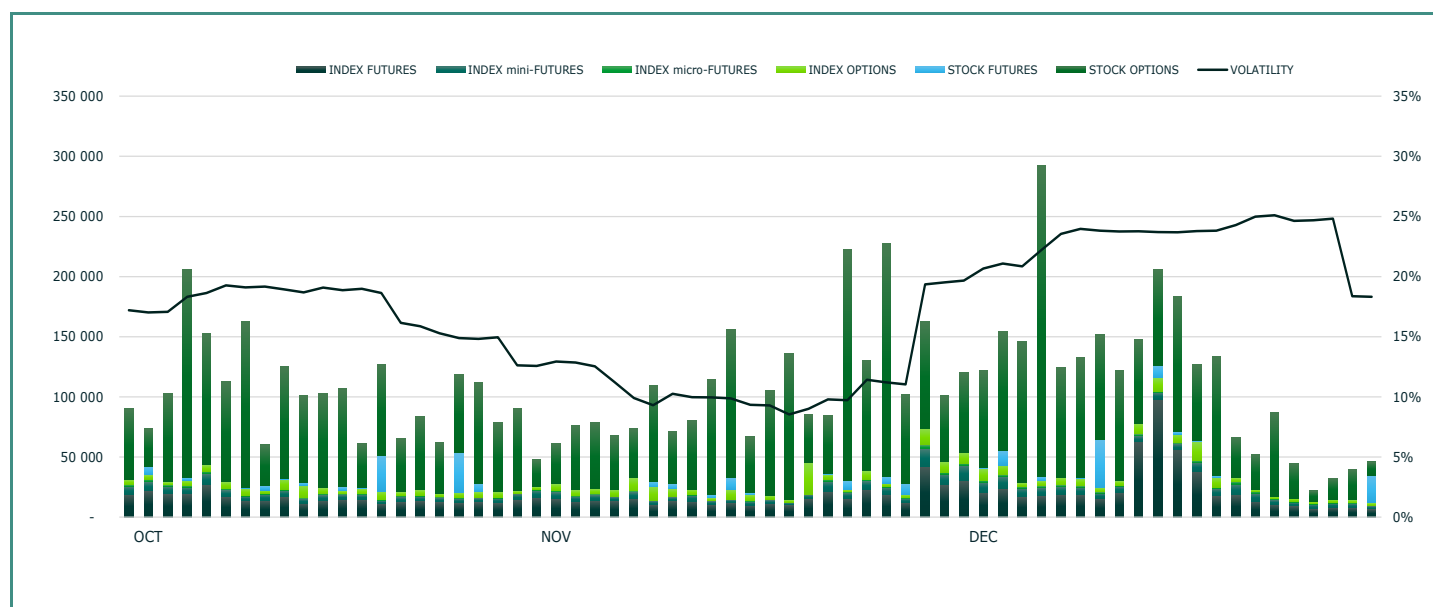
	NUMBER	SECURITIES		MONEY RAISED	SHARE-HOLDERS	INVESTORS			OTHER
		NEWLY ISSUED	SOLD			PUBLIC	EMPLOYEES	INSTIT. INVESTORS	
YEAR 2021 - TOTAL FROM CAPITAL INCREASE	16	1 331.6	-	1 331.6	1 331.6	-	-	-	-
Euronext Milan	7	1 299.8	-	1 299.8	1 299.8	-	-	-	-
- of which Star	-	-	-	-	-	-	-	-	-
Euronext MIV Milan*	-	-	-	-	-	-	-	-	-
Euronext Growth Milan	9	31.8	-	31.8	31.8	-	-	-	-
YEAR 2021 TOTAL FROM OPVS (excluding closed-end fund	49	1 307.8	1 027.7	2 335.5	-	-	-	2 335.5	-
Euronext Milan	5	559.4	938.8	1 498.3	-	-	-	1 498.3	-
- of which Star	1	100.1	39.7	139.8	-	-	-	139.8	-
Euronext MIV Milan*	-	-	-	-	-	-	-	-	-
Euronext Growth Milan	44	748.4	88.9	837.3	-	-	-	837.3	-
TOTAL IPO AND SPO	49	1 307.8	1 027.7	2 335.5	-	-	-	2 335.5	-
Euronext Milan	5	559.4	938.8	1 498.3	-	-	-	1 498.3	-
- of which Star	1	100.1	39.7	139.8	-	-	-	139.8	-
Euronext MIV Milan*	-	-	-	-	-	-	-	-	-
Euronext Growth Milan	44	748.4	88.9	837.3	-	-	-	837.3	-
TOTAL YEAR 2021 (excluding closed-end funds)	65	2 639.4	1 027.7	3 667.2	1 331.6	-	-	2 335.5	-

TAKEOVER BIDS

N° BIDDER	OFFER TYPE	TARGET SHARES	OFFER PERIOD		PRICE (eur)	SHARES		STAKE OWNED AFTER OFFER	TURNOVER (eur m)
			FROM	TO		REQUESTED	BOUGHT		
1 CPI PROPERTY GROUP	MANDATORY	NOVA RE	14.12.2020	22.01.2021	2.36	10 974 349	9 348 018	84.89%	22.06
2 IMA BidCo	MANDATORY	IMA	14.12.2020	14.01.2021	68.00	13 920 441	10 971 409	98.19%	746.06
3 TEMISTOCLE	MANDATORY	TECHEDGE	28.12.2020	22.01.2021	5.40	11 570 926	10 958 241	97.62%	59.17
4 ATS AUTOMATION HOLDING	VOLUNTARY	CFT	08.02.2021	12.03.2021	4.60	16 026 357	14 864 713	92.75%	68.38
5 CREDIT AGRICOLE	VOLUNTARY	CREDITO VALTELLINESE	30.03.2021	21.04.2021	12.50	68 428 903	62 232 666	91.17%	777.91
6 NAF 2	VOLUNTARY	ASTM	13.04.2021	10.05.2021	28.00	66 937 880	59 662 202	95.54%	1 670.54
7 ORIZZONTE UNO SRL	MANDATORY	ELETTRA INVESTIMENTI	03.05.2021	21.05.2021	10.60	257 574	152 162	97.26%	1.61
ORIZZONTE UNO SRL	VOLUNTARY	WARR ELETTRA INVESTIMENTI 2015-2021	03.05.2021	21.05.2021	1.06	183 033	143 860	98.94%	0.15
8 FINPANARIA SPA	VOLUNTARY	PANARIAGROUP INDUSTRIE CERAMICHE	10.05.2021	07.06.2021	2.00	11 389 406	5 952 693	95.22%	11.91
9 SPECIAL PACKAGING SOLUTIONS INVESTMENTS	MANDATORY	GUALA CLOSURES	18.05.2021	07.06.2021	8.20	36 534 714	30 999 792	94.93%	254.20
10 FLY SRL	VOLUNTARY	CARRARO	17.05.2021	05.07.2021	2.55	21 331 916	11 063 843	95.28%	28.21
11 LA VILLA SPA	MANDATORY	EUKEDOS	21.06.2021	09.07.2021	1.17	5 906 743	4 240 251	92.67%	4.96
12 LINK MOBILITY GROUP	MANDATORY	AMM	23.06.2021	13.07.2021	2.40	1 452 000	868 500	96.59%	2.08
LINK MOBILITY GROUP	VOLUNTARY	WARR AMM 2019-2022	23.06.2021	13.07.2021	0.80	146 475	104 427	71.29%	0.08
13 CROP DEMETRA LIMITED	MANDATORY	ISAGRO	14.06.2021	02.07.2021	2.76	12 550 877	7 335 111	91.45%	20.24
14 CIRCULAR BIDCO	VOLUNTARY	SICIT GROUP	14.06.2021	07.07.2021	16.80	22 477 712	19 059 525	84.79%	320.20
15 COMPAGNIE INDUSTRIALI RIUNITE	VOLUNTARY	CIR	21.06.2021	29.07.2021	0.51	156 862 745	156 862 745	14.12%	80.00
16 CASTOR BIDCO	VOLUNTARY	CERVED GROUP	16.07.2021	09.09.2021	10.20	195 274 979	154 073 094	79.97%	1 571.55
17 MARBLES	VOLUNTARY	RETELIT	26.07.2021	01.10.2021	3.10	117 041 550	101 963 359	94.99%	316.09
18 BICE	MANDATORY	CDR ADVANCE CAPITAL	06.10.2021	26.10.2021	0.00	20 960 154	11 626 202	58.81%	0.04
19 GENERALI ASSICURAZIONI	VOLUNTARY	CATTOLICA ASSICURAZIONI	04/10/2021	29/10/2021	6.75	174 293 926	138 842 677	84.47%	937.19
20 RIMINI BIDCO SPA	MANDATORY	RENO DE MEDICI	22/11/2021	17/12/2021	1.45	99 886 043	53 811 275	95.10%	78.03
21 FINE FOODS & PHARMACEUTICALS NTM	MANDATORY	EURO COSMETIC	29/11/2021	17/12/2021	8.60	1 187 600	1 008 000	99.40%	8.67

AAI Before unexercised preemptive right auction
 BEM Borsa Italiana Equity Market
 EGM Euronext Growth Milan
 EXM Euronext Milan

IDEM - DERIVATIVES TRADING



	DAYS	MONTH	TURNOVER							OPEN INTEREST (4) NUMBER OF CONTRACTS	
			TOTAL				DAILY AVERAGE				
			STANDARD CONTRACTS	TRADES NUMBER	TURNOVER (1) eur m	OTHER (2)	% TOT SHARES (3)	STANDARD CONTRACTS	TRADES NUMBER		TURNOVER eur m
INDEX FUTURES (5)	256	TOT 2021	5 200 637	3 571 629	640 920.6	-	104.5%	20 315	13 952	2 503.6	91 760
		22 NOV 2021	368 966	303 377	49 431.4	-	78.6%	16 771	13 790	2 246.9	128 041
		21 DEC 2021	508 169	277 481	67 419.4	-	147.3%	24 199	13 213	3 210.4	91 760
FTSE MIB INDEX miniFUTURES	256	TOT 2021	1 415 677	1 224 513	35 043.2	-	5.7%	5 530	4 783	136.9	5 688
		22 NOV 2021	117 589	101 377	3 163.3	-	5.0%	5 345	4 608	143.8	12 974
		21 DEC 2021	119 376	103 732	3 167.6	-	6.9%	5 685	4 940	150.8	5 688
FTSE MIB INDEX microFUTURES	256	TOT 2021	233 872	165 893	1 165.5	-	0.2%	914	648	4.6	1 776
		22 NOV 2021	20 269	14 366	109.0	-	0.2%	921	653	5.0	3 376
		21 DEC 2021	23 099	17 078	122.6	-	0.3%	1 100	813	5.8	1 776
FTSE MIB INDEX OPTIONS	256	TOT 2021	1 650 789	278 979	99 133.4	1 805.2	16.2%	6 448	1 090	387.2	153 791
		22 NOV 2021	148 375	23 178	9 629.0	168.5	15.3%	6 744	1 054	437.7	266 831
		21 DEC 2021	114 310	23 252	7 332.1	140.4	16.0%	5 443	1 107	349.1	153 791
STOCK FUTURES (6)	256	TOT 2021	1 220 887	668	3 274.5	-	0.6%	4 769	3	12.8	108 596
		22 NOV 2021	45 111	51	157.4	-	0.3%	2 051	2	7.2	276 988
		21 DEC 2021	95 068	54	240.7	-	0.6%	4 527	3	11.5	108 596
STOCK DIVIDEND FUTURES	256	TOT 2021	84 954	184	46.9	-	-	332	1	0.2	16 228
		22 NOV 2021	1 232	24	2.3	-	-	56	1.1	0.1	70 559
		21 DEC 2021	45	5	0.2	-	-	2	0.2	0.0	16 228
STOCK OPTIONS	256	TOT 2021	15 213 345	380 461	49 878.4	2 444.9	8.8%	59 427	1 486	194.8	4 571 995
		22 NOV 2021	1 732 924	33 567	4 690.4	274.0	8.1%	78 769	1 526	213.2	6 196 819
		21 DEC 2021	1 575 088	28 828	4 385.9	195.9	10.3%	75 004	1 373	208.9	4 571 995
EQUITY DERIVATIVES TOTAL	256	TOT 2021	25 020 161	5 622 327	829 462.6	4 250.1	135.3%	97 735	21 962	3 240.1	4 949 834
		22 NOV 2021	2 434 466	475 940	67 182.8	442.5	107.0%	110 658	21 634	3 053.8	6 955 588
		21 DEC 2021	2 435 155	450 430	82 668.6	336.2	180.6%	115 960	21 449	3 936.6	4 949 834
ELECTRICITY FUTURES	256	TOT 2021	-	-	-	-	-	-	-	-	-
		22 NOV 2021	-	-	-	-	-	-	-	-	15
		21 DEC 2021	-	-	-	-	-	-	-	-	-
WHEAT FUTURE	256	TOT 2021	-	-	-	-	-	-	-	-	-
		22 NOV 2021	-	-	-	-	-	-	-	-	-
		21 DEC 2021	-	-	-	-	-	-	-	-	-
IDEM TOTAL	256	TOT 2021	25 020 161	5 622 327	829 462.61	-	-	97 735	21 962	3 240.1	4 949 834
		22 NOV 2021	2 434 466	475 940	67 182.80	-	-	110 658	21 634	3 053.8	6 955 603
		21 DEC 2021	2 435 155	450 430	82 668.59	-	-	115 960	21 449	3 936.6	4 949 834

(1) The notional turnover is computed as the product of contracts number, price and index multiplier for index futures; contracts number, price and size multiplier for stock futures; contracts number, strike prices and index multiplier for index options; contracts number, price and size multiplier for stock options.

(2) Premium in euro million for options and equity derivatives total; traded MWH for electricity future, tons for wheat future.

(3) As percentage on shares turnover (total shares for Index derivatives and Idem total; shares with underlying listed on Borsa Italiana for stock futures and stock options).

(4) Gross figures for Open positions at the end of period.

(5) Includes data for FTSE MIB index futures, FTSE MIB index dividend futures and FTSE PIR PMI index futures.

(6) Includes data for European stock futures.

Additional Information:

This publication uses only electronic trading data (daily and after hours sessions).

Shares of foreign companies, which are exclusively listed on Borsa Italiana and on no other European Exchange, are considered Domestic Companies Capitalisation, included in the Domestic and in the Domestic Trading figures.

* Euronext MIV Milan figures include Investment Companies, SPAC and FIA.

There were 21 trading days in December 2021 and 20 trading days in December 2020 on Borsa Italiana.

There were 256 trading days in the period January - December 2021 and 255 trading days in the period January - December 2020.

5th Jan 2022 - 14:30

Markets Analysis
Piazza degli Affari, 6 - 20123 Milano
T +39 02 724261 | Fax +39 02 8646.4323
e-mail: markets_analysis@borsaitaliana.it
www.borsaitaliana.it

This publication is for information purposes only and is not a recommendation to engage in investment activities. This publication is provided "as is" without representation or warranty of any kind. Whilst all reasonable care has been taken to ensure the accuracy of the content, Euronext does not guarantee its accuracy or completeness. Euronext will not be held liable for any loss or damages of any nature ensuing from using, trusting or acting on information provided. No information set out or referred to in this publication shall form the basis of any contract. The creation of rights and obligations in respect of financial products that are traded on the exchanges operated by Euronext's subsidiaries shall depend solely on the applicable rules of the market operator. All proprietary rights and interest in or connected with this publication shall vest in Euronext. No part of it may be redistributed or reproduced in any form without the prior written permission of Euronext. Euronext disclaims any duty to update this information. Euronext refers to Euronext N.V. and its affiliates. Information regarding trademarks and intellectual property rights of Euronext is located at www.euronext.com/terms-use.



© 2022 Euronext N.V. - All rights reserved