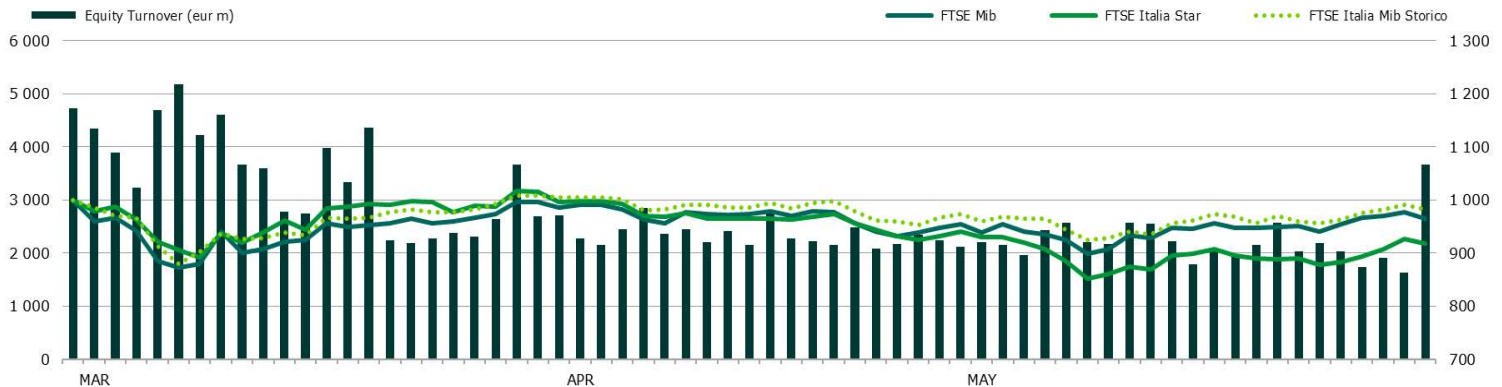


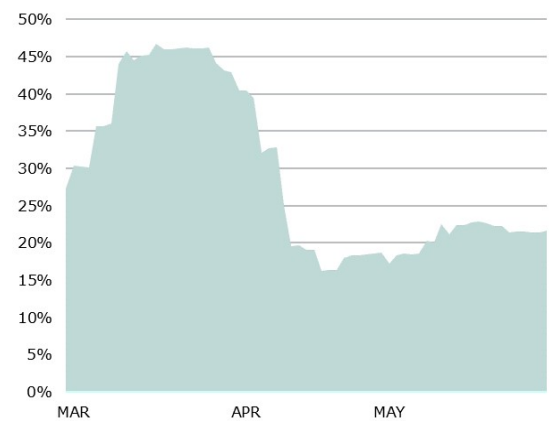
EQUITY DAILY TURNOVER AND MAIN INDICES (base = 1000 28.02.2022)



STOCK INDICES

	29 APR 2022	31 MAY 2022	Var. % MoM	Var. % 2021 end	Volatility MAY 2022
FTSE Italia Mib Storico ▲	23 147	23 347	0.9%	-9.8%	19.6%
FTSE Mib ▲	24 252	24 505	1.0%	-10.4%	21.9%
FTSE Italia Star ▼	51 732	50 458	-2.5%	-21.9%	25.4%
FTSE Italia PIR PMI TR ▲	31 978	32 643	2.1%	-10.8%	23.4%
FTSE Italia Brands ▼	18 475	18 106	-2.0%	-17.6%	30.3%

FTSE MIB VOLATILITY



TRADING - DAILY AVERAGE

	JAN-MAY 2021		JAN-MAY 2022		MAY 2022	
	Trades Number	Turnover eur m	Trades Number	Turnover eur m	Trades Number	Turnover eur m
Shares ▲	353 138	2 518.9	371 926	2 795.5	308 172	2 212.6
Securitized Derivatives ▼	9 876	71.4	9 621	63.1	7 772	47.0
ETFplus ▲	37 954	525.6	42 309	580.1	36 572	507.2
Fixed Income ▼	14 171	767.0	12 838	486.9	15 546	522.8

(*) Indicators are related to turnover figures.

LISTING

	30 DEC 2021	29 APR 2022	31 MAY 2022
Euronext Milan Domestic	229	229	226
of which STAR	73	73	71
Euronext Milan Foreign	3	3	3
of which STAR	1	1	1
Euronext MIV Milan *	1	1	1
Global Equity Market	87	87	87
Euronext Growth Milan	174	174	175
Listed Companies Total	494	494	492
Warrant	72	75	74
MIV Closed End Funds	11	10	10
ATFund	86	84	83
ETF	1 260	1 321	1 347
ETC\ETN	222	306	306
ETFplus Total	1 482	1 627	1 653
Securitized Derivatives	11 985	16 629	18 093
Convertibles Bonds	7	7	6
Mot - Government Bonds	158	161	162
Mot - Bonds	57	51	49
Mot - Eurobonds and ABSs	1 169	1 167	1 188
MOT Total	1 384	1 379	1 399
Extramot	638	611	600
Fixed Income Total	2 022	1 990	1 999

MOST TRADED SHARES IN THE MONTH

Shares	Mkt	Turnover eur m	% TOT
Unicredit	EXM	5 376.5	11.0%
Intesa Sanpaolo	EXM	4 728.7	9.7%
Stellantis	EXM	4 200.3	8.6%
Eni	EXM	3 692.7	7.6%
Enel	EXM	2 942.7	6.0%

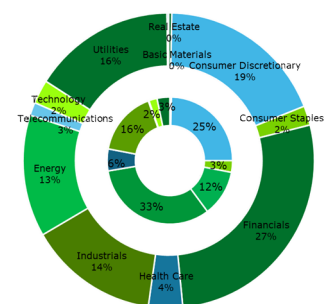
BEST PERFORMANCES IN THE MONTH

Shares	Mkt	Var. % MoM	Var % 2021 end
Casta Diva Group	EGM	88.7%	85.9%
Altea Green Power	EGM	76.2%	
Prismi	EGM	73.7%	-42.1%
Agatos	EGM	64.4%	83.7%
Imvest	EGM	57.9%	-21.8%

Performances are computed with no-rounded official prices.
Performance is not included for shares not listed at 2021 end or unlimited suspended at May 2022 end or at 2021 end.

CAPITALISATION

Domestic Companies Capitalisation (eur m)	30 DEC 2021	29 APR 2022	31 MAY 2022
Euronext Milan	757 647	678 368	679 728
of which STAR	67 689	54 754	49 509
Euronext MIV Milan *	195	197	195
Euronext Growth Milan	11 519	11 216	11 188
Total	769 362	689 781	691 110
Capitalisation (% GDP)			
Euronext Milan	42.6%	36.4%	36.5%
of which STAR	3.8%	2.9%	2.7%
Total	43.2%	37.0%	37.1%
Capitalisation (% Tot.)			
FTSE MIB Shares	80.1%	80.0%	80.5%



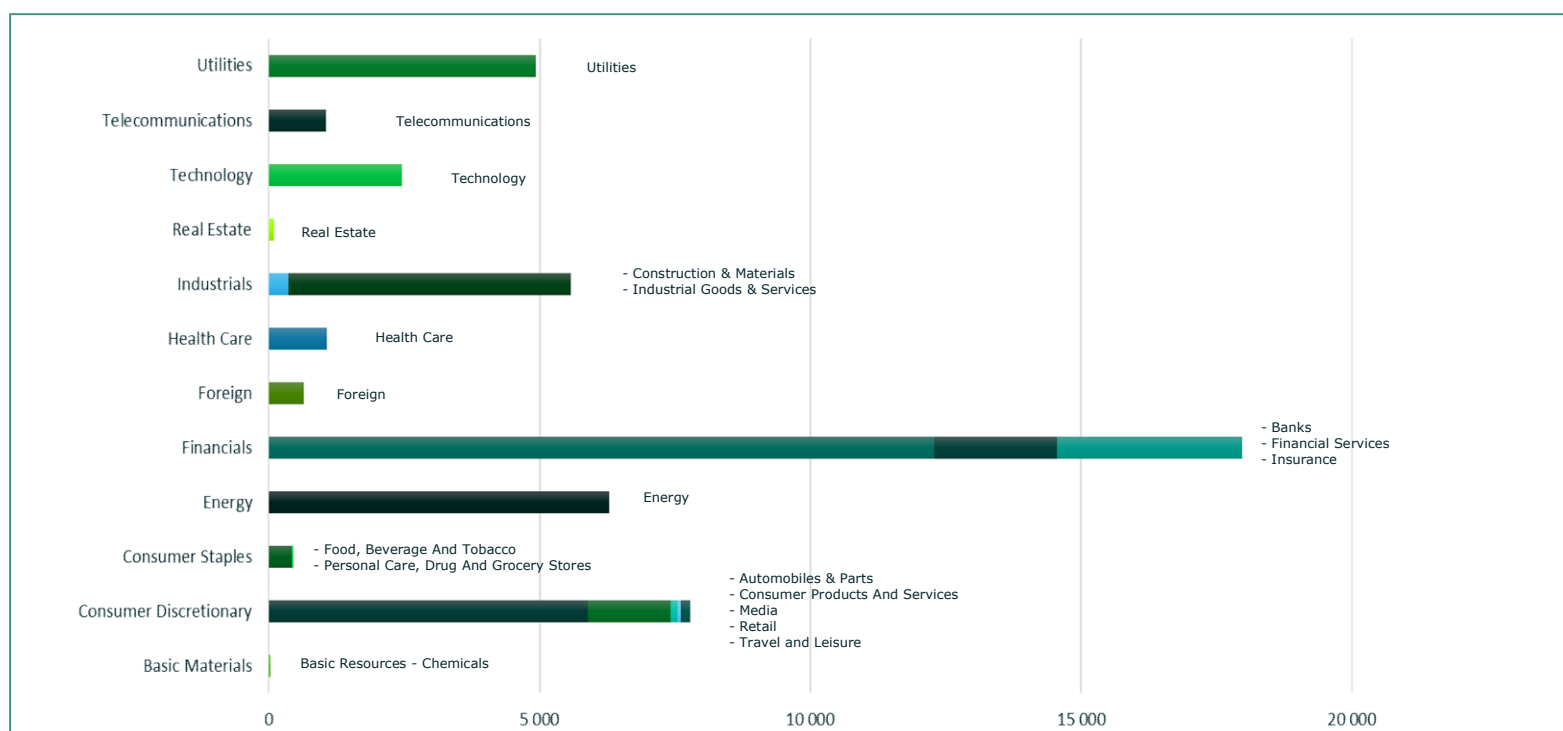
Note: internal chart: capitalisation on 30.12.2021;
external chart: capitalisation on 31.05.2022.

Capitalization is computed with no-rounded official prices.

TRADING

SHARES	JAN-MAY 2021		JAN-MAY 2022		MAY 2022		Other Instruments	JAN-MAY 2021		JAN-MAY 2022		MAY 2022	
	Trades Number	Turnover eur m	Trades Number	Turnover eur m	Trades Number	Turnover eur m		Trades Number	Turnover eur m	Trades Number	Turnover eur m	Trades Number	Turnover eur m
Euronext Milan Domestic	34 507 829	245 183.5	36 466 518	274 673.2	6 297 899	45 502.6	SeDex	1 027 118	7 422.4	1 010 161	6 625.5	170 991	1 034.9
of which STAR	3 496 232	11 634.4	3 455 747	11 738.9	598 706	1 747.6	Warrant	63 335	112.0	38 778	50.8	6 572	7.8
Euronext Milan Foreign	1 153 685	11 312.1	1 358 527	12 664.3	241 199	2 183.9	MIV Closed End Funds	9 075	23.6	7 059	24.7	1 667	5.6
of which STAR	17 306	89.9	16 492	74.0	2 880	11.9	ATFund	757	67.0	529	56.4	103	12.5
Euronext MIV Milan *	37	0.5	28	2.4	4	0.1	ETF	2 925 683	43 545.2	2 923 727	45 717.0	534 115	8 526.0
Global Equity Market	508 202	3 961.6	499 170	4 333.7	81 489	648.1	ETC/ETN	1 021 565	11 122.4	1 518 711	15 197.2	270 469	2 632.1
Euronext Growth Milan	556 649	1 506.4	727 969	1 850.7	159 199	341.9	ETFplus	3 947 248	54 667.5	4 442 438	60 914.2	804 584	11 158.0
Total	36 726 402	261 964.1	39 052 212	293 524.2	6 779 790	48 676.5	Convertible Bonds	1 915	14.1	721	5.2	147	1.7
FTSE MIB Shares							Subscription rights	8 522	2.8	2 833	4.7	1 515	2.8
% Shares Total	73.6%	87.1%	75.0%	88.8%	74.0%	88.9%	Mot - Government Bonds	1 214 124	74 956.3	1 106 202	47 515.7	293 555	10 645.3
							Mot - Bonds	41 158	667.0	26 008	337.0	5 238	72.7
							Mot - Eurobonds and ABS	215 175	3 939.4	212 751	3 115.5	42 359	734.0
							ExtraMOT	3 359	201.0	3 016	153.7	850	50.4
							Fixed Income Total	1 473 816	79 763.7	1 347 977	51 122.0	342 002	11 502.4

INDUSTRY/SUPERSECTOR TURNOVER (eur m)



NEW LISTINGS

RECENT EVENTS

ISSUER	MKT	SEGM	SHARES	FIRST TRADING DAY	EVENT	1st DAY CAPITALISATION (eur m)	LISTING SPONSOR (EURONEXT GROWTH ADVISOR for EGM)
Lindbergh	EGM	...	0	20.12.2021	IPO	15.91	Integrae SIM
Homizy	EGM	Professional	0	21.12.2021	IPO	50.97	Bestinver SV S.A. – Succursale Italiana
Directa Sim	EGM	...	0	22.12.2021	IPO	57.20	EnVent Capital Markets
Iscc Fintech	EGM	...	0	22.12.2021	IPO	80.95	Integrae SIM
Star7	EGM	...	0	23.12.2021	IPO	63.22	Alantra Capital Markets S.V. S.A.U. – Succursale Italiana
Finanza.tech	EGM	...	0	29.12.2021	IPO	23.25	Integrae SIM
Iveco Group	EXM	...	0	03.01.2022	Demerger of CNH Industrial N.V. in favour of Iveco Group N.V.	2 729.11	Intesa Sanpaolo S.p.A. Unicredit Bank AG – Succursale di Milano
Altea Green Power	EGM	...	0	01.02.2022	IPO	28.31	Integrae SIM
Technoprobe	EGM	...	0	15.02.2022	IPO	790.71	Mediobanca - Banca di Credito Finanziario
Civitanavi Systems	EXM	...	0	17.02.2022	IPO	121.87	Intermonte SIM
Rocket Sharing Company	EGM	...	0	28.02.2022	IPO	13.69	Banca Profilo
Farmacosmo	EGM	...	0	30.03.2022	IPO	81.64	Illimity Bank
Bifire	EGM	...	0	31.05.2022	IPO	64.73	Alantra Capital Markets S.V. S.A.U. – Succursale Italiana

NEWLY ADMITTED COMPANIES (THROUGH IPoS, SPoS AND INSTITUTIONAL PLACINGS)

Security:	TECHNOPROBE	Total	of which public	of which institutional	
Offer period:	Offered shares: max	113 000 000 min	- max	113 000 000
	15.02.2022	Greenshoe: max	12 000 000	-	-
Offer price:	5.70	Requested shares:
Bookbuilding range:-....	Allotted shares:	125 000 000	125 000 000
Minimum lot:	- of which greenshoe:	12 000 000	-	12 000 000
Placed stake:	100.0%	Capital raised (ML euro):	712.50	712.50
		- from newly issued shares:	142.50		
BI alphabetical code:				
Bloomberg code:	Market and segment:	EURONEXT GROWTH MILAN -		
Reuters code:	Sector:,		

Security:	CIVITANAVI SYSTEMS	Total	of which public	of which institutional	
Offer period:	02.02.2022	Offered shares: max	7 760 000 min	- max	7 760 000
	14.02.2022	Greenshoe: max	776 000	-	-
Offer price:	4.00	Requested shares:
Bookbuilding range:-....	Allotted shares:	8 434 500	8 434 500
Minimum lot:	- of which greenshoe:	674 500	-	674 500
Placed stake:	25.2%	Capital raised (ML euro):	33.74	33.74
		- from newly issued shares:	23.04		
BI alphabetical code:				
Bloomberg code:	Market and segment:	EURONEXT MILAN -		
Reuters code:	Sector:,		

Security:	ROCKET SHARING COMPANY	Total	of which public	of which institutional	
Offer period:	Offered shares: max	4 500 000 min	- max	4 500 000
	28.02.2022	Greenshoe: max	540 000	-	-
Offer price:	0.80	Requested shares:
Bookbuilding range:-....	Allotted shares:	5 040 000	5 040 000
Minimum lot:	- of which greenshoe:	540 000	-	540 000
Placed stake:	44.2%	Capital raised (ML euro):	4.03	4.03
		- from newly issued shares:	3.60		
BI alphabetical code:				
Bloomberg code:	Market and segment:	EURONEXT GROWTH MILAN -		
Reuters code:	Sector:,		

Security:	FARMACOSMO	Total	of which public	of which institutional	
Offer period:	Offered shares: max	8 888 860 min	- max	8 888 860
	30.03.2022	Greenshoe: max	1 333 320	-	-
Offer price:	2.25	Requested shares:
Bookbuilding range:-....	Allotted shares:	9 889 801	9 889 801
Minimum lot:	- of which greenshoe:	1 000 941	-	1 000 941
Placed stake:	26.6%	Capital raised (ML euro):	22.25	22.25
		- from newly issued shares:	17.00		
BI alphabetical code:				
Bloomberg code:	Market and segment:	EURONEXT GROWTH MILAN -		
Reuters code:	Sector:,		

Security:	BIFIRE	Total	of which public	of which institutional	
Offer period:	Offered shares: max	2 725 000 min	- max	2 725 000
	31.05.2022	Greenshoe: max	-	-	-
Offer price:	3.67	Requested shares:
Bookbuilding range:-....	Allotted shares:	2 725 000	2 725 000
Minimum lot:	- of which greenshoe:	-	-	-
Placed stake:	15.6%	Capital raised (ML euro):	10.00	10.00
		- from newly issued shares:	8.99		
BI alphabetical code:				
Bloomberg code:	Market and segment:	EURONEXT GROWTH MILAN -		
Reuters code:	Sector:,		

RIGHT ISSUES

N° MKT	SEGM	SECURITIES	OPTION RIGHTS TRADING PERIOD		OFFER PRICE	OFFERED SHARES	ISSUE RATE	UNEXERCISED PREEMPTIVE RIGHTS (%)	ALLOTTED SHARES	CAPITAL RAISED (eur m)
			FROM	TO						
EGM	-	CLEANBNB ORD	28.06.2021	16.07.2021	1.20	1 657 330	5 ord / 21 ord	11.4%	1 655 915	1.99
EGM	-	UCAPITAL24 ORD	05.07.2021	22.07.2021	1.26	634 920	3 ord / 20 ord	61.1%	634 920	0.80
EGM	-	UCAPITAL24 WAR	05.07.2021	22.07.2021	-	634 920	1 : 1 new share	61.1%	634 920	-
EXM	-	OVS ORD	12.07.2021	26.07.2021	1.25	63 923 470	13 ord / 46 ord	3.4%	63 923 470	79.90
EGM	-	DIGITAL MAGICS ORD	27.09.2021	15.10.2021	3.65	2 181 438	2 ord / 7 ord	15.0%	2 181 438	7.96
EGM	-	ASKOLL EVA ORD	04.10.2021	21.10.2021	1.13	6 875 955	5 ord / 14 ord	34.6%	5 842 305	6.60
EXM	-	SAFILO GROUP ORD	11.10.2021	28.10.2021	0.98	137 851 923	1 ord / 2 ord	0.6%	137 851 923	134.96
EXM	-	JUVENTUS FOOTBALL CLUB ORD	29.11.2021	16.12.2021	0.33	1 197 226 782	9 ord / 10 ord	8.2%	1 197 226 782	399.87
EGM	-	SG COMPANY ORD	29.11.2021	16.12.2021	0.20	6 172 544	1 ord / 4 ord	2.2%	6 172 544	1.23
EGM	-	SG COMPANY WAR	29.11.2021	16.12.2021	-	6 172 544	1 : 1 new share	2.2%	6 172 544	-
EXM	-	BANCA INTERMOBILIARE ORD	06.12.2021	20.12.2021	0.03	683 613 315	5 ord / 12 ord	2.5%	683 613 315	22.97
EGM	-	SG COMPANY WAR	29.11.2021	16.12.2021	-	6 172 544	1 : 1 new share	2.2%	6 172 544	-
1 EXM	-	CSP INTERNATIONAL ORD	27.12.2021	21.01.2022	0.38	18 145 872	9 ord / 16 ord	63.1%	6 690 186	2.54
2 EXM	-	IVS GROUP ORD	09.05.2022	26.05.2022	3.56	52 168 656	24 ord / 17 ord	1.1%	51 583 776	183.64

The right issue by UCapital24 is currently underway

SCRIP RIGHT ISSUES

N° MKT	SECURITIES	EFFECTIVE DATE	NOMINAL VALUE		ISSUE RATE	SHARES OFFERED (number)	SHARES AFTER THE ISSUE	VALUE (eur m)
			BEFORE	AFTER				
EGM	WEBSOLUTE	05.10.2020	0.02	0.02	1:10	864 895	9 513 845	0.02
EGM	RENERGETICA	16.11.2020	0.1368	0.1368	1:10	735 098	8 086 098	0.10

TOTAL MONEY RAISED (eur m)

	NUMBER	SECURITIES		MONEY RAISED	SHARE-HOLDERS	INVESTORS			OTHER
		NEWLY ISSUED	SOLD			PUBLIC	EMPLOYEES	INSTIT. INVESTORS	
YEAR 2022 - TOTAL FROM CAPITAL INCREASE	2	186.2	-	186.2	186.2	-	-	-	-
Euronext Milan	2	186.2	-	186.2	186.2	-	-	-	-
- of which Star	1	183.6	-	183.6	183.6	-	-	-	-
Euronext MIV Milan*	-	-	-	-	-	-	-	-	-
Euronext Growth Milan	-	-	-	-	-	-	-	-	-
YEAR 2022 TOTAL FROM OPVS (excluding closed-end funds)	6	200.1	587.4	787.5	-	-	-	787.5	-
Euronext Milan	1	23.0	10.7	33.7	-	-	-	33.7	-
- of which Star	-	-	-	-	-	-	-	-	-
Euronext MIV Milan*	-	-	-	-	-	-	-	-	-
Euronext Growth Milan	5	177.1	576.7	753.8	-	-	-	753.8	-
TOTAL IPO AND SPO	6	200.1	587.4	787.5	-	-	-	787.5	-
Euronext Milan	1	23.0	10.7	33.7	-	-	-	33.7	-
- of which Star	-	-	-	-	-	-	-	-	-
Euronext MIV Milan*	-	-	-	-	-	-	-	-	-
Euronext Growth Milan	5	177.1	576.7	753.8	-	-	-	753.8	-
TOTAL YEAR 2022 (excluding closed-end funds)	8	386.3	587.4	973.7	186.2	-	-	787.5	-

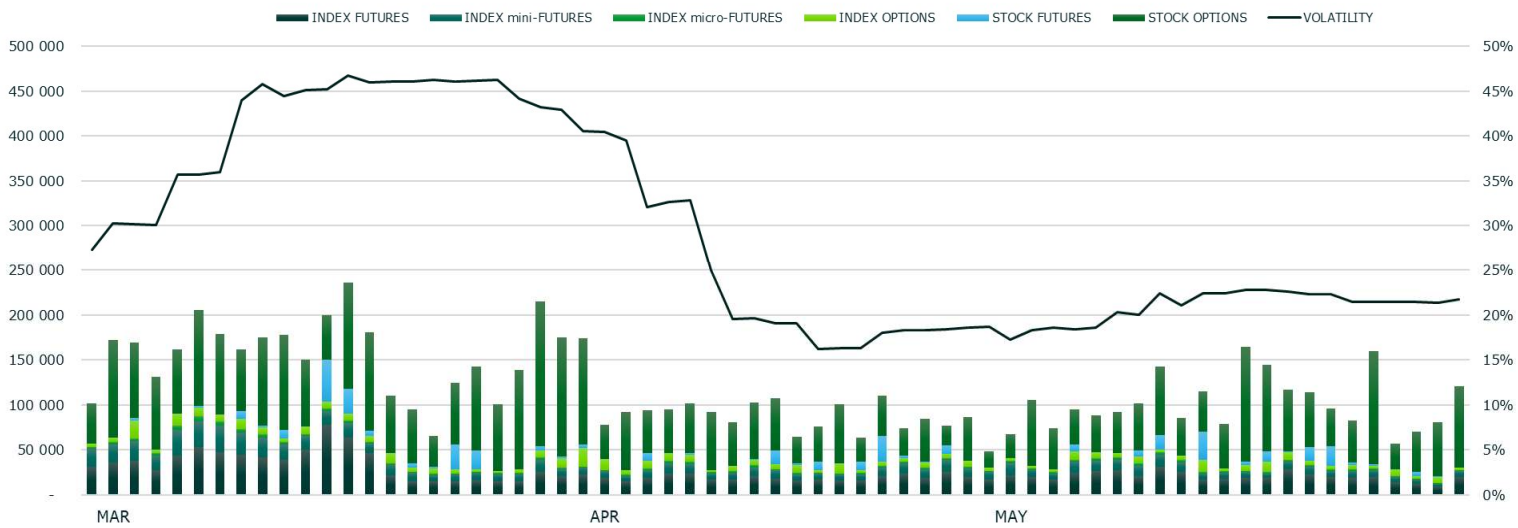
TAKEOVER BIDS

N° BIDDER	OFFER TYPE	TARGET SHARES	OFFER PERIOD		PRICE (eur)	SHARES		STAKE OWNED AFTER OFFER	TURNOVER (eur m)
			FROM	TO		REQUESTED	BOUGHT		
ORIZZONTE UNO SRL	MANDATORY	ELETTRA INVESTIMENTI	03.05.2021	21.05.2021	10.60	257 574	152 162	97.26%	1.61
ORIZZONTE UNO SRL	VOLUNTARY	WARR ELETTRA INVESTIMENTI 2015-2021	03.05.2021	21.05.2021	1.06	183 033	143 860	98.94%	0.15
FINPANARIA SPA	VOLUNTARY	PANARIAGROUP INDUSTRIE CERAMICHE	10.05.2021	07.06.2021	2.00	11 389 406	5 952 693	95.22%	11.91
SPECIÁL PACKAGING SOLUTIONS INVESTMENTS	MANDATORY	GUALA CLOSURES	18.05.2021	07.06.2021	8.20	36 534 714	30 999 792	94.93%	254.20
FLY SRL	VOLUNTARY	CARRARO	17.05.2021	05.07.2021	2.55	21 331 916	11 063 843	95.28%	28.21
LA VILLA SPA	MANDATORY	EUKEDOS	21.06.2021	09.07.2021	1.17	5 906 743	4 240 251	92.67%	4.96
LINK MOBILITY GROUP	MANDATORY	AMM	23.06.2021	13.07.2021	2.40	1 452 000	868 500	96.59%	2.08
LINK MOBILITY GROUP	VOLUNTARY	WARR AMM 2019-2022	23.06.2021	13.07.2021	0.80	146 475	104 427	71.29%	0.08
CROP DEMETRA LIMITED	MANDATORY	ISAGRO	14.06.2021	02.07.2021	2.76	12 550 877	7 335 111	91.45%	20.24
CIRCULAR BIDCO	VOLUNTARY	SICIT GROUP	14.06.2021	07.07.2021	16.80	22 477 712	19 059 525	84.79%	320.20
COMPAGNIE INDUSTRIALI RIUNITE	VOLUNTARY	CIR	21.06.2021	29.07.2021	0.51	156 862 745	156 862 745	14.12%	80.00
CASTOR BIDCO	VOLUNTARY	CERVED GROUP	16.07.2021	09.09.2021	10.20	195 274 979	154 073 094	79.97%	1 571.55
MARBLES	VOLUNTARY	RETELIT	26.07.2021	01.10.2021	3.10	117 041 550	101 963 359	94.99%	316.09
BICE	MANDATORY	CDR ADVANCE CAPITAL	06.10.2021	26.10.2021	0.00	20 960 154	11 626 202	58.81%	0.04
GENERALI ASSICURAZIONI	VOLUNTARY	CATTOLICA ASSICURAZIONI	04.10.2021	29.10.2021	6.75	174 293 926	138 842 677	84.47%	937.19
RIMINI BIDCO SPA	MANDATORY	RENO DE MEDICI	22.11.2021	17.12.2021	1.45	99 886 043	53 811 275	95.10%	78.03
FINE FOODS & PHARMACEUTICALS NTM	MANDATORY	EURO COSMETIC	29.11.2021	17.12.2021	8.60	1 187 600	1 008 000	99.40%	8.67
1 BARBIERI & TAROZZI HOLDING	VOLUNTARY	SITI B&T GROUP	07.02.2022	25.02.2022	3.70	3 170 640	2 295 097	93.01%	8.49
2 IDEANOMICS	VOLUNTARY	ENERGICA MOTOR COMPANY	14.02.2022	04.03.2022	3.20	15 729 176	14 084 535	94.63%	45.07
3 TRINITY INVESTMENTS	VOLUNTARY	BANCA INTERMOBILIARE	07.03.2022	25.03.2022	0.05	291 577 427	210 798 607	96.53%	10.33
4 SOLIDUS BIDCO	MANDATORY	TAS	14.03.2022	01.04.2022	2.20	11 831 549	4 242 771	94.12%	9.33
5 AMALFI HOLDING	MANDATORY	LA DORIA	28.03.2022	21.04.2022	16.50	6 235 967	2 542 047	94.11%	41.94
6 GREEN BIDCO	MANDATORY	FALCK RENEWABLES	11.04.2022	10.05.2022	8.81	95 879 597	76 272 980	95.41%	671.96
7 IDI	MANDATORY	BFC MEDIA	25.04.2022	13.05.2022	3.75	978 523	838 523	95.59%	3.14

The mandatory offers on Rosss ordinary shares are currently underway.

AAI Before unexercised preemptive right auction
 BEM Borsa Italiana Equity Market
 EGM Euronext Growth Milan
 EXM Euronext Milan

IDEM - DERIVATIVES TRADING



	DAYS	MONTH	TURNOVER							OPEN INTEREST (4) NUMBER OF CONTRACTS	
			TOTAL		DAILY AVERAGE						
			STANDARD CONTRACTS	TRADES NUMBER	TOTAL TURNOVER (1) eur m	OTHER (2)	% TOT SHARES (3)	STANDARD CONTRACTS	TRADES NUMBER		TURNOVER eur m
INDEX FUTURES (5)	105 TOT 2022		2 508 736	1 967 810	308 412.9	-	105.1%	23 893	18 741	2 937.3	122 265
	19 APR 2022		365 401	309 009	43 800.5	-	99.3%	19 232	16 264	2 305.3	99 492
	22 MAY 2022		454 216	359 514	53 226.7	-	109.3%	20 646	16 342	2 419.4	122 265
FTSE MIB INDEX miniFUTURES	105 TOT 2022		1 098 789	927 810	27 125.7	-	9.2%	10 465	8 836	258.3	16 910
	19 APR 2022		164 381	140 302	3 945.6	-	8.9%	8 652	7 384	207.7	11 563
	22 MAY 2022		184 174	155 090	4 349.5	-	8.9%	8 372	7 050	197.7	16 910
FTSE MIB INDEX microFUTURES	105 TOT 2022		211 082	143 155	1 042.9	-	0.4%	2 010	1 363	9.9	6 789
	19 APR 2022		35 877	23 232	172.3	-	0.4%	1 888	1 223	9.1	4 656
	22 MAY 2022		40 326	26 564	190.5	-	0.4%	1 833	1 207	8.7	6 789
FTSE MIB INDEX OPTIONS	105 TOT 2022		751 945	144 031	45 755.7	971.4	15.6%	7 161	1 372	435.8	221 628
	19 APR 2022		114 175	21 954	6 625.9	108.4	15.0%	6 009	1 155	348.7	211 440
	22 MAY 2022		125 113	27 595	7 202.0	156.2	14.8%	5 687	1 254	327.4	221 628
STOCK FUTURES (6)	105 TOT 2022		496 708	453	1 642.5	-	0.6%	4 731	4	15.6	209 342
	19 APR 2022		90 431	78	329.9	-	0.8%	4 760	4	17.4	190 772
	22 MAY 2022		124 129	80	339.0	-	0.8%	5 642	4	15.4	209 342
STOCK DIVIDEND FUTURES	105 TOT 2022		4 015	42	10.9	-	-	38	0	0.1	20 131
	19 APR 2022		1 239	3	1.9	-	-	65	0.2	0.1	19 424
	22 MAY 2022		739	10	2.5	-	-	34	0.5	0.1	20 131
STOCK OPTIONS	105 TOT 2022		7 596 799	190 866	24 510.3	1 421.7	8.9%	72 350	1 818	233.4	6 304 498
	19 APR 2022		856 796	27 594	3 281.7	226.2	7.8%	45 095	1 452	172.7	5 919 099
	22 MAY 2022		1 323 227	36 332	4 255.3	233.4	9.2%	60 147	1 651	193.4	6 304 498
EQUITY DERIVATIVES TOTAL	105 TOT 2022		12 668 074	3 374 167	408 500.9	2 393.0	139.2%	120 648	32 135	3 890.5	6 901 563
	19 APR 2022		1 628 300	522 172	58 157.8	334.6	131.9%	85 700	27 483	3 060.9	6 456 446
	22 MAY 2022		2 251 924	605 185	69 565.5	389.5	142.9%	102 360	27 508	3 162.1	6 901 563
ELECTRICITY FUTURES	105 TOT 2022		-	-	-	-	-	-	-	-	-
	19 APR 2022		-	-	-	-	-	-	-	-	-
	22 MAY 2022		-	-	-	-	-	-	-	-	-
WHEAT FUTURE	105 TOT 2022		-	-	-	-	-	-	-	-	-
	19 APR 2022		-	-	-	-	-	-	-	-	-
	22 MAY 2022		-	-	-	-	-	-	-	-	-
IDEM TOTAL	105 TOT 2022		12 668 074	3 374 167	408 500.87	-	-	120 648	32 135	3 890.5	6 901 563
	19 APR 2022		1 628 300	522 172	58 157.78	-	-	85 700	27 483	3 060.9	6 456 446
	22 MAY 2022		2 251 924	605 185	69 565.53	-	-	102 360	27 508	3 162.1	6 901 563

(1) The notional turnover is computed as the product of contracts number, price and index multiplier for index futures; contracts number, price and size multiplier for stock futures; contracts number, strike prices and index multiplier for index options; contracts number, strike prices and sizes for stock options.

(2) Premium in euro million for options and equity derivatives total; traded MWH for electricity future, tons for wheat future.

(3) As percentage on shares turnover (total shares for Index derivatives and Idem total; shares with underlying listed on Borsa Italiana for stock futures and stock options).

(4) Gross figures for Open positions at the end of period.

(5) Includes data for FTSE MIB index futures, FTSE MIB index dividend futures and FTSE PIR PMI index futures.

(6) Includes data for European stock futures.

Additional Information:

This publication uses only electronic trading data (daily and after hours sessions).

Shares of foreign companies, which are exclusively listed on Borsa Italiana and on no other European Exchange, are considered Domestic Companies Capitalisation, included in the Domestic and in the Domestic Trading figures.

* Euronext MIV Milan figures include Investment Companies, SPAC and FIA.

There were 22 trading days in May 2022 and 21 trading days in May 2021 on Borsa Italiana.

There were 105 trading days in the period January - May 2022 and 104 trading days in the period January - May 2021.

6th June 2022 - 11:00

Markets Analysis
Piazza degli Affari, 6 - 20123 Milano
T +39 02 724261 | Fax +39 02 8646.4323
e-mail: markets_analysis@borsaitaliana.it
www.borsaitaliana.it

This publication is for information purposes only and is not a recommendation to engage in investment activities. This publication is provided "as is" without representation or warranty of any kind. Whilst all reasonable care has been taken to ensure the accuracy of the content, Euronext does not guarantee its accuracy or completeness. Euronext will not be held liable for any loss or damages of any nature ensuing from using, trusting or acting on information provided. No information set out or referred to in this publication shall form the basis of any contract. The creation of rights and obligations in respect of financial products that are traded on the exchanges operated by Euronext's subsidiaries shall depend solely on the applicable rules of the market operator. All proprietary rights and interest in or connected with this publication shall vest in Euronext. No part of it may be redistributed or reproduced in any form without the prior written permission of Euronext. Euronext disclaims any duty to update this information. Euronext refers to Euronext N.V. and its affiliates. Information regarding trademarks and intellectual property rights of Euronext is located at www.euronext.com/terms-use.

© 2022 Euronext N.V. - All rights reserved

