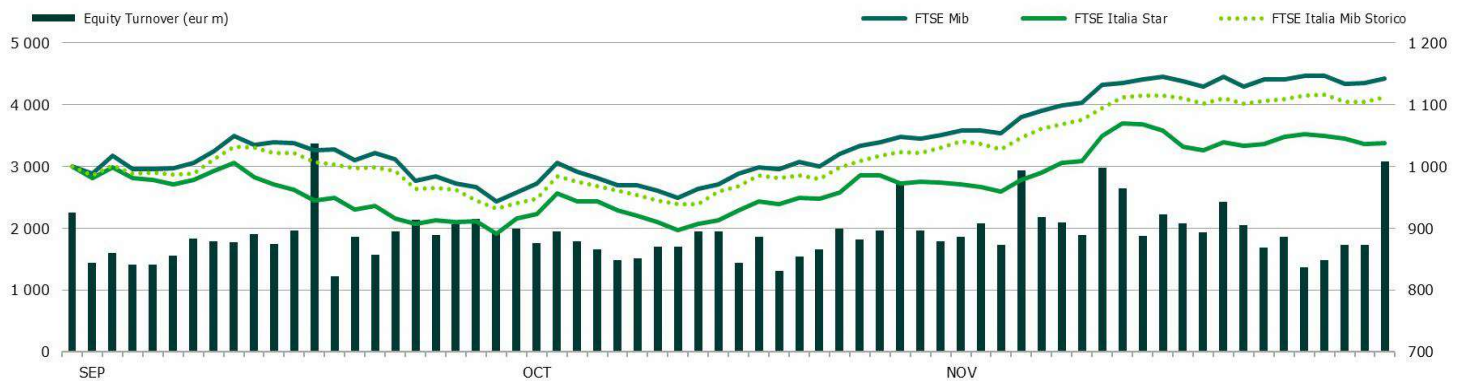


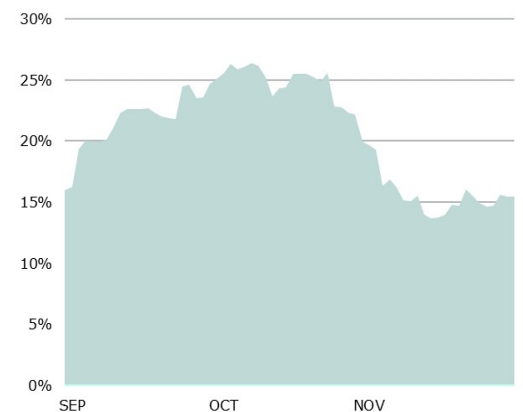
EQUITY DAILY TURNOVER AND MAIN INDICES (base = 1000 31.08.2022)



STOCK INDICES

	31 OCT 2022	30 NOV 2022	Var. % MoM	Var. % 2021 end	Volatility NOV 2022
FTSE Italia Mib Storico ▲	21 298	22 982	7.9%	-11.2%	13.7%
FTSE Mib ▲	22 652	24 610	8.6%	-10.0%	15.6%
FTSE Italia Star ▲	44 042	46 987	6.7%	-27.2%	21.2%
FTSE Italia PIR PMI TR ▲	28 725	30 504	6.2%	-16.6%	15.7%
FTSE Italia Brands ▲	17 196	18 605	8.2%	-15.4%	17.3%

FTSE MIB VOLATILITY



TRADING - DAILY AVERAGE

	JAN-NOV 2021		JAN-NOV 2022		NOV 2022	
	Trades Number	Turnover eur m	Trades Number	Turnover eur m	Trades Number	Turnover eur m
Shares (*)	334 606	2 414.5	310 720	2 268.5	272 912	2 089.0
Securitized Derivatives ▼	9 142	72.0	8 171	51.3	6 796	41.3
ETFplus ▲	33 434	475.3	35 747	483.3	30 134	404.7
Fixed Income ▲	12 218	640.6	18 572	641.4	34 123	1 209.5

(*) Indicators are related to turnover figures.

LISTING

	30 DEC 2021	31 OCT 2022	30 NOV 2022
Euronext Milan Domestic	229	223	222
of which STAR	73	75	75
Euronext Milan Foreign	3	3	3
of which STAR	1	1	1
Euronext MIV Milan *	1	1	1
Global Equity Market	87	87	87
Euronext Growth Milan	174	183	182
Listed Companies Total	494	497	495
Warrant	72	76	72
MIV Closed End Funds	11	10	10
ATFund	86	84	82
ETF	1 260	1 431	1 438
ETC\ETN	222	320	326
ETFplus Total	1 482	1 751	1 764
Securitized Derivatives	11 985	19 292	21 001
Convertibles Bonds	7	5	5
Mot - Government Bonds	158	160	161
Mot - Bonds	57	45	45
Mot - Eurobonds and ABSs	1 169	1 210	1 210
MOT Total	1 384	1 415	1 416
Extramot	638	581	575
Fixed Income Total	2 022	1 996	1 991

MOST TRADED SHARES IN THE MONTH

Shares	Mkt	Turnover eur m	% TOT
Unicredit	EXM	4 885.7	10.6%
Intesa Sanpaolo	EXM	4 777.4	10.4%
Eni	EXM	4 686.2	10.2%
Enel	EXM	3 197.8	7.0%
Stellantis	EXM	2 912.6	6.3%

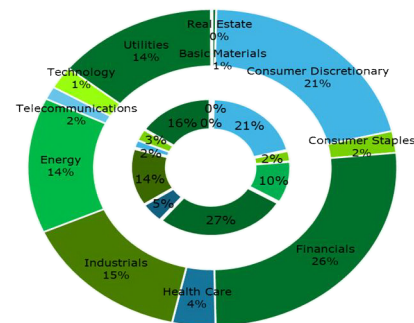
BEST PERFORMANCES IN THE MONTH

Shares	Mkt	Var. % MoM	Var % 2021 end
Expert.Ai	EGM	77.5%	-65.6%
Siemens Energy	GEM	33.8%	-30.5%
Pozzi Milano	EGM	32.3%	
Zucchi	EXM	27.7%	-26.2%
Prosiebensat1 Media	GEM	27.4%	-38.8%

Performances are computed with no-rounded official prices.
Performance is not included for shares not listed at 2021 end or unlimited suspended at November 2022 end or at 2021 end.

CAPITALISATION

Domestic Companies Capitalisation (eur m)	30 DEC 2021	31 OCT 2022	30 NOV 2022
Euronext Milan	757 647	603 312	653 024
of which STAR	67 689	44 056	46 971
Euronext MIV Milan *	195	195	196
Euronext Growth Milan	11 519	10 199	10 290
Total	769 362	613 705	663 510
Capitalisation (% GDP)			
Euronext Milan	42.7%	33.1%	35.8%
of which STAR	3.8%	2.4%	2.6%
Total	43.4%	33.7%	36.4%
Capitalisation (% Tot.)			
FTSE MIB Shares	80.1%	81.4%	79.4%



Note: internal chart: capitalisation on 30.12.2021;
external chart: capitalisation on 30.11.2022.

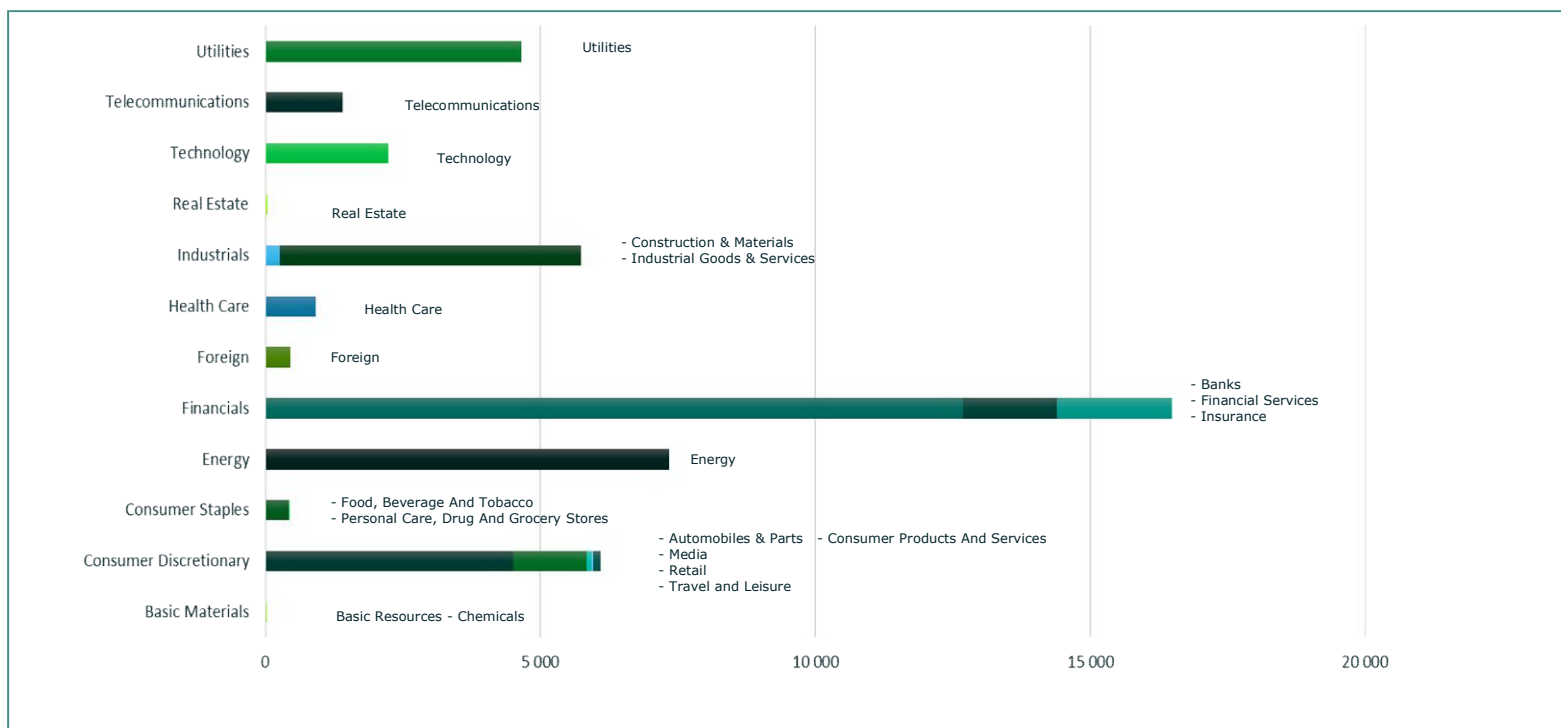
Capitalization is computed with no-rounded official prices.

TRADING

SHARES	JAN-NOV 2021		JAN-NOV 2022		NOV 2022	
	Trades Number	Turnover eur m	Trades Number	Turnover eur m	Trades Number	Turnover eur m
Euronext Milan Domestic	73 766 860	530 264.8	68 409 511	500 098.2	5 662 242	43 419.5
of which STAR	8 197 576	28 889.4	6 270 044	19 344.4	490 994	1 454.5
Euronext Milan Foreign	2 466 240	24 859.2	2 527 480	23 269.1	194 343	1 923.6
of which STAR	29 288	149.2	25 500	106.3	1 694	4.9
Euronext MIV Milan *	171	3.3	79	3.1	9	0.2
Global Equity Market	994 839	8 207.2	864 234	6 933.6	71 514	459.3
Euronext Growth Milan	1 404 224	4 061.4	1 217 907	2 799.3	75 961	154.4
Total	78 632 334	567 395.9	73 019 211	533 103.4	6 004 069	45 956.9
FTSE MIB Shares						
% Shares Total	72.0%	86.0%	75.9%	89.8%	76.3%	91.0%

Other Instruments	JAN-NOV 2021		JAN-NOV 2022		NOV 2022	
	Trades Number	Turnover eur m	Trades Number	Turnover eur m	Trades Number	Turnover eur m
SeDex	2 148 288	16 920.8	1 920 122	12 056.8	149 509	908.6
Warrant	148 642	242.5	63 430	76.4	4 819	4.3
MIV Closed End Funds	18 169	50.9	12 690	39.8	817	3.0
ATFund	1 543	137.3	1 264	146.0	197	24.2
ETF	5 675 773	86 792.7	5 502 114	86 460.6	436 317	6 964.4
ETC/ETN	2 181 212	24 912.3	2 898 446	27 122.6	226 623	1 939.1
ETFplus	7 856 985	111 705.0	8 400 560	113 583.2	662 940	8 903.5
Convertible Bonds	3 838	27.3	1 262	12.7	54	0.3
Subscription rights	89 435	70.4	60 902	28.3	94	0.1
Mot - Government Bonds	2 350 355	140 958.7	3 805 026	142 604.4	687 807	25 652.3
Mot - Bonds	78 072	1 221.4	65 131	829.3	7 180	89.9
Mot - Eurobonds and ABS	437 247	7 990.0	483 998	6 868.8	53 860	810.3
ExtraMOT	5 621	363.0	10 374	416.0	1 852	57.3
Fixed Income Total	2 871 295	150 533.0	4 364 529	150 718.4	750 699	26 609.7

INDUSTRY/SUPERSECTOR TURNOVER (eur m)



NEW LISTINGS

RECENT EVENTS

ISSUER	MKT	SEGM	SHARES	FIRST TRADING DAY	EVENT	1st DAY CAPITALISATION (eur m)	LISTING SPONSOR (EURONEXT GROWTH ADVISOR for EGM)
Coinbase Global	BEM	...	0	01.08.2022	Admission on Global Equity Market
Levi Strauss & Co	BEM	...	0	01.08.2022	Admission on Global Equity Market
Lyft	BEM	...	0	01.08.2022	Admission on Global Equity Market
Moderna	BEM	...	0	01.08.2022	Admission on Global Equity Market
Robinhood Markets	BEM	...	0	01.08.2022	Admission on Global Equity Market
Singularity Future Technology	BEM	...	0	01.08.2022	Admission on Global Equity Market
Snowflake	BEM	...	0	01.08.2022	Admission on Global Equity Market
Virgin Galactic Holdings	BEM	...	0	01.08.2022	Admission on Global Equity Market
Wework	BEM	...	0	01.08.2022	Admission on Global Equity Market
Siav	EGM	...	0	04.08.2022	IPO	28.24	Integrae SIM
Yolo Group	EGM	Professional	0	05.08.2022	IPO	32.49	EnVent Capital Markets
Franchetti	EGM	...	0	29.09.2022	IPO	12.04	Integrae SIM
Fae Technology	EGM	...	0	11.11.2022	IPO	22.90	Integrae SIM
Revo Insurance	EXM	Star	0	21.11.2022	Business combination between the SPAC REVO and Elba Assicurazioni, change of name into REVO Insurance and transfer from Euronext Growth Milan to Euronext STAR Milan	200.24	Equita SIM - Intesa Sanpaolo

NEWLY ADMITTED COMPANIES (THROUGH IPoS, SPoS AND INSTITUTIONAL PLACINGS)

Security:	ENERGY		Total		of which public	of which institutional	
Offer period:	...	Offered shares:	max	11 375 000	min	- max	11 375 000
	01.08.2022	Greenshoe:	max	1 138 000		-	-
Offer price:	2.40	Requested shares:	
Bookbuilding range:*	Allotted shares:		12 513 000		...	12 513 000
Minimum lot:	...	- of which greenshoe:		1 138 000		-	1 138 000
Placed stake:	25.0%	Capital raised (ML euro):		30.03		30.03
		- from newly issued shares:		27.30			
Bit alphabetical code:	...						
Bloomberg code:	...	Market and segment:	EURONEXT GROWTH MILAN -				
Reuters code:	...	Sector:,				

Security:	SIAV		Total		of which public	of which institutional	
Offer period:	...	Offered shares:	max	1 500 000	min	- max	1 500 000
	04.08.2022	Greenshoe:	max	170 000		-	-
Offer price:	3.00	Requested shares:	
Bookbuilding range:*	Allotted shares:		1 670 000		...	1 670 000
Minimum lot:	...	- of which greenshoe:		170 000		-	170 000
Placed stake:	18.2%	Capital raised (ML euro):		5.01		5.01
		- from newly issued shares:		5.01			
Bit alphabetical code:	...						
Bloomberg code:	...	Market and segment:	EURONEXT GROWTH MILAN -				
Reuters code:	...	Sector:,				

Security:	YOLO GROUP		Total		of which public	of which institutional	
Offer period:	...	Offered shares:	max	2 521 500	min	- max	2 521 500
	05.08.2022	Greenshoe:	max	132 000		-	-
Offer price:	3.77	Requested shares:	
Bookbuilding range:*	Allotted shares:		2 653 500		...	2 653 500
Minimum lot:	...	- of which greenshoe:		132 000		-	132 000
Placed stake:	30.3%	Capital raised (ML euro):		10.00		10.00
		- from newly issued shares:		10.00			
Bit alphabetical code:	...						
Bloomberg code:	...	Market and segment:	EURONEXT GROWTH MILAN - Professional				
Reuters code:	...	Sector:,				

Security:	FRANCHETTI		Totale		of which public	of which institutional	
Offer period:	...	Offered shares:	max	733 000	min	- max	733 000
	29.09.2022	Greenshoe:	max	100 000		-	-
Offer price:	3.00	Requested shares:	
Bookbuilding range:*	Allotted shares:		833 000		...	833 000
Minimum lot:	...	- of which greenshoe:		100 000		-	100 000
Placed stake:	21.7%	Capital raised (ML euro):		2.50		2.50
		- from newly issued shares:		2.50			
Bit alphabetical code:	...						
Bloomberg code:	...	Market and segment:	EURONEXT GROWTH MILAN -				
Reuters code:	...	Sector:,				

Security:	FAE TECHNOLOGY		Totale		of which public	of which institutional	
Offer period:	...	Offered shares:	max	3 000 000	min	- max	3 000 000
	11.11.2022	Greenshoe:	max	333 000		-	-
Offer price:	1.50	Requested shares:	
Bookbuilding range:*	Allotted shares:		3 000 000		...	3 000 000
Minimum lot:	...	- of which greenshoe:		-		-	-
Placed stake:	20.0%	Capital raised (ML euro):		4.50		4.50
		- from newly issued shares:		4.50			
Bit alphabetical code:	...						
Bloomberg code:	...	Market and segment:	EURONEXT GROWTH MILAN -				
Reuters code:	...	Sector:,				

RIGHT ISSUES

N° MKT	SEGM	SECURITIES	OPTION RIGHTS TRADING PERIOD		OFFER PRICE	OFFERED SHARES	ISSUE RATE	UNEXERCISED PREEMPTIVE RIGHTS (%)	ALLOTTED SHARES	CAPITAL RAISED (eur m)
			FROM	TO						
EGM	-	ASKOLL EVA ORD	04.10.2021	21.10.2021	1.13	6 875 955	5 ord / 14 ord	34.6%	5 842 305	6.60
EXM	-	SAFILO GROUP ORD	11.10.2021	28.10.2021	0.98	137 851 923	1 ord / 2 ord	0.6%	137 851 923	134.96
EXM	-	JUVENTUS FOOTBALL CLUB ORD	29.11.2021	16.12.2021	0.334	1 197 226 782	9 ord / 10 ord	8.2%	1 197 226 782	399.87
EGM	-	SG COMPANY ORD	29.11.2021	16.12.2021	0.200	6 172 544	1 ord / 4 ord	2.2%	6 172 544	1.23
EGM	-	SG COMPANY WAR	29.11.2021	16.12.2021	-	6 172 544	1 : 1 new share	2.2%	6 172 544	-
EXM	-	BANCA INTERMOBILIARE ORD	06.12.2021	20.12.2021	0.03	683 613 315	5 ord / 12 ord	2.5%	683 613 315	22.97
EGM	-	SG COMPANY WAR	29.11.2021	16.12.2021	-	6 172 544	1 : 1 new share	2.2%	6 172 544	-
1 EXM	-	CSP INTERNATIONAL ORD	27.12.2021	21.01.2022	0.38	18 145 872	9 ord / 16 ord	63.1%	6 690 186	2.54
2 EXM	Star	IVS GROUP ORD	09.05.2022	26.05.2022	3.56	52 168 656	24 ord / 17 ord	1.1%	52 168 608	185.72
3 EXM	-	UCAPITAL24 ORD	23.05.2022	09.06.2022	1.26	1 003 544	1 ord / 5 ord	53.2%	470 036	1.26
4 EXM	-	FENIX ENTERTAINMENT ORD	20.06.2022	07.07.2022	5.50	755 633	1 ord / 5 ord	93.9%	46 205	1.00
5 EXM	-	SAIPEM ORD	27.06.2022	11.07.2022	1.01	1 974 327 430	95 ord / 1 right	30.2%	1 377 339 640	1 999.99
6 EXM	Star	LANDI RENZO ORD	18.07.2022	04.08.2022	0.530	112 500 000	1 ord / 1 ord	4.2%	107 781 064	59.63
7 EXM	-	BANCA MONTE PASCHI SIENA ORD	17.10.2022	31.10.2022	2.00	1 249 665 648	374 ord / 3 ord	26.1%	1 249 665 648	2 499.33

The right issues by Trendevic and Expert.Ai are currently underway.

SCRIP RIGHT ISSUES

N° MKT	SECURITIES	EFFECTIVE DATE	NOMINAL VALUE		ISSUE RATE	SHARES OFFERED (number)	SHARES AFTER THE ISSUE	VALUE (eur m)
			BEFORE	AFTER				
EGM	WEBSOLUTE	05.10.2020	0.02	0.02	1:10	864 895	9 513 845	0.02
EGM	RENERGETICA	16.11.2020	0.1368	0.1368	1:10	735 098	8 086 098	0.10

TOTAL MONEY RAISED (eur m)

	NUMBER	SECURITIES		MONEY RAISED	SHARE-HOLDERS	INVESTORS			OTHER
		NEWLY ISSUED	SOLD			PUBLIC	EMPLOYEES	INSTIT. INVESTORS	
YEAR 2022 - TOTAL FROM CAPITAL INCREASE	7	4 749.5	-	4 749.5	4 749.5	-	-	-	-
Euronext Milan	5	4 747.2	-	4 747.2	4 747.2	-	-	-	-
- of which Star	2	245.3	-	245.3	245.3	-	-	-	-
Euronext MIV Milan*	-	-	-	-	-	-	-	-	-
Euronext Growth Milan	2	2.3	-	2.3	2.3	-	-	-	-
YEAR 2022 TOTAL FROM OPVS (excluding closed-end funds)	21	500.5	889.6	1 390.1	-	-	-	1 390.1	-
Euronext Milan	3	243.3	309.3	552.6	-	-	-	552.6	-
- of which Star	1	20.2	18.3	38.5	-	-	-	38.5	-
Euronext MIV Milan*	-	-	-	-	-	-	-	-	-
Euronext Growth Milan	18	257.3	580.3	837.6	-	-	-	837.6	-
TOTAL IPO AND SPO	21	500.5	889.6	1 390.1	-	-	-	1 390.1	-
Euronext Milan	3	243.3	309.3	552.6	-	-	-	552.6	-
- of which Star	1	20.2	18.3	38.5	-	-	-	38.5	-
Euronext MIV Milan*	-	-	-	-	-	-	-	-	-
Euronext Growth Milan	18	257.3	580.3	837.6	-	-	-	837.6	-
TOTAL YEAR 2022 (excluding closed-end funds)	28	5 250.0	889.6	6 139.6	4 749.5	-	-	1 390.1	-

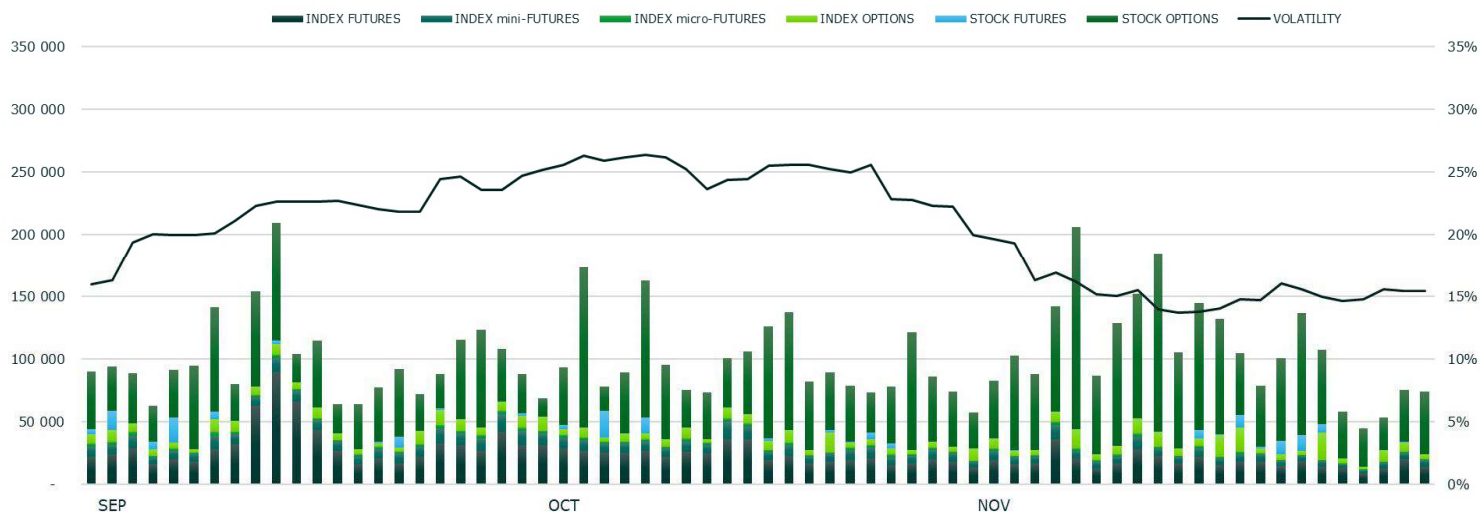
TAKEOVER BIDS

N° BIDDER	OFFER TYPE	TARGET SHARES	OFFER PERIOD		PRICE (eur)	SHARES		STAKE OWNED AFTER OFFER	TURNOVER (eur m)
			FROM	TO		REQUESTED	BOUGHT		
BICE	MANDATORY	CDR ADVANCE CAPITAL	06.10.2021	26.10.2021	0.00	20 960 154	11 626 202	58.81%	0.04
GENERALI ASSICURAZIONI	VOLUNTARY	CATTOLICA ASSICURAZIONI	04.10.2021	29.10.2021	6.75	174 293 926	138 842 677	84.47%	937.19
RIMINI BIDCO SPA	MANDATORY	RENO DE MEDICI	22.11.2021	17.12.2021	1.45	99 886 043	53 811 275	95.10%	78.03
FINE FOODS & PHARMACEUTICALS NTM	MANDATORY	EURO COSMETIC	29.11.2021	17.12.2021	8.60	1 187 600	1 008 000	99.40%	8.67
1 BARBIERI & TAROZZI HOLDING	VOLUNTARY	SITI B&T GROUP	07.02.2022	25.02.2022	3.70	3 170 640	2 295 097	93.01%	8.49
2 IDEANOMICS	VOLUNTARY	ENERGICA MOTOR COMPANY	14.02.2022	04.03.2022	3.20	15 729 176	14 084 535	94.63%	45.07
3 TRINITY INVESTMENTS	VOLUNTARY	BANCA INTERMOBILIARE	07.03.2022	25.03.2022	0.05	291 577 427	210 798 607	96.53%	10.33
4 SOLIDUS BIDCO	MANDATORY	TAS	14.03.2022	01.04.2022	2.20	11 831 549	4 242 771	94.12%	9.33
5 AMALFI HOLDING	MANDATORY	LA DORIA	28.03.2022	21.04.2022	16.50	6 235 967	2 542 047	94.11%	41.94
6 GREEN BIDCO	MANDATORY	FALCK RENEWABLES	11.04.2022	10.05.2022	8.81	95 879 597	76 272 980	95.41%	671.96
7 IDI	MANDATORY	BFC MEDIA	25.04.2022	13.05.2022	3.75	978 523	838 523	95.59%	3.14
8 HOWDEN ITALIA HOLDINGS	MANDATORY	ASSITECA	15.06.2022	05.07.2022	5.62	2 007 978	1 665 747	99.20%	9.37
9 LUXOTTICA GROUP	MANDATORY	GIORGIO FEDON	20.06.2022	08.07.2022	17.03	151 721	128 179	98.76%	2.18
10 PJ ABILITY	VOLUNTARY	ROSSS	25.05.2022	15.07.2022	1.02	1 850 000	1 285 819	95.39%	1.31
11 EVERGREEN	VOLUNTARY	COIMA RES	27.06.2022	22.07.2022	10.00	36 106 558	35 484 532	98.28%	354.85
12 ROMULUS AND REMUS INVESTMENTS LLC	VOLUNTARY	ROMA	13.06.2022	25.07.2022	0.43	62 918 072	34 713 618	95.91%	14.93
13 ASSICURAZIONI GENERALI	MANDATORY	CATTOLICA ASSICURAZIONI	11.07.2022	29.07.2022	6.75	12 547 136	5 382 833	97.36%	36.33
14 BPER	MANDATORY	BANCA CARIGE	11.07.2022	29.07.2022	0.80	156 568 709	96 028 051	93.90%	76.82
BPER	VOLUNTARY	BANCA CARIGE RSP	11.07.2022	29.07.2022	25 000.00	20	1	5.00%	0.03
15 LIMBO SRL	VOLUNTARY	PITECO	18.07.2022	05.08.2022	11.25	7 113 004	6 498 360	98.77%	73.11
16 POSTE ITALIANE	VOLUNTARY	SOURCESENSE	12.09.2022	14.10.2022	4.20	5 939 611	6 015 951	98.37%	25.27
POSTE ITALIANE	VOLUNTARY	SOURCESENSE WARR	12.09.2022	14.10.2022	0.78	5 522 140	5 208 040	96.03%	4.06
17 PN 1898 SRL	MANDATORY	BANCA FINNAT	24.10.2022	15.11.2022	0.31	42 645 333	28 677 255	96.15%	8.89
18 SCHEMA ALFA	VOLUNTARY	ATLANTIA	10.10.2022	25.11.2022	23.00	552 442 990	64 240 417	95.93%	1 477.53

The offer on Be is currently underway.

AAI Before unexercised preemptive right auction
 BEM Borsa Italiana Equity Market
 EGM Euronext Growth Milan
 EXM Euronext Milan

IDEM - DERIVATIVES TRADING



	DAYS	MONTH	TURNOVER				DAILY AVERAGE			OPEN INTEREST (4) NUMBER OF CONTRACTS	
			STANDARD CONTRACTS	TRADES NUMBER	TOTAL TURNOVER (1) eur m	OTHER (2)	% TOT SHARES (3)	STANDARD CONTRACTS	TRADES NUMBER		TURNOVER eur m
INDEX FUTURES (5)	235	TOT 2022	5 576 433	4 272 155	643 976.8	-	120.8%	23 730	18 179	2 740.3	125 112
	21	OCT 2022	478 748	401 347	50 633.8	-	135.0%	22 798	19 112	2 411.1	118 655
	22	NOV2022	395 217	309 147	46 391.5	-	100.9%	17 964	14 052	2 108.7	125 112
FTSE MIB INDEX miniFUTURES	235	TOT 2022	2 008 269	1 687 676	47 154.1	-	8.8%	8 546	7 182	200.7	19 037
	21	OCT 2022	157 713	132 407	3 355.6	-	8.9%	7 510	6 305	159.8	12 459
	22	NOV2022	123 305	102 295	2 948.3	-	6.4%	5 605	4 650	134.0	19 037
FTSE MIB INDEX microFUTURES	235	TOT 2022	449 236	295 341	2 091.0	-	0.4%	1 912	1 257	8.9	6 936
	21	OCT 2022	38 995	27 457	166.0	-	0.4%	1 857	1 307	7.9	4 704
	22	NOV2022	28 871	20 217	137.9	-	0.3%	1 312	919	6.3	6 936
FTSE MIB INDEX OPTIONS	235	TOT 2022	1 683 665	322 699	95 939.0	2 373.2	18.0%	7 165	1 373	408.3	264 146
	21	OCT 2022	133 461	28 576	6 927.3	156.5	18.5%	6 355	1 361	329.9	222 546
	22	NOV2022	184 875	29 235	10 676.0	339.0	23.2%	8 403	1 329	485.3	264 146
STOCK FUTURES (6)	235	TOT 2022	831 421	773	2 746.3	-	0.6%	3 538	3	11.7	122 220
	21	OCT 2022	50 943	47	174.0	-	0.5%	2 426	2	8.3	130 564
	22	NOV2022	49 884	59	202.4	-	0.5%	2 267	3	9.2	122 220
STOCK DIVIDEND FUTURES	235	TOT 2022	9 383	65	23.0	-	-	40	0	0.1	21 353
	21	OCT 2022	-	-	-	-	-	-	-	-	21 348
	22	NOV2022	105	2	0.4	-	-	5	0.1	0.0	21 353
STOCK OPTIONS	235	TOT 2022	14 929 894	380 662	46 046.0	2 770.4	9.1%	63 531	1 620	195.9	5 926 014
	21	OCT 2022	1 189 172	30 058	3 317.1	222.3	9.2%	56 627	1 431	158.0	5 661 098
	22	NOV2022	1 605 160	37 446	4 902.4	227.2	11.1%	72 962	1 702	222.8	5 926 014
EQUITY DERIVATIVES TOTAL	235	TOT 2022	25 488 301	6 959 371	837 976.1	5 143.6	157.2%	108 461	29 614	3 565.9	6 484 818
	21	OCT 2022	2 049 032	619 892	64 573.8	378.8	172.1%	97 573	29 519	3 074.9	6 171 374
	22	NOV2022	2 387 417	498 401	65 258.8	566.2	142.0%	108 519	22 655	2 966.3	6 484 818
ELECTRICITY FUTURES	235	TOT 2022	-	-	-	-	-	-	-	-	-
	21	OCT 2022	-	-	-	-	-	-	-	-	-
	22	NOV2022	-	-	-	-	-	-	-	-	-
WHEAT FUTURE	235	TOT 2022	-	-	-	-	-	-	-	-	-
	21	OCT 2022	-	-	-	-	-	-	-	-	-
	22	NOV2022	-	-	-	-	-	-	-	-	-
IDEM TOTAL	235	TOT 2022	25 488 301	6 959 371	837 976.14	-	-	108 461	29 614	3 565.9	6 484 818
	21	OCT 2022	2 049 032	619 892	64 573.77	-	-	97 573	29 519	3 074.9	6 171 374
	22	NOV2022	2 387 417	498 401	65 258.81	-	-	108 519	22 655	2 966.3	6 484 818

(1) The notional turnover is computed as the product of contracts number, price and index multiplier for index futures; contracts number, price and size multiplier for stock futures; contracts number, strike prices and index multiplier for index options; contracts number, strike prices and sizes for stock options.

(2) Premium in euro million for options and equity derivatives total; traded MWH for electricity future, tons for wheat future.

(3) As percentage on shares turnover (total shares for Index derivatives and Idem total; shares with underlying listed on Borsa Italiana for stock futures and stock options).

(4) Gross figures for Open positions at the end of period.

(5) Includes data for FTSE MIB index futures, FTSE MIB index dividend futures and FTSE PIR PMI index futures.

(6) Includes data for European stock futures.

Additional Information:

This publication uses only electronic trading data (daily and after hours sessions).

Shares of foreign companies, which are exclusively listed on Borsa Italiana and on no other European Exchange, are considered Domestic Companies Capitalisation, included in the Domestic and in the Domestic Trading figures.

* Euronext MIV Milan figures include Investment Companies, SPAC and FIA.

There were 22 trading days in November 2022 and 22 trading days in November 2021 on Borsa Italiana.

There were 235 trading days in the period January - November 2022 and 235 trading days in the period January - November 2021.

2nd December 2022 - 18:00

Markets Analysis
Piazza degli Affari, 6 - 20123 Milano
T +39 02 724261 | Fax +39 02 8646.4323
e-mail: markets_analysis@borsaitaliana.it
www.borsaitaliana.it

This publication is for information purposes only and is not a recommendation to engage in investment activities. This publication is provided "as is" without representation or warranty of any kind. Whilst all reasonable care has been taken to ensure the accuracy of the content, Euronext does not guarantee its accuracy or completeness. Euronext will not be held liable for any loss or damages of any nature ensuing from using, trusting or acting on information provided. No information set out or referred to in this publication shall form the basis of any contract. The creation of rights and obligations in respect of financial products that are traded on the exchanges operated by Euronext's subsidiaries shall depend solely on the applicable rules of the market operator. All proprietary rights and interest in or connected with this publication shall vest in Euronext. No part of it may be redistributed or reproduced in any form without the prior written permission of Euronext. Euronext disclaims any duty to update this information. Euronext refers to Euronext N.V. and its affiliates. Information regarding trademarks and intellectual property rights of Euronext is located at www.euronext.com/terms-use.

© 2022 Euronext N.V. - All rights reserved

