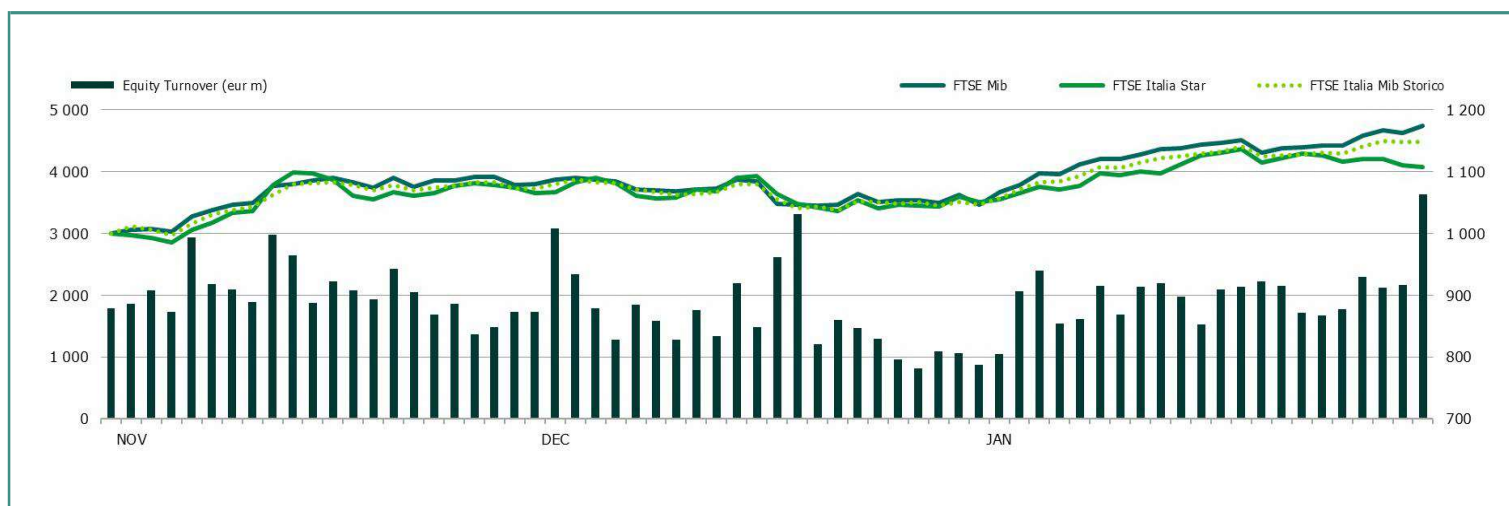


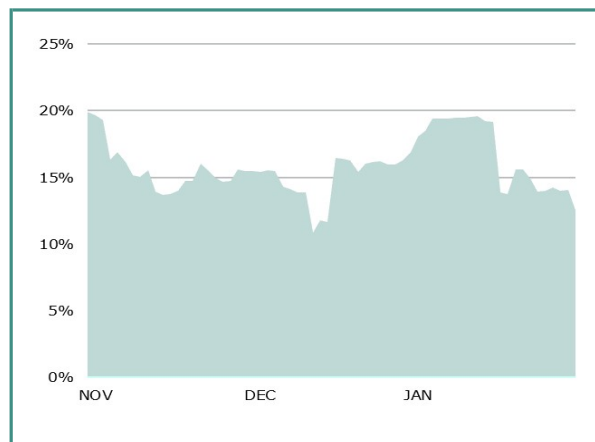
EQUITY DAILY TURNOVER AND MAIN INDICES (base = 1000 31.10.2022)



STOCK INDICES

	30 DEC 2022	31 JAN 2023	Var. % MoM	Volatility JAN 2023
FTSE Italia Mib Storico	22 276	24 449	9.8%	10.0%
FTSE Mib	23 707	26 600	12.2%	12.6%
FTSE Italia Star	46 268	48 758	5.4%	13.7%
FTSE Italia PIR PMI TR	29 991	32 861	9.6%	12.3%
FTSE Italia Brands	18 238	19 847	8.8%	13.2%

FTSE MIB VOLATILITY



TRADING - DAILY AVERAGE

	JANUARY 2022		JANUARY 2023	
	Trades Number	Turnover eur m	Trades Number	Turnover eur m
Shares	347 036	2 829.8	242 880	2 017.1
Securitized Derivatives	10 131	74.8	7 127	47.0
ETFplus	42 219	577.4	29 155	339.0
Fixed Income	9 939	421.1	23 953	729.3

(*) Indicators are related to turnover figures.

LISTING

	30 DEC 2021	30 DEC 2022	31 JAN 2023
Euronext Milan Domestic	229	220	220
of which STAR	73	74	74
Euronext Milan Foreign	3	3	3
of which STAR	1	1	1
Euronext MIV Milan *	1	1	1
Global Equity Market	87	87	87
Euronext Growth Milan	174	190	191
Listed Companies Total	494	501	502
Warrant	72	74	75
MIV Closed End Funds	11	8	8
ATFund	86	82	81
ETF	1 260	1 440	1 444
ETC/ETN	222	322	318
ETFplus Total	1 482	1 762	1 762
Securitized Derivatives	11 985	17 567	19 592
Convertibles Bonds	7	4	4
Mot - Government Bonds	158	160	160
Mot - Bonds	57	45	44
Mot - Eurobonds and ABSs	1 169	1 212	1 211
MOT Total	1 384	1 417	1 415
Extramot	638	575	503
Fixed Income Total	2 022	1 992	1 918

MOST TRADED SHARES IN THE MONTH

Shares	Mkt	Turnover eur m	% TOT
Intesa Sanpaolo	EXM	5 122.7	11.5%
Unicredit	EXM	4 921.7	11.1%
Enel	EXM	3 426.1	7.7%
Stellantis	EXM	3 262.5	7.4%
Eni	EXM	3 110.0	7.0%

BEST PERFORMANCES IN THE MONTH

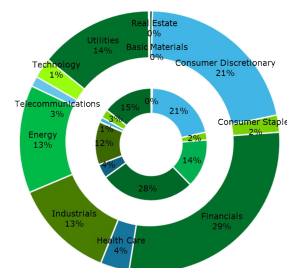
Shares	Mkt	Var. % MoM	Var % 2022 end
Italia Independent	EGM	154.8%	154.8%
Alfonsino	EGM	147.1%	147.1%
Saes Getters Rsp	EXM	67.4%	67.4%
Coinbase Global	GEM	61.4%	61.4%
Ecosuntek	EGM	55.3%	55.3%

Performances are computed with no-rounded official prices.
Performance is not included for shares not listed at 2022 end or unlimited suspended at January 2023 end or at 2022 end.

CAPITALISATION

Domestic Companies Capitalisation (eur m)	30 DEC 2021	30 DEC 2022	31 JAN 2023
Euronext Milan	757 647.1	614 960.1	669 059.4
of which STAR	67 689	46 458	48 425
Euronext MIV Milan *	195.3	185.7	190.0
Euronext Growth Milan	11 519	10 544	10 940
Total	769 362	625 689	680 190
Capitalisation (% GDP)			
Euronext Milan	43.2%	33.3%	36.1%
of which STAR	2.5%	2.6%	2.6%
Total	33.9%	36.7%	36.8%
Capitalisation (% Tot.)			
FTSE MIB Shares	80.1%	81.4%	81.5%

Capitalization is computed with no-rounded official prices.

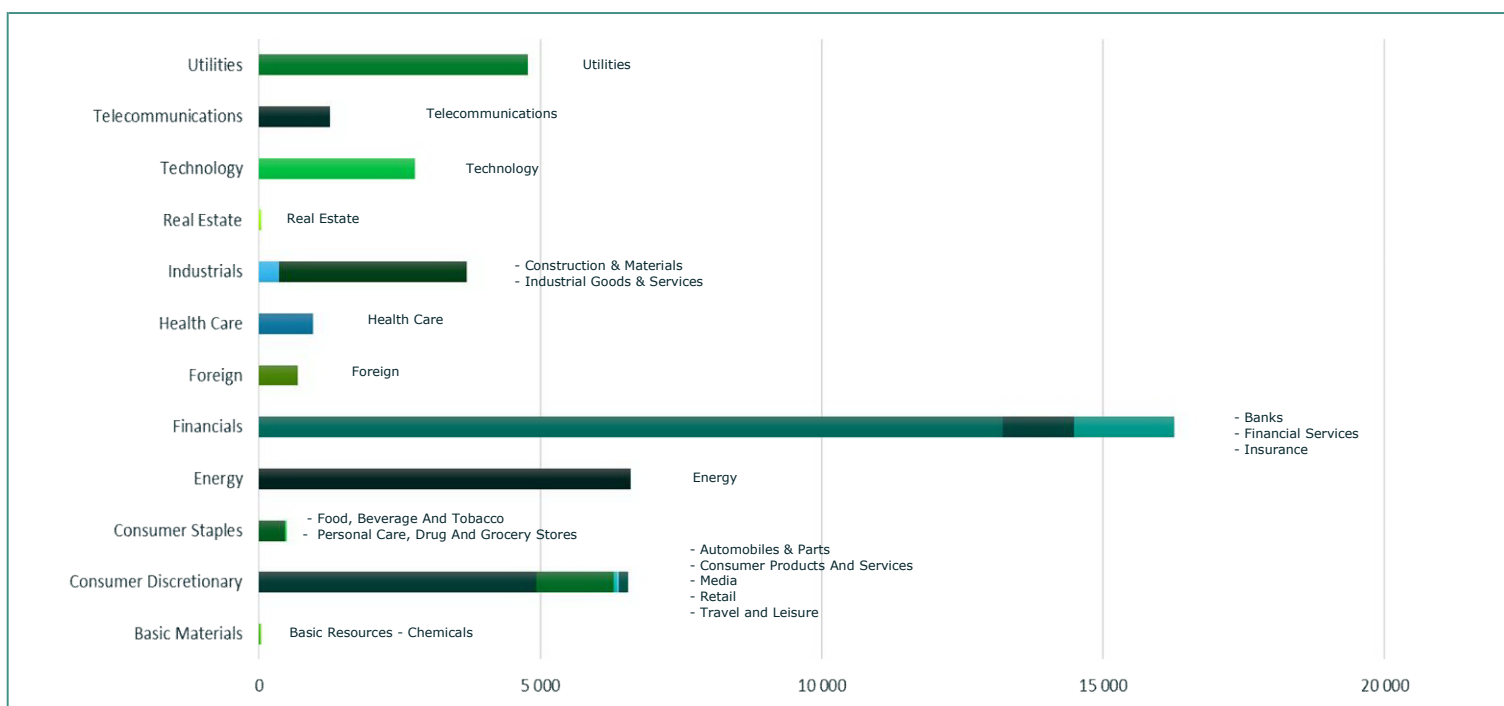


Note: internal chart: capitalisation on 30.12.2022;
external chart: capitalisation on 31.01.2023.

TRADING

SHARES	JANUARY 2022		JANUARY 2023		Other Instruments	JANUARY 2022		JANUARY 2023	
	Trades Number	Turnover eur m	Trades Number	Turnover eur m		Trades Number	Turnover eur m	Trades Number	Turnover eur m
Euronext Milan Domestic	6 696 395	54 327.5	4 913 559	40 899.3	SeDex	212 760	1 570.9	156 799	1 034.5
of which STAR	779 932	2 697.5	486 444	1 465.0	Warrant	10 412	13.5	3 019	2.8
Euronext Milan Foreign	336 484	3 546.0	240 492	2 556.7	MIV Closed End Funds	1 292	4.5	718	1.7
of which STAR	4 285	18.8	1 238	4.5	ATFund	93	6.1	101	16.0
Euronext MIV Milan *	6	2.1	2	0.0	ETF	628 458	9 354.1	411 373	5 705.6
Global Equity Market	121 822	1 195.8	93 285	692.9	ETC\ETN	258 141	2 772.1	230 045	1 752.8
Euronext Growth Milan	133 040	355.0	96 016	227.3	ETFplus	886 599	12 126.2	641 418	7 458.3
Total	7 287 747	59 426.3	5 343 354	44 376.2	Convertible Bonds	193	1.0	174	0.9
FTSE MIB Shares					Subscription rights	960	0.2	94	0.0
% Shares Total	72.8%	88.1%	73.1%	89.7%	Mot - Government Bonds	165 878	8 216.7	468 675	15 215.5
					Mot - Bonds	4 560	58.8	5 991	77.7
					Mot - Eurobonds and ABSs	37 927	542.6	51 337	722.3
					ExtraMOT	355	24.8	973	29.9
					Fixed Income Total	208 720	8 842.9	526 976	16 045.3

INDUSTRY/SUPERSECTOR TURNOVER (eur m)



NEW LISTINGS

RECENT EVENTS

ISSUER	MKT	SEGM	SHARES	FIRST TRADING DAY	EVENT	1st DAY CAPITALISATION (eur m)	LISTING SPONSOR (EURONEXT GROWTH ADVISOR for EGM)
REVO INSURANCE	MTA	Star	O	21.11.2022	Business combination between the SPAC REVO and Elba Assicurazioni, change of name into REVO Insurance and transfer from Euronext Growth Milan to Euronext STAR Milan	200.24	Equita SIM - Intesa Sanpaolo
ERREDUE	EGM	...	O	06.12.2022	IPO	34.73	Cfo SIM
EPRCOMUNICAZIONE	EGM	...	O	14.12.2022	IPO	10.47	EnVent Capital Markets
SACCHERIA F.LLI FRANCESCH	EGM	...	O	15.12.2022	IPO	16.34	Integrae SIM
IMPIANTI	EGM	...	O	16.12.2022	IPO	13.37	Integrae SIM
E-NOVIA	EGM	Professional	O	16.12.2022	IPO	166.93	MIT SIM
MAGIS	EGM	...	O	22.12.2022	IPO	41.71	Cfo SIM
ELIGO	EGM	Professional	O	28.12.2022	IPO	13.89	Integrae SIM
DOTSTAY	EGM	Professional	O	29.12.2022	IPO	8.58	EnVent Capital Markets
DEODATO.GALLERY	EGM	...	O	25.01.2023	IPO	23.50	Integrae SIM

NEWLY ADMITTED COMPANIES (THROUGH IPOS, SPOS AND INSTITUTIONAL PLACINGS)

Security:	EPRCOMUNICAZIONE		Total		of which public	of which institutional	
Offer period:	Offered shares:	max	803 250	min	- max	803 250
	14.12.2022	Greenhoe:	max	-	-	-	-
Offer price:	3.75	Requested shares:
Bookbuilding range:-....	Allotted shares:	803 250	803 250
Minimum lot:	- of which greenhoe:	-	-	-	-
Placed stake:	28.7%	Capital raised (ML euro):	3.01	3.01
		- from newly issued shares:	3.01	3.01
Bit alphabetical code:						
Bloomberg code:	Market and segment:	EURONEXT GROWTH MILAN -				
Reuters code:	Sector:				

Security:	SACCHERIA F.LLI FRANCESCHETTI		Total		of which public	of which institutional	
Offer period:	Offered shares:	max	1 441 500	min	- max	1 441 500
	15.12.2022	Greenhoe:	max	159 000	-	-	-
Offer price:	1.25	Requested shares:
Bookbuilding range:-....	Allotted shares:	1 600 500	1 600 500
Minimum lot:	- of which greenhoe:	159 000	-	-	159 000
Placed stake:	18.1%	Capital raised (ML euro):	2.00	2.00
		- from newly issued shares:	2.00	2.00
Bit alphabetical code:						
Bloomberg code:	Market and segment:	EURONEXT GROWTH MILAN				
Reuters code:	Sector:				

Security:	IMPIANTI		Total		of which public	of which institutional	
Offer period:	Offered shares:	max	1 459 500	min	- max	1 459 500
	16.12.2022	Greenhoe:	max	207 000	-	-	-
Offer price:	1.20	Requested shares:
Bookbuilding range:-....	Allotted shares:	1 666 500	1 666 500
Minimum lot:	- of which greenhoe:	207 000	-	-	207 000
Placed stake:	21.7%	Capital raised (ML euro):	2.00	2.00
		- from newly issued shares:	2.00	2.00
Bit alphabetical code:						
Bloomberg code:	Market and segment:	EURONEXT GROWTH MILAN				
Reuters code:	Sector:				

Security:	E-NOVIA		Total		of which public	of which institutional	
Offer period:	Offered shares:	max	2 035 418	min	- max	2 035 418
	16.12.2022	Greenhoe:	max	-	-	-	-
Offer price:	07.01.1900	Requested shares:
Bookbuilding range:-....	Allotted shares:	2 035 418	2 035 418
Minimum lot:	- of which greenhoe:	-	-	-	-
Placed stake:	8.8%	Capital raised (ML euro):	15	14.66
		- from newly issued shares:	14.66	14.66
Bit alphabetical code:						
Bloomberg code:	Market and segment:	EURONEXT GROWTH MILAN				
Reuters code:	Sector:				

Security:	MAGIS		Total		of which public	of which institutional	
Offer period:	Offered shares:	max	1 600 000	min	- max	1 600 000
	22.12.2022	Greenhoe:	max	-	-	-	-
Offer price:	10.00	Requested shares:
Bookbuilding range:-....	Allotted shares:	1 600 000	1 600 000
Minimum lot:	- of which greenhoe:	-	-	-	-
Placed stake:	41.5%	Capital raised (ML euro):	16.00	16.00
		- from newly issued shares:	4.00	4.00
Bit alphabetical code:						
Bloomberg code:	Market and segment:	EURONEXT GROWTH MILAN -				
Reuters code:	Sector:				

Security:	ELIGO		Total		of which public	of which institutional	
Offer period:	Offered shares:	max	167 200	min	- max	167 200
	28.12.2022	Greenhoe:	max	-	-	-	-
Offer price:	2.35	Requested shares:
Bookbuilding range:-....	Allotted shares:	167 200	167 200
Minimum lot:	- of which greenhoe:	-	-	-	-
Placed stake:	2.8%	Capital raised (ML euro):	0.39	0.39
		- from newly issued shares:	0.39	0.39
Bit alphabetical code:						
Bloomberg code:	Market and segment:	EURONEXT GROWTH MILAN - Professional				
Reuters code:	Sector:				

Security:	DOTSTAY		Total		of which public	of which institutional	
Offer period:	Offered shares:	max	573 000	min	- max	573 000
	29.12.2022	Greenhoe:	max	-	-	-	-
Offer price:	3.77	Requested shares:
Bookbuilding range:-....	Allotted shares:	573 000	573 000
Minimum lot:	- of which greenhoe:	-	-	-	-
Placed stake:	22.7%	Capital raised (ML euro):	2.16	2.16
		- from newly issued shares:	2.16	2.16
Bit alphabetical code:						
Bloomberg code:	Market and segment:	EURONEXT GROWTH MILAN - Professional				
Reuters code:	Sector:				

Security:	DEODATO.GALLERY		Total		of which public	of which institutional	
Offer period:	Offered shares:	max	4 299 000	min	- max	4 299 000
	25.01.2023	Greenhoe:	max	-	-	-	-
Offer price:	0.50	Requested shares:
Bookbuilding range:-....	Allotted shares:	4 299 000	4 299 000
Minimum lot:	- of which greenhoe:	-	-	-	-
Placed stake:	13.7%	Capital raised (ML euro):	2.15	2.15
		- from newly issued shares:	2.15	2.15
Bit alphabetical code:						
Bloomberg code:	Market and segment:	EURONEXT GROWTH MILAN -				
Reuters code:	Sector:				

RIGHT ISSUES

N° MKT	SEGM	SECURITIES	OPTION RIGHTS TRADING PERIOD		OFFER PRICE	OFFERED SHARES	ISSUE RATE	UNEXERCISED PREEMPTIVE RIGHTS (%)	ALLOTTED SHARES	CAPITAL RAISED (eur m)
			FROM	TO						
EGM	-	SG COMPANY WAR	29.11.2021	16.12.2021	-	6 172 544	1 : 1 new share	2.2%	6 172 544	-
EXM	-	BANCA INTERMOBILIARE ORD	06.12.2021	20.12.2021	0.03	683 613 315	5 ord / 12 ord	2.5%	683 613 315	22.97
EGM	-	SG COMPANY WAR	29.11.2021	16.12.2021	-	6 172 544	1 : 1 new share	2.2%	6 172 544	-
EXM	-	CSP INTERNATIONAL	27.12.2021	21.01.2022	0.38	18 145 872	9 ord / 16 ord	63.1%	6 690 186	2.54
EXM	Star	IVS GROUP ORD	09.05.2022	26.05.2022	3.56	52 168 656	24 ord / 17 ord	1.1%	52 168 608	185.72
EGM	-	UCAPITAL24 ORD	23.05.2022	09.06.2022	1.26	1 003 544	1 ord / 5 ord	53.2%	1 003 544	1.26
EGM	-	FENIX ENTERTAINMENT ORD	20.06.2022	07.07.2022	5.50	755 633	1 ord / 5 ord	93.9%	182 568	1.00
EXM	-	SAIPEM ORD	27.06.2022	11.07.2022	1.01	1 974 327 430	95 ord / 1 right	30.2%	1 974 327 430	1 999.99
EXM	Star	LANDI RENZO ORD	18.07.2022	04.08.2022	0.530	112 500 000	1 ord / 1 ord	4.2%	112 500 000	59.63
EXM	-	BANCA MONTE PASCHI SIENA ORD	17.10.2022	31.10.2022	2.00	1 249 665 648	374 ord / 3 ord	26.1%	1 249 665 648	2 499.33
EGM	-	TRENDEVICE ORD	05.12.2022	19.12.2022	0.400	4 930 750	5 ord / 14 ord	43.0%	3 021 125	1.21
EGM	-	EXPERT.AI ORD	05.12.2022	19.12.2022	0.61	13 097 683	1 ord / 4 ord	39.7%	9 698 821	5.92
1	EXM	TREVI FIN INDUSTRIALE ORD	19.12.2022	02.01.2023	0.32	79 199 228	21 ord / 40 ord	26.7%	78 864 353	25.00
2	EGM	SOLUTIONS CAPITAL MANAGEMENT SIM OF	02.01.2023	19.01.2023	3.60	300 936	3 ord / 20 ord	98.4%	4 824	0.02

SCRIP RIGHT ISSUES

N° MKT	SECURITIES	EFFECTIVE DATE	NOMINAL VALUE		ISSUE RATE	SHARES OFFERED (number)	SHARES AFTER THE ISSUE	VALUE (eur m)
			BEFORE	AFTER				
EGM	WEBSOLUTE	05.10.2020	0.02	0.02	1:10	864 895	9 513 845	0.02
EGM	RENERGETICA	16.11.2020	0.1368	0.1368	1:10	735 098	8 086 098	0.10

TOTAL MONEY RAISED (eur m)

	NUMBER	SECURITIES		MONEY RAISED	SHARE-HOLDERS	PUBLIC	INVESTORS		
		NEWLY ISSUED	SOLD				EMPLOYEES	INSTIT. INVESTORS	OTHER
YEAR 2023 - TOTAL FROM CAPITAL INCREASE	2		25.0	-	25.0	25.0	-	-	-
Euronext Milan	1		25.0	-	25.0	-	-	-	-
- of which Star	-		-	-	-	-	-	-	-
Euronext MIV Milan	-		-	-	-	-	-	-	-
Euronext Growth Milan	1		0.0	-	0.0	0.0	-	-	-
YEAR 2023 - TOTAL FROM OPVS (excluding closed-end fun	1		2.1	-	2.1	-	-	-	2.1
Euronext Milan	-		-	-	-	-	-	-	-
- of which Star	-		-	-	-	-	-	-	-
Euronext MIV Milan	-		-	-	-	-	-	-	-
Euronext Growth Milan	1		2.1	-	2.1	-	-	-	2.1
TOTAL IPO AND SPO	1		2.1	-	2.1	-	-	-	2.1
Euronext Milan	-		-	-	-	-	-	-	-
- of which Star	-		-	-	-	-	-	-	-
Euronext MIV Milan	-		-	-	-	-	-	-	-
Euronext Growth Milan	1		2.1	-	2.1	-	-	-	2.1
TOTAL YEAR 2023 (excluding closed-end funds)	3		27.2	-	27.2	25.0	-	-	2.1

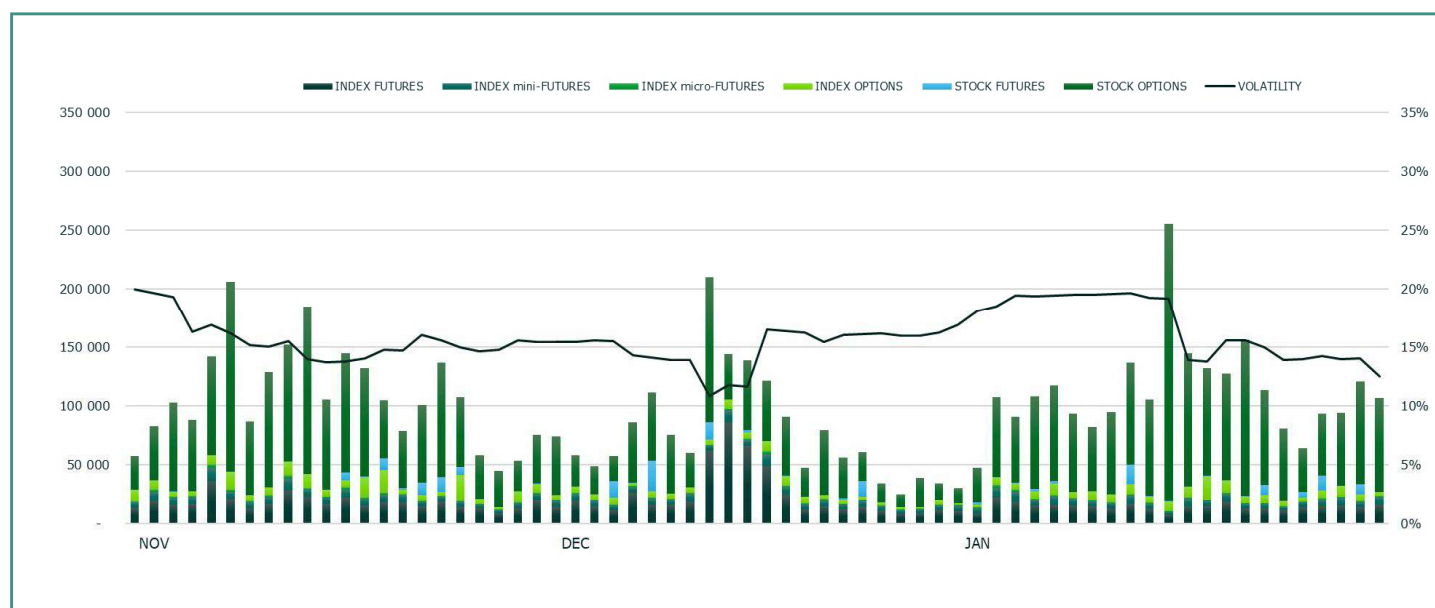
TAKEOVER BIDS

N° BIDDER	OFFER TYPE	TARGET SHARES	OFFER PERIOD		PRICE (eur)	SHARES		STAKE OWNED AFTER OFFER	TURNOVER (eur m)	
			FROM	TO		REQUESTED	BOUGHT			
BICE	MANDATORY	CDR ADVANCE CAPITAL	06.10.2021	26.10.2021	0.00	20 960 154	11 626 202	58.81%	0.04	
GENERALI ASSICURAZIONI	VOLUNTARY	CATTOLICA ASSICURAZIONI	04.10.2021	29.10.2021	6.75	174 293 926	138 842 677	84.47%	937.19	
RIMINI BIDCO SPA	MANDATORY	RENO DE MEDICI		17.12.2021	1.45	99 886 043	53 811 275	95.10%	78.03	
FINE FOODS & PHARMACEUTICALS NTM	MANDATORY	EURO COSMETIC	29.11.2021	17.12.2021	8.60	1 187 600	1 008 000	99.40%	8.67	
BARBIERI & TAROZZI HOLDING	VOLUNTARY	SITI B&T GROUP	07.02.2022	25.02.2022	3.70	3 170 640	2 295 097	93.01%	8.49	
IDEANOMICS	VOLUNTARY	ENERGICA MOTOR COMPANY	14.02.2022	04.03.2022	3.20	15 729 176	14 084 535	94.63%	45.07	
TRINITY INVESTMENTS	VOLUNTARY	BANCA INTERMOBILIARE	07.03.2022	25.03.2022	0.05	291 577 427	210 798 607	96.53%	10.33	
SOLIDUS BIDCO	MANDATORY	TAS	14.03.2022	01.04.2022	2.20	11 831 549	4 242 771	94.12%	9.33	
AMALFI HOLDING	MANDATORY	LA DORIA	28.03.2022	21.04.2022	16.50	6 235 967	2 542 047	94.11%	41.94	
GREEN BIDCO	MANDATORY	FALCK RENEWABLES	11.04.2022	10.05.2022	8.81	95 879 597	76 272 980	95.41%	671.96	
IDI	MANDATORY	BFC MEDIA	25.04.2022	13.05.2022	3.75	978 523	838 523	95.59%	3.14	
HOWDEN ITALIA HOLDINGS	MANDATORY	ASSITECA	15.06.2022	05.07.2022	5.62	2 007 978	1 665 747	99.20%	9.37	
LUXOTTICA GROUP	MANDATORY	GIORGIO FEDON	20.06.2022	08.07.2022	17.03	151 721	128 179	98.76%	2.18	
PJ ABILITY	VOLUNTARY	ROSSS	25.05.2022	15.07.2022	1.02	1 850 000	1 285 819	95.39%	1.31	
EVERGREEN	VOLUNTARY	COIMA RES	27.06.2022	22.07.2022	10.00	36 106 558	35 484 532	98.28%	354.85	
ROMULUS AND REMUS INVESTMENTS LLC	VOLUNTARY	ROMA	13.06.2022	25.07.2022	0.43	62 918 072	34 713 618	95.91%	14.93	
ASSICURAZIONI GENERALI	MANDATORY	CATTOLICA ASSICURAZIONI	11.07.2022	29.07.2022	6.75	12 547 136	5 382 833	97.36%	36.33	
BPER	MANDATORY	BANCA CARIGE	11.07.2022	29.07.2022	0.80	156 568 709	96 028 051	93.90%	76.82	
BPER	VOLUNTARY	BANCA CARIGE RSP	11.07.2022	29.07.2022	25 000.00		20	1	5.00%	0.03
LIMBO SRL	VOLUNTARY	PITTECO	18.07.2022	05.08.2022	11.25	7 113 004	6 498 360	98.77%	73.11	
POSTE ITALIANE	VOLUNTARY	SOURCESENSE	12.09.2022	14.10.2022	4.20	5 939 611	6 015 951	98.37%	25.27	
POSTE ITALIANE	VOLUNTARY	SOURCESENSE WARR	12.09.2022	14.10.2022	0.78	5 522 140	5 208 040	96.03%	4.06	
PN 1898 SRL	MANDATORY	BANCA FINNAT	24.10.2022	15.11.2022	0.31	42 645 333	28 677 255	96.15%	8.89	
SCHEMA ALFA	VOLUNTARY	ATLANTIA	10.10.2022	25.11.2022	23.00	552 442 990	64 240 417	95.93%	1 477.53	
OVERLORD BIDCO	MANDATORY	BE	23.11.2022	16.12.2022	3.45	37 912 796	18 794 002	90.39%	64.84	

The offers on Nice Footwear, Dea Capital and Prima Industrie are currently underway.

AAI Before unexercised preemptive right auction
BEM Borsa Italiana Equity Market
EGM Euronext Growth Milan
EXM Euronext Milan

IDEM - DERIVATIVES TRADING



	DAYS	MONTH	TURNOVER							OPEN INTEREST (4) NUMBER OF CONTRACTS	
			TOTAL				DAILY AVERAGE				
			STANDARD CONTRACTS	TRADES NUMBER	TURNOVER (1) eur m	OTHER (2)	% TOT SHARES (3)	STANDARD CONTRACTS	TRADES NUMBER		TURNOVER eur m
INDEX FUTURES (5)	256	TOT 2022	6 087 395	4 559 118	705 542.1	-	124.6%	23 779	17 809	2 756.0	87 842
		21 DEC 2022	510 962	286 963	61 565.3	-	185.3%	24 332	13 665	2 931.7	87 842
		22 JAN 2023	317 279	258 486	40 329.6	-	90.9%	14 422	11 749	1 833.2	100 659
FTSE MIB INDEX miniFUTURES	256	TOT 2022	2 114 164	1 773 074	49 712.9	-	8.8%	8 258	6 926	194.2	6 362
		21 DEC 2022	105 895	85 398	2 558.8	-	7.7%	5 043	4 067	121.8	6 362
		22 JAN 2023	111 917	92 789	2 859.2	-	6.4%	5 087	4 218	130.0	13 005
FTSE MIB INDEX microFUTURES	256	TOT 2022	471 802	310 306	2 199.9	-	0.4%	1 843	1 212	8.6	2 525
		21 DEC 2022	22 566	14 965	109.0	-	0.3%	1 075	713	5.2	2 525
		22 JAN 2023	26 278	17 817	134.3	-	0.3%	1 194	810	6.1	4 510
FTSE MIB INDEX OPTIONS	256	TOT 2022	1 777 168	342 656	101 391.7	2 525.4	17.9%	6 942	1 339	396.1	175 612
		21 DEC 2022	93 503	19 957	5 452.7	152.2	16.4%	4 453	950	259.7	175 612
		22 JAN 2023	155 453	26 825	9 403.0	161.5	21.2%	7 066	1 219	427.4	222 690
STOCK FUTURES (6)	256	TOT 2022	904 222	819	3 108.5	-	0.6%	3 532	3	12.1	65 519
		21 DEC 2022	72 801	46	362.3	-	1.2%	3 467	2	17.3	65 519
		22 JAN 2023	61 422	99	255.1	-	0.6%	2 792	5	11.6	78 197
STOCK DIVIDEND FUTURES	256	TOT 2022	9 383	65	23.0	-	-	37	0	0.1	5 792
		21 DEC 2022	-	-	-	-	-	-	-	-	5 792
		22 JAN 2023	6	1	0.1	-	-	0	0.0	0.0	5 793
STOCK OPTIONS	256	TOT 2022	15 729 209	408 563	48 742.8	2 920.1	9.1%	61 442	1 596	190.4	4 003 348
		21 DEC 2022	799 315	27 901	2 696.8	149.7	8.5%	38 063	1 329	128.4	4 003 348
		22 JAN 2023	1 797 170	39 309	6 128.0	297.4	14.5%	81 690	1 787	278.5	4 773 327
EQUITY DERIVATIVES TOTAL	256	TOT 2022	27 093 343	7 394 601	910 720.9	5 445.5	160.8%	105 833	28 885	3 557.5	4 347 000
		21 DEC 2022	1 605 042	435 230	72 744.8	301.9	219.0%	76 431	20 725	3 464.0	4 347 000
		22 JAN 2023	2 469 525	435 326	59 109.3	458.9	133.2%	112 251	19 788	2 686.8	5 198 181
ELECTRICITY FUTURES	256	TOT 2022	-	-	-	-	-	-	-	-	-
		21 DEC 2022	-	-	-	-	-	-	-	-	-
		22 JAN 2023	-	-	-	-	-	-	-	-	-
WHEAT FUTURE	256	TOT 2022	-	-	-	-	-	-	-	-	-
		21 DEC 2022	-	-	-	-	-	-	-	-	-
		22 JAN 2023	-	-	-	-	-	-	-	-	-
IDEM TOTAL	256	TOT 2022	27 093 343	7 394 601	910 720.95	-	-	105 833	28 885	3 557.5	4 347 000
		21 DEC 2022	1 605 042	435 230	72 744.80	-	-	76 431	20 725	3 464.0	4 347 000
		22 JAN 2023	2 469 525	435 326	59 109.29	-	-	112 251	19 788	2 686.8	5 198 181

(1) The notional turnover is computed as the product of contracts number, price and index multiplier for index futures; contracts number, price and size multiplier for stock futures; contracts number, strike prices and index multiplier for index options; contracts number, price and size multiplier for stock options.

(2) Premium in euro million for options and equity derivatives total; traded MWH for electricity future, tons for wheat future.

(3) As percentage on shares turnover (total shares for Index derivatives and Idem total; shares with underlying listed on Borsa Italiana for stock futures and stock options).

(4) Gross figures for Open positions at the end of period.

(5) Includes data for FTSE MIB index futures, FTSE MIB index dividend futures and FTSE PIR PMI index futures.

(6) Includes data for European stock futures.

Additional Information:

This publication uses only electronic trading data (daily and after hours sessions).

Shares of foreign companies, which are exclusively listed on Borsa Italiana and on no other European Exchange, are considered Domestic Companies Capitalisation, included in the Domestic and in the Domestic Trading figures.

* Euronext MIV Milan figures include Investment Companies, SPAC and FIA.

There were 22 trading days in January 2023 and 21 trading days in January 2022 on Borsa Italiana.

3rd Feb 2023 - 14:30

Markets Analysis
Piazza degli Affari, 6 - 20123 Milano
T +39 02 724261 | Fax +39 02 8646.4323
e-mail: markets_analysis@euronext.com
www.borsaitaliana.it

This publication is for information purposes only and is not a recommendation to engage in investment activities. This publication is provided "as is" without representation or warranty of any kind. Whilst all reasonable care has been taken to ensure the accuracy of the content, Euronext does not guarantee its accuracy or completeness. Euronext will not be held liable for any loss or damages of any nature ensuing from using, trusting or acting on information provided. No information set out or referred to in this publication shall form the basis of any contract. The creation of rights and obligations in respect of financial products that are traded on the exchanges operated by Euronext's subsidiaries shall depend solely on the applicable rules of the market operator. All proprietary rights and interest in or connected with this publication shall vest in Euronext. No part of it may be redistributed or reproduced in any form without the prior written permission of Euronext. Euronext disclaims any duty to update this information. Euronext refers to Euronext N.V. and its affiliates. Information regarding trademarks and intellectual property rights of Euronext is located at www.euronext.com/terms-use.



© 2023 Euronext N.V. - All rights reserved